

### MHB MNG Series-- Storage-type Gelled Battery

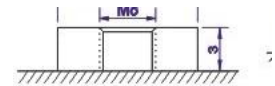
- completely sealed and maintenance-free, low self-discharge
- 100% precise quality testing, stable quality and high reliable performance
- Unique grid alloy formula, Gelled electrolyte formula and updated manufacturing technique
- Floating & standby use: up to 15 years
- Cycle use 1: More than 450 cycles at 100% DOD
- Cycle use 2: More than 1200~1500 cycles at 50% DOD
- Cycle use 3: More than 2200 cycles at 30% DOD

### Application:

- Telecommunications
- UPS/EPS
- DC Power Supply
- Solar system
- Wind Power System
- Auto Control System

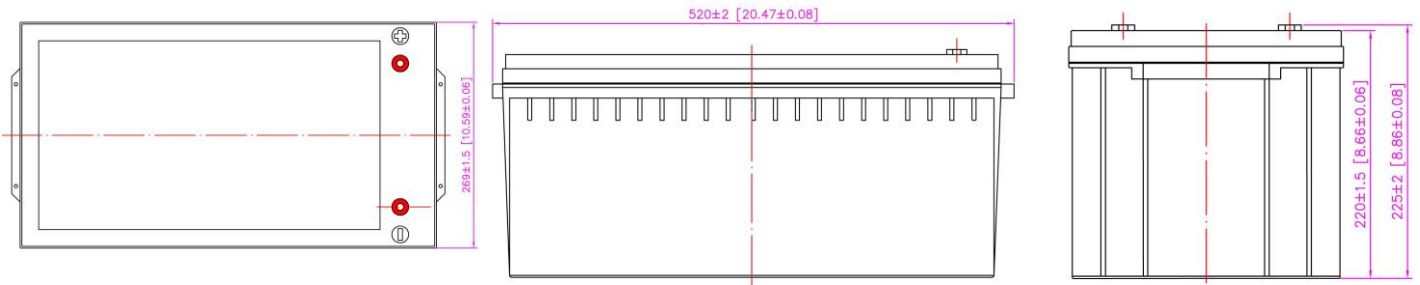
### Construction:

- Component .....Raw material
- Positive .....Lead dioxide
- Negative .....Lead
- Container .....ABS
- Cover .....ABS
- Sealant .....Epoxy
- Safety valve .... Rubber
- Terminal .....Copper/Pb
- Separator .....Fiber glass
- Electrolyte ..... Gelled acid



M8 Bolt

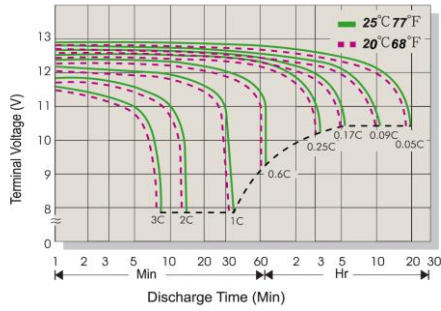
B5 Terminal



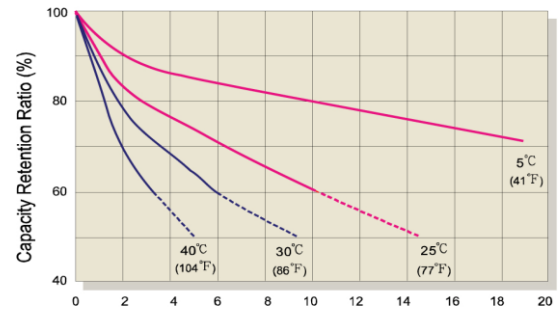
### Specification:

Battery Model	MNG 250-12 12V250AH			
Designed Floating Life	Up to 12 Years			
Capacity (25°C)	20HR(10.0A,10.8V)	10HR(24.5A,10.5V)	5HR(40.3A,10.5V)	1HR(136.3A,10.5V)
	250AH	245AH	201.6AH	136.3AH
Dimensions	Length	Width	Height	Total Height
	520mm (20.478inch)	269mm (10.60inch)	220mm (8.66inch)	225mm (8.86inch)
Approx. Weight	73.0Kg (16.097 lbs)			
Internal Resistance	Full charged at 25°C ≤2.0mΩ			
Self Discharge	2% of capacity declined per month at (25°C)			
Capacity Affected by Temp.(20HR)	40°C	25°C	0°C	-15°C
	102%	100%	85%	65%
Charge Voltage(25°C)	Cycle use		Float use	
	14.4-14.6V(-30mV/°C), max. Current:75.0A		13.5-13.8V (-20mV/°C)	

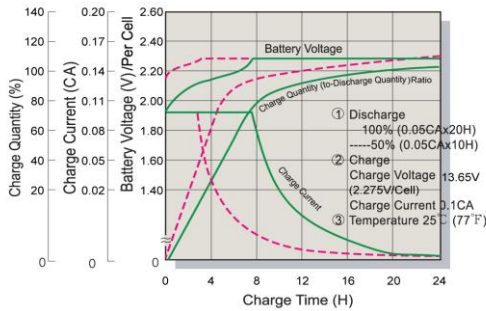
### Terminal Voltage (V) and Discharge Time



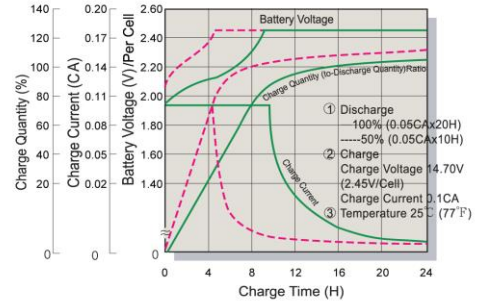
### Capacity Retention Characteristic



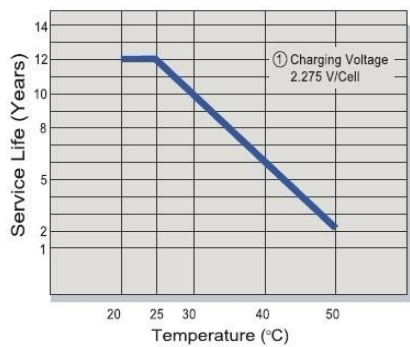
### Battery Voltage and Charge Time for Standby Use



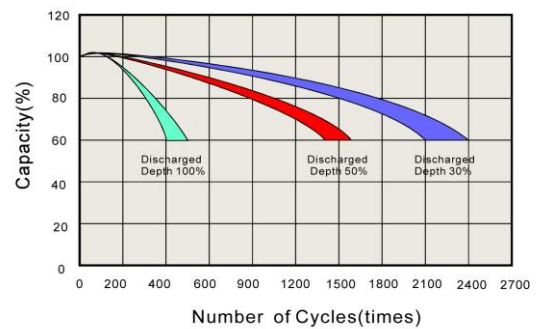
### Battery Voltage and Charge Time for Cycle Use



### Tickle(or Float) Service Life



### Cycle Service Life



### Constant Current Discharge (CC, Unit: A) at 25°C (77°F)

F.V/Time	5Min	10Min	15Min	30Min	1Hr	2Hr	3Hr	4Hr	5Hr	6Hr	10Hr	20Hr
1.85V/Cell	551.8	406.4	352.8	212.9	125.8	74.1	55.3	46.57	38.34	35.28	23.52	12.00
1.80V/Cell	574.8	423.4	367.5	221.7	131.1	77.2	57.6	48.51	39.94	36.75	24.50	12.50
1.75V/Cell	632.2	444.5	385.9	230.6	136.3	79.5	59.3	49.00	40.33	37.12	24.75	12.62
1.70V/Cell	707.0	465.7	404.3	241.7	138.9	81.0	60.5	49.48	40.73	37.49	24.99	12.74
1.67V/Cell	781.7	486.9	422.6	248.3	144.2	83.3	62.2	49.97	41.13	37.85	25.24	12.87

### Constant Power Discharge (CP, Unit: W) at 25°C (77°F)

F.V/Time	5Min	10Min	15Min	30Min	1Hr	2Hr	3Hr	4Hr	5Hr	6Hr	10Hr	20Hr
1.85V/Cell	1048.4	772.2	670.3	404.4	239.1	140.8	105.0	88.48	72.84	67.03	44.69	22.79
1.80V/Cell	1092.1	804.4	698.3	421.3	249.0	146.6	109.4	92.17	75.88	69.83	46.55	23.74
1.75V/Cell	1201.3	844.6	733.2	438.1	259.0	151.0	112.7	93.09	76.64	70.52	47.02	23.98
1.70V/Cell	1343.2	884.8	768.1	459.2	264.0	154.0	114.9	94.01	77.39	71.22	47.48	24.22
1.67V/Cell	1485.2	925.0	803.0	471.8	273.9	158.4	118.1	94.93	78.15	71.92	47.95	24.45