

NACRE PEARLS

► Our Nacre Pearls are created in the likeness of cultivated pearls, each containing a crystal ball core to which we apply several coats of nacre using a technology similar to the natural production. Available loose or in strands, round pearls are now part of our lead-free MAXIMA by Preciosa line and meets the highest ecological and industry standards.

Colours

Pearl Effects

-  **Pearl Effect White**
70000
-  **Pearl Effect Cream**
71000
-  **Pearl Effect Light Creamrose**
77000
-  **Pearl Effect Creamrose**
77500
-  **Pearl Effect Rosaline**
77800
-  **Pearl Effect Peach**
79000
-  **Pearl Effect Vanilla**
71600
-  **Pearl Effect Gold**
78600
-  **Pearl Effect Bronze**
78800
-  **Pearl Effect Light Green**
75700
-  **Pearl Effect Dark Green**
75800
-  **Pearl Effect Lavender**
72000
-  **Pearl Effect Light Burgundy**
79300
-  **Pearl Effect Bordeaux**
79900
-  **Pearl Effect Red**
79500
-  **Pearl Effect Dark Copper**
78900
-  **Pearl Effect Light Blue**
73000
-  **Pearl Effect Blue**
73300
-  **Pearl Effect Dark Blue**
73500
-  **Pearl Effect Light Grey**
74000
-  **Pearl Effect Dark Grey**
74500

Pearlescent

-  **Pearlescent White**
70103

Gemcolours

-  **Crystal Sage**
72597
-  **Crystal Malachite**
75695
-  **Crystal Salmon Rose**
77175
-  **Crystal Cranberry**
79158
-  **Crystal Aqua Blue**
76345
-  **Crystal Navy Blue**
76375
-  **Crystal Ceramic Grey**
71455
-  **Crystal Magic Black**
72398

Numerical order

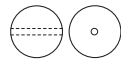
70000	Pearl Effect White
70103	Pearlescent White
71000	Pearl Effect Cream
71455	Crystal Ceramic Grey
71600	Pearl Effect Vanilla
72000	Pearl Effect Lavender
72398	Crystal Magic Black
72597	Crystal Sage
73000	Pearl Effect Light Blue
73300	Pearl Effect Blue
73500	Pearl Effect Dark Blue
74000	Pearl Effect Light Grey
74500	Pearl Effect Dark Grey
75695	Crystal Malachite
75700	Pearl Effect Light Green
75800	Pearl Effect Dark Green
76345	Crystal Aqua Blue
76375	Crystal Navy Blue
77000	Pearl Effect Light Creamrose
77175	Crystal Salmon Rose
77500	Pearl Effect Creamrose
77800	Pearl Effect Rosaline
78600	Pearl Effect Gold
78800	Pearl Effect Bronze
78900	Pearl Effect Dark Copper
79000	Pearl Effect Peach
79158	Crystal Cranberry
79300	Pearl Effect Light Burgundy
79500	Pearl Effect Red
79900	Pearl Effect Bordeaux

Alphabetic order

A	Crystal Aqua Blue	76345
B	Pearl Effect Blue	73300
	Pearl Effect Bordeaux	79900
	Pearl Effect Bronze	78800
C	Crystal Ceramic Grey	71455
	Crystal Cranberry	79158
	Pearl Effect Cream	71000
	Pearl Effect Creamrose	77500
D	Pearl Effect Dark Blue	73500
	Pearl Effect Dark Copper	78900
	Pearl Effect Dark Green	75800
	Pearl Effect Dark Grey	74500
G	Pearl Effect Gold	78600
L	Pearl Effect Lavender	72000
	Pearl Effect Light Blue	73000
	Pearl Effect Light Burgundy	79300
	Pearl Effect Light Creamrose	77000
	Pearl Effect Light Green	75700
	Pearl Effect Light Grey	74000
M	Crystal Magic Black	72398
	Crystal Malachite	75695
N	Crystal Navy Blue	76375
P	Pearl Effect Peach	79000
R	Pearl Effect Red	79500
	Pearl Effect Rosaline	77800
S	Crystal Sage	72597
	Crystal Salmon Rose	77175
V	Pearl Effect Vanilla	71600
W	Pearl Effect White	70000
	Pearlescent White	70103

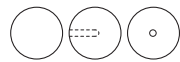
Overview

NACRE PEARLS



Pearl Round MAXIMA | ART. **131 10 011**

mm 4, 5, 6, 8, 10, 12



Pearl Round - Semi MAXIMA | ART. **131 10 012**

mm 4, 5, 6, 8, 10, 12



NACRE PEARLS



Button – Semi | ART. **131 80 012**

mm 6, 8, 10, 16



Pearl Elliptic | ART. **131 50 021**

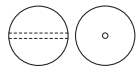
mm 11x9.5, 16x14

NACRE CABOCHONS



Round Cabochon | ART. **131 11 030**

mm 3, 4, 5, 6, 7



Pearl Round MAXIMA | ART. 131 10 011



COLOUR	4mm	5mm	6mm	8mm	10mm	12mm
Pearl Effect White 70000	●	●	●	●	●	●
Pearlescent White 70103	●	●	●	●	●	●
Pearl Effect Cream 71000	●	●	●	●	●	●
Pearl Effect Light Creamrose 77000	●	●	●	●	●	●
Pearl Effect Creamrose 77500	●	●	●	●	●	●
Pearl Effect Rosaline 77800	●	●	●	●	●	●
Pearl Effect Peach 79000	●	●	●	●	●	●
Pearl Effect Vanilla 71600	●	●	●	●	●	●
Pearl Effect Gold 78600	●	●	●	●	●	●
Pearl Effect Bronze 78800	●	●	●	●	●	●
Pearl Effect Light Green 75700	●	●	●	●	●	●
Pearl Effect Dark Green 75800	●	●	●	●	●	●
Pearl Effect Lavender 72000	●	●	●	●	●	●
Pearl Effect Light Burgundy 79300	●	●	●	●	●	●
Pearl Effect Bordeaux 79900	●	●	●	●	●	●
Pearl Effect Red 79500	●	●	●	●	●	●
Pearl Effect Dark Copper 78900	●	●	●	●	●	●
Pearl Effect Light Blue 73000	●	●	●	●	●	●
Pearl Effect Blue 73300	●	●	●	●	●	●
Pearl Effect Dark Blue 73500	●	●	●	●	●	●
Pearl Effect Light Grey 74000	●	●	●	●	●	●
Pearl Effect Dark Grey 74500	●	●	●	●	●	●
Crystal Sage 72597	●	●	●	●	●	●
Crystal Malachite 75695	●	●	●	●	●	●
Crystal Salmon Rose 77175	●	●	●	●	●	●
Crystal Cranberry 79158	●	●	●	●	●	●
Crystal Aqua Blue 76345	●	●	●	●	●	●
Crystal Navy Blue 76375	●	●	●	●	●	●
Crystal Ceramic Grey 71455	●	●	●	●	●	●
Crystal Magic Black 72398	●	●	●	●	●	●

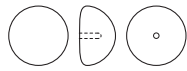


Pearl Round – Semi MAXIMA | ART. 131 10 012



COLOUR	mm					
	4	5	6	8	10	12
Pearl Effect White 70000	●	●	●	●	●	●
Pearlescent White 70103	●	●	●	●	●	●
Pearl Effect Cream 71000	●	●	●	●	●	●
Pearl Effect Light Creamrose 77000	●	●	●	●	●	●
Pearl Effect Creamrose 77500	●	●	●	●	●	●
Pearl Effect Rosaline 77800	●	●	●	●	●	●
Pearl Effect Peach 79000	●	●	●	●	●	●
Pearl Effect Vanilla 71600	●	●	●	●	●	●
Pearl Effect Gold 78600	●	●	●	●	●	●
Pearl Effect Bronze 78800	●	●	●	●	●	●
Pearl Effect Light Green 75700	●	●	●	●	●	●
Pearl Effect Dark Green 75800	●	●	●	●	●	●
Pearl Effect Lavender 72000	●	●	●	●	●	●
Pearl Effect Light Burgundy 79300	●	●	●	●	●	●
Pearl Effect Bordeaux 79900	●	●	●	●	●	●
Pearl Effect Red 79500	●	●	●	●	●	●
Pearl Effect Dark Copper 78900	●	●	●	●	●	●
Pearl Effect Light Blue 73000	●	●	●	●	●	●
Pearl Effect Blue 73300	●	●	●	●	●	●
Pearl Effect Dark Blue 73500	●	●	●	●	●	●
Pearl Effect Light Grey 74000	●	●	●	●	●	●
Pearl Effect Dark Grey 74500	●	●	●	●	●	●
Crystal Sage 72597	●	●	●	●	●	●
Crystal Malachite 75695	●	●	●	●	●	●
Crystal Salmon Rose 77175	●	●	●	●	●	●
Crystal Cranberry 79158	●	●	●	●	●	●
Crystal Aqua Blue 76345	●	●	●	●	●	●
Crystal Navy Blue 76375	●	●	●	●	●	●
Crystal Ceramic Grey 71455	●	●	●	●	●	●
Crystal Magic Black 72398	●	●	●	●	●	●

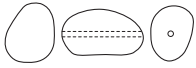




Button – Semi | ART. 131 80 012



COLOUR	mm			
	6	8	10	16
Pearl Effect White 70000	●	●	●	●
Pearl Effect Cream 71000	●	●	●	●
Pearl Effect Light Creamrose 77000	●	●	●	●
Pearl Effect Creamrose 77500	●	●	●	●
Pearl Effect Rosaline 77800	●	●	●	●
Pearl Effect Peach 79000	●	●	●	●
Pearl Effect Vanilla 71600	●	●	●	●
Pearl Effect Gold 78600	●	●	●	●
Pearl Effect Bronze 78800	●	●	●	●
Pearl Effect Light Green 75700	●	●	●	●
Pearl Effect Dark Green 75800	●	●	●	●
Pearl Effect Lavender 72000	●	●	●	●
Pearl Effect Light Burgundy 79300	●	●	●	●
Pearl Effect Bordeaux 79900	●	●	●	●
Pearl Effect Red 79500	●	●	●	●
Pearl Effect Dark Copper 78900	●	●	●	●
Pearl Effect Light Blue 73000	●	●	●	●
Pearl Effect Blue 73300	●	●	●	●
Pearl Effect Dark Blue 73500	●	●	●	●
Pearl Effect Light Grey 74000	●	●	●	●
Pearl Effect Dark Grey 74500	●	●	●	●
Crystal Sage 72597	●	●	●	●
Crystal Malachite 75695	●	●	●	●
Crystal Salmon Rose 77175	●	●	●	●
Crystal Cranberry 79158	●	●	●	●
Crystal Aqua Blue 76345	●	●	●	●
Crystal Navy Blue 76375	●	●	●	●
Crystal Ceramic Grey 71455	●	●	●	●
Crystal Magic Black 72398	●	●	●	●



Pearl Elliptic | ART. 131 50 021



COLOUR	mm	11x9.5	16x14
Pearl Effect White 70000	●	●	●
Pearl Effect Cream 71000	●	●	●
Pearl Effect Light Creamrose 77000	●	●	●
Pearl Effect Creamrose 77500	●	●	●
Pearl Effect Rosaline 77800	●	●	●
Pearl Effect Peach 79000	●	●	●
Pearl Effect Vanilla 71600	●	●	●
Pearl Effect Gold 78600	●	●	●
Pearl Effect Bronze 78800	●	●	●
Pearl Effect Light Green 75700	●	●	●
Pearl Effect Dark Green 75800	●	●	●
Pearl Effect Lavender 72000	●	●	●
Pearl Effect Light Burgundy 79300	●	●	●
Pearl Effect Bordeaux 79900	●	●	●
Pearl Effect Red 79500	●	●	●
Pearl Effect Dark Copper 78900	●	●	●
Pearl Effect Light Blue 73000	●	●	●
Pearl Effect Blue 73300	●	●	●
Pearl Effect Dark Blue 73500	●	●	●
Pearl Effect Light Grey 74000	●	●	●
Pearl Effect Dark Grey 74500	●	●	●
Crystal Sage 72597	●	●	●
Crystal Malachite 75695	●	●	●
Crystal Salmon Rose 77175	●	●	●
Crystal Cranberry 79158	●	●	●
Crystal Aqua Blue 76345	●	●	●
Crystal Navy Blue 76375	●	●	●
Crystal Ceramic Grey 71455	●	●	●
Crystal Magic Black 72398	●	●	●



Round Cabochon | ART. 131 11 030



COLOUR	mm				
	3	4	5	6	7
Pearl Effect White 70000	●	●	●	●	●
Pearl Effect Cream 71000	●	●	●	●	●
Pearl Effect Light Creamrose 77000	●	●	●	●	●
Pearl Effect Creamrose 77500	●	●	●	●	●
Pearl Effect Rosaline 77800	●	●	●	●	●
Pearl Effect Peach 79000	●	●	●	●	●
Pearl Effect Vanilla 71600	●	●	●	●	●
Pearl Effect Gold 78600	●	●	●	●	●
Pearl Effect Bronze 78800	●	●	●	●	●
Pearl Effect Light Green 75700	●	●	●	●	●
Pearl Effect Dark Green 75800	●	●	●	●	●
Pearl Effect Lavender 72000	●	●	●	●	●
Pearl Effect Light Burgundy 79300	●	●	●	●	●
Pearl Effect Bordeaux 79900	●	●	●	●	●
Pearl Effect Red 79500	●	●	●	●	●
Pearl Effect Dark Copper 78900	●	●	●	●	●
Pearl Effect Light Blue 73000	●	●	●	●	●
Pearl Effect Blue 73300	●	●	●	●	●
Pearl Effect Dark Blue 73500	●	●	●	●	●
Pearl Effect Light Grey 74000	●	●	●	●	●
Pearl Effect Dark Grey 74500	●	●	●	●	●
Crystal Sage 72597	●	●	●	●	●
Crystal Malachite 75695	●	●	●	●	●
Crystal Salmon Rose 77175	●	●	●	●	●
Crystal Cranberry 79158	●	●	●	●	●
Crystal Aqua Blue 76345	●	●	●	●	●
Crystal Navy Blue 76375	●	●	●	●	●
Crystal Ceramic Grey 71455	●	●	●	●	●
Crystal Magic Black 72398	●	●	●	●	●

Packing and weight

Pearl Round MAXIMA | ART. 131 10 011

Size	Packing unit	Number of stones in packing unit	Number of stones in standard box	Average weight of standard box
MM	TYPE	PIECES	PIECES	GRAM
4	ENVELOPE	600	27,000	2,650
5	ENVELOPE	500	15,000	2,630
6	ENVELOPE	200	5,000	1,640
8	ENVELOPE	100	2,500	1,970
10	ENVELOPE	50	1,000	1,510
12	ENVELOPE	30	600	1,590

Pearl Round – Semi MAXIMA | ART. 131 10 012

Size	Packing unit	Number of stones in packing unit	Number of stones in standard box	Average weight of standard box
MM	TYPE	PIECES	PIECES	GRAM
4	ENVELOPE	600	36,000	3,650
5	ENVELOPE	500	20,000	3,450
6	ENVELOPE	300	7,500	2,400
8	ENVELOPE	150	3,000	2,250
10	ENVELOPE	50	1,500	2,250
12	ENVELOPE	45	1,080	2,600

Button – Semi | ART. 131 80 012

Size	Packing unit	Number of stones in packing unit	Number of stones in standard box	Average weight of standard box
MM	TYPE	PIECES	PIECES	GRAM
6	ENVELOPE	300	13,500	2,650
8	ENVELOPE	150	6,000	2,450
10	ENVELOPE	50	1,600	1,500
16	ENVELOPE	35	840	2,450

Pearl Elliptic | ART. 131 50 021

Size	Packing unit	Number of stones in packing unit	Number of stones in standard box	Average weight of standard box
MM	TYPE	PIECES	PIECES	GRAM
11x9.5	ENVELOPE	50	1,500	2,200
16x14	ENVELOPE	35	840	2,450

Round Cabochon | ART. 131 11 030

Size	Packing unit	Number of stones in packing unit
MM	TYPE	GROSS
3	ENVELOPE	2
4	ENVELOPE	2
5	ENVELOPE	2
6	ENVELOPE	2
7	ENVELOPE	1