

SEMIPACK® 6

Rectifier Diode Modules

SKKE 1200/22 H4

Features

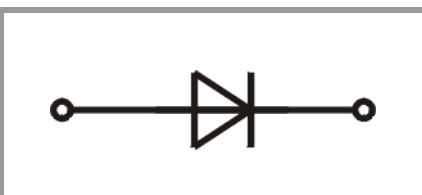
- Precise metal pressure contacts for high reliability
- UL recognized, file no. E 63 532

Typical Applications*

- Rectifiers

Absolute Maximum Ratings				
Symbol	Conditions		Values	Unit
Rectifier Diode				
I_{FAV}	sin. 180°	$T_c = 85\text{ °C}$	1376	A
		$T_c = 100\text{ °C}$	1180	A
I_{FSM}	10 ms	$T_j = 25\text{ °C}$	45000	A
		$T_j = 160\text{ °C}$	40000	A
i^2t	10 ms	$T_j = 25\text{ °C}$	10125000	A ² s
		$T_j = 160\text{ °C}$	8000000	A ² s
V_{RSM}			2200	V
V_{RRM}			2200	V
T_j			-40 ... 160	°C
Module				
T_{stg}			-40 ... 125	°C
V_{isol}	a.c.; 50 Hz; r.m.s.	1 min	4000	V
		1 s	4800	V

Characteristics						
Symbol	Conditions		min.	typ.	max.	Unit
Diode						
V_F	$T_j = 25\text{ °C}, I_F = 3000\text{ A}$				1.40	V
$V_{(TO)}$	$T_j = 160\text{ °C}$				0.72	V
r_T	$T_j = 160\text{ °C}$				0.19	mΩ
I_{RD}	$T_j = 160\text{ °C}, V_{RD} = V_{RRM}$				60	mA
$R_{th(j-c)}$	cont.	per chip			0.0385	K/W
		per module			0.0385	K/W
$R_{th(j-c)}$	sin. 180°	per chip			0.04	K/W
		per module			0.04	K/W
Module						
$R_{th(c-s)}$	chip				0.01	K/W
	module				0.01	K/W
M_s	to heatsink M6		5.1		6.9	Nm
M_t	to terminal M12		15.3		20.7	Nm
a					5 * 9,81	m/s ²
w				2150		g



SKKE

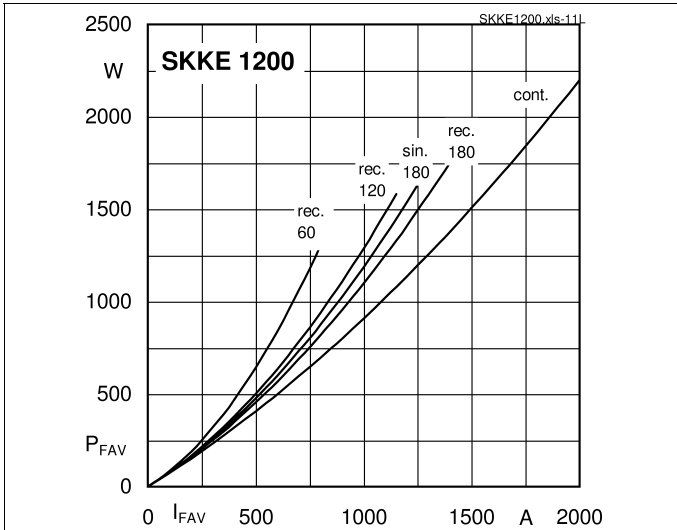


Fig. 11L: Power dissipation per diode vs. forward current

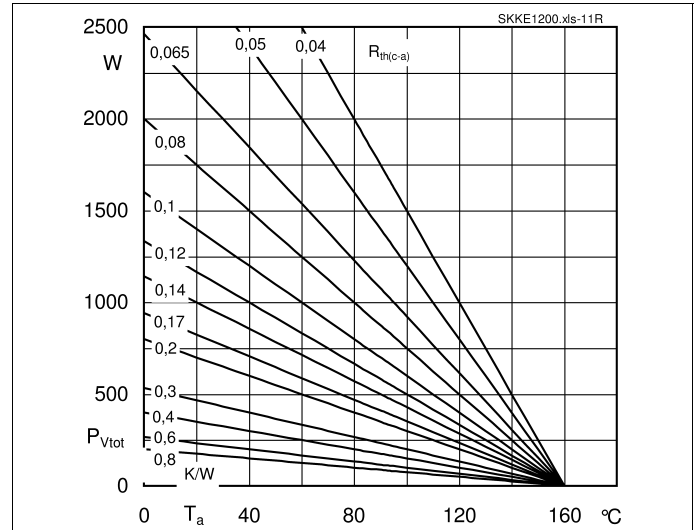


Fig. 11R: Power dissipation per diode vs. ambient temperature

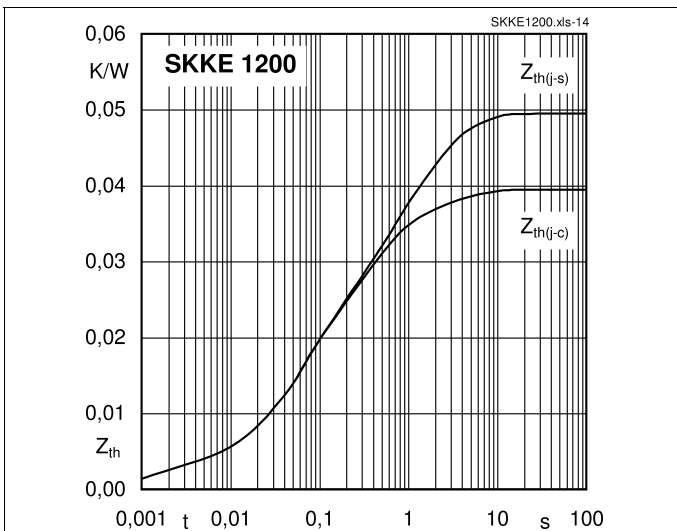


Fig. 14: Transient thermal impedance vs. time

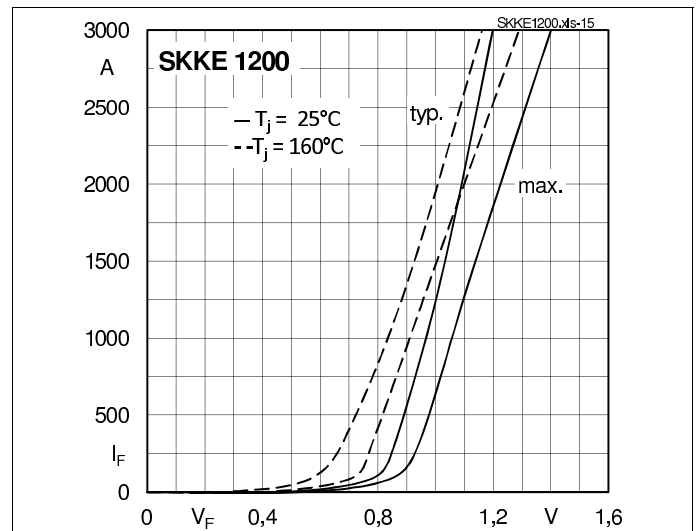


Fig. 15: Forward characteristics

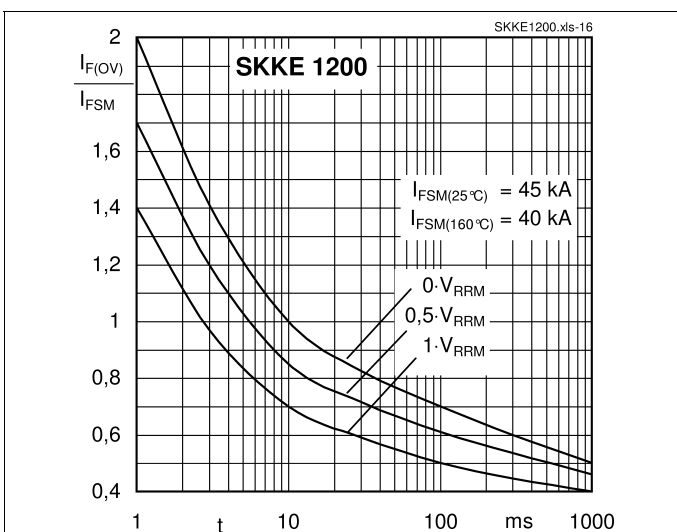
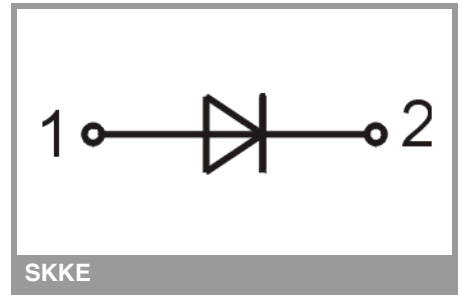
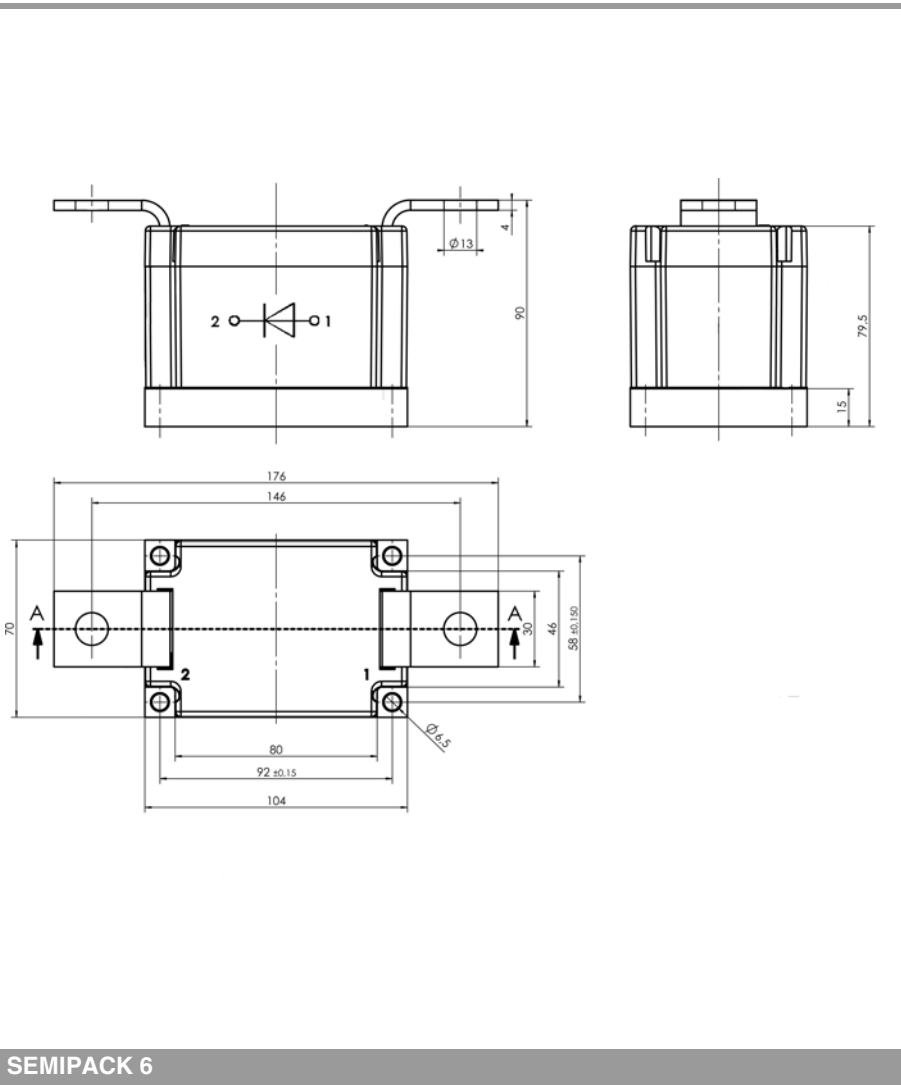


Fig. 16: Surge overload current vs. time

SKKE 1200/22 H4



This is an electrostatic discharge sensitive device (ESDS), international standard IEC 60747-1, Chapter IX

* The specifications of our components may not be considered as an assurance of component characteristics. Components have to be tested for the respective application. Adjustments may be necessary. The use of SEMIKRON products in life support appliances and systems is subject to prior specification and written approval by SEMIKRON. We therefore strongly recommend prior consultation of our staff.