


DUCT FANS

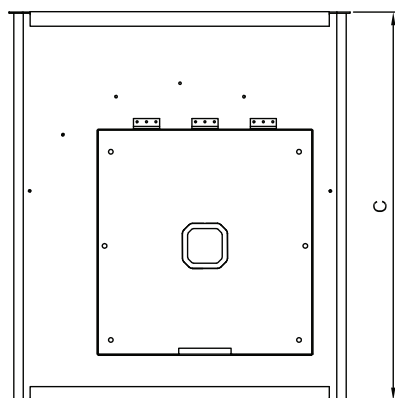
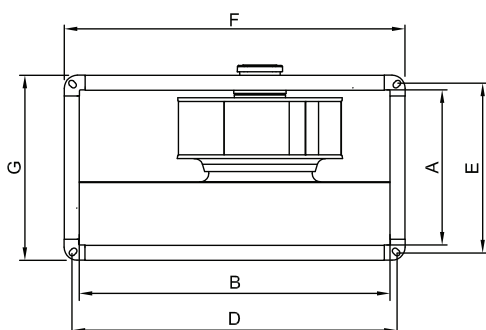
BDKF

AC RECTANGULAR IN LINE DUCT FANS Backward Curved



Bahçivan Brand Rectangular In-Line Duct Fans engineered for medium and large ventilation needs where space is at a premium. BDKF Rectangular fans developed and manufactured for high performance, trouble-free, and direct-to-duct operations. The motorized impeller is mounted on a hinged door - the user just swings the door out for easy access to the impeller for maintenance.

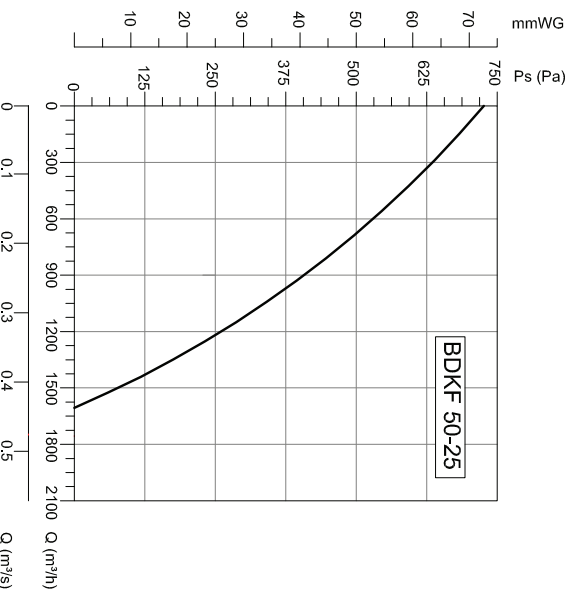
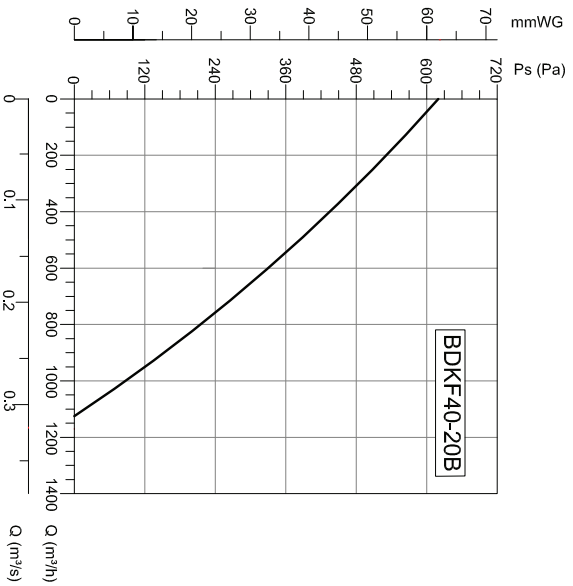
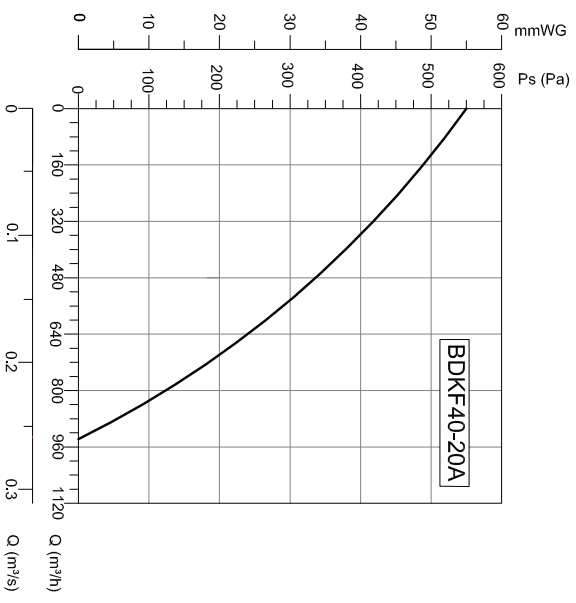
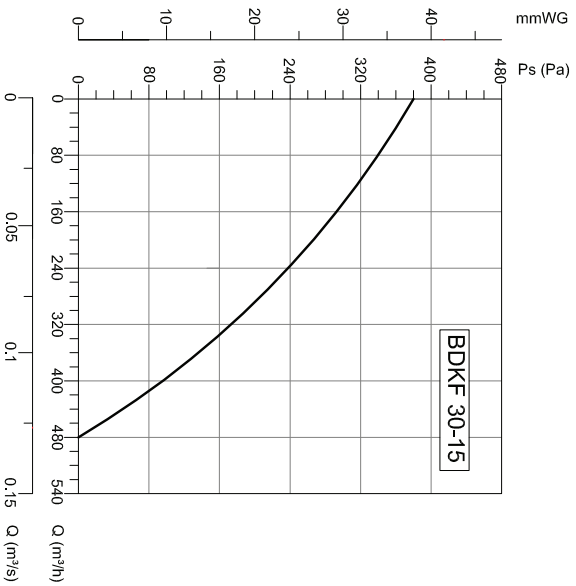
Technical Drawings



- MATERIAL** : The housing and impeller is galvanized sheet steel.
- INSULATION CLASS** : Class B
- DIRECTIVE** : Complying with EN 60335-1, EN 60335-2-80
- PROTECTION OF MOTOR** : Thermal overload protection is available upon request.(Connector box- IP 55)
- SPEED CONTROL** : Speed can be adjusted using an optional controller.
- DIRECTION OF ROTATION** : Direction of impeller from inlet side is CW (Clock wise). As it is going to cause extra load on the wrong direction rotation must be checked carefully.
- APPLICATION AREAS** : BDKF rectangular in-line duct fan series is perfect for use in residential, commercial, and industrial environments, for ventilation applications such as:
Residential; Bathrooms, toilets, utility rooms, indoor swimming pools, gyms, and storerooms.
Commercial; Cafes, bars, restaurants, shops, schools, offices, factories, buildings, warehouses, night clubs, pubs, hotels, shopping centers, and leisure centers.
Industrial; Equipment cooling, workshops, and spot ventilation.

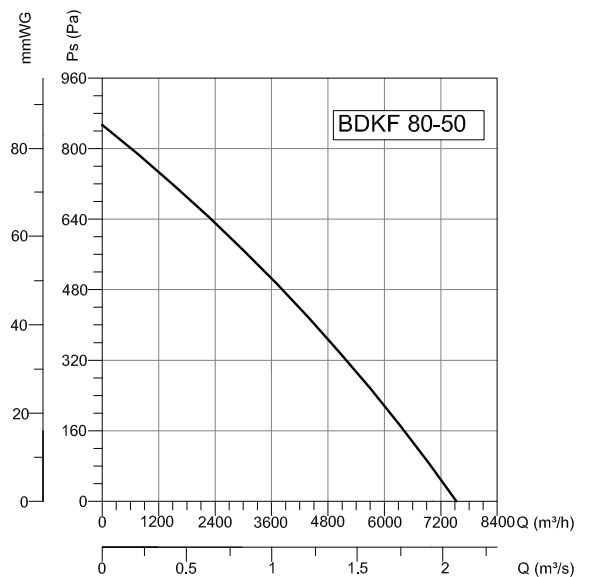
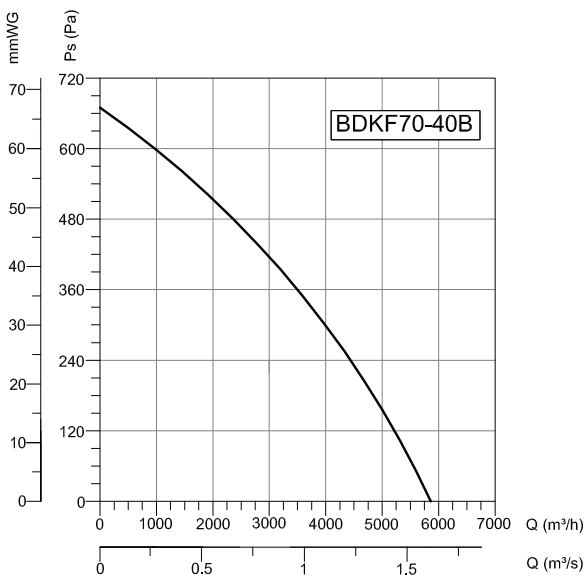
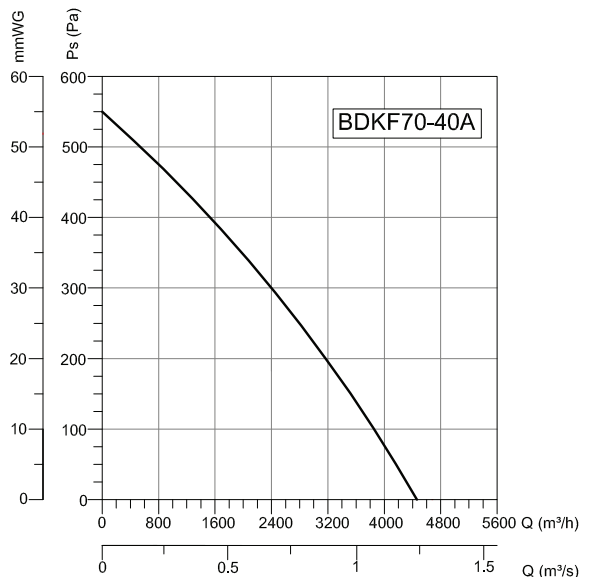
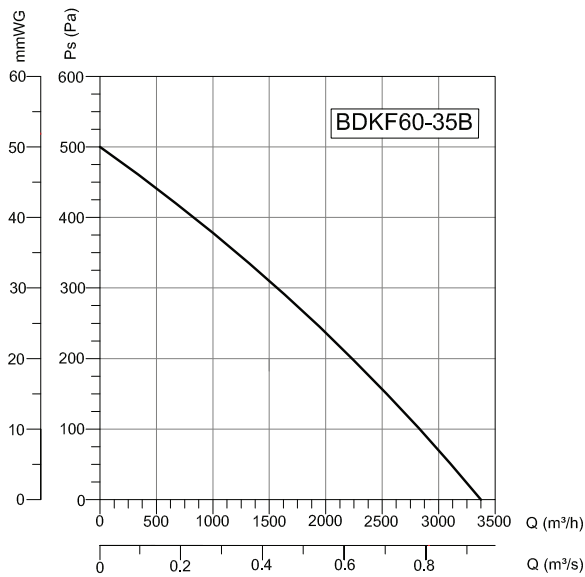
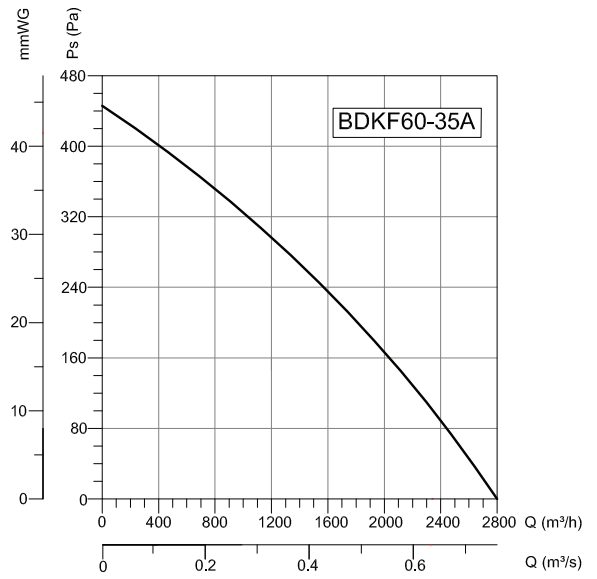
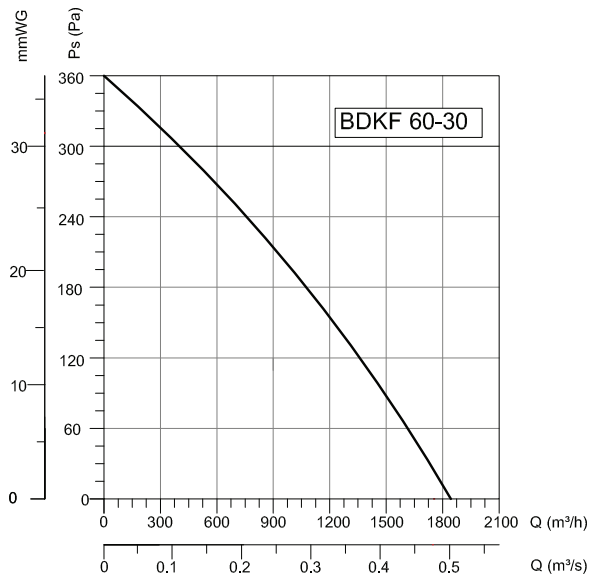
TYPE	A	B	C	D	E	F	G
BDKF 30-15	150	300	400	320	170	350	200
BDKF 40-20A	200	400	500	420	220	450	250
BDKF 40-20B	200	400	500	420	220	450	250
BDKF 50-25	250	500	565	520	270	550	300
BDKF 60-30	300	600	650	620	320	650	350
BDKF 60-35A	350	600	760	620	370	650	400
BDKF60-35B	350	600	760	620	370	650	400
BDKF70-40A	400	700	800	720	420	750	450
BDKF70-40B	400	700	800	720	420	750	450
BDKF 80-50	500	800	920	820	520	850	560
BDKF 100-50	500	1000	1050	1030	530	1060	560

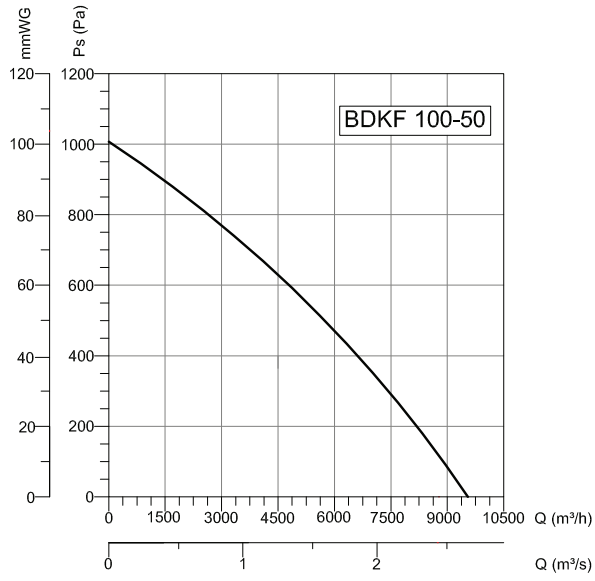
Dimensions are in (mm)



TYPE	VOLTAGE		FREQUENCY		POWER		CURRENT		CAPACITOR		SPEED		AIR FLOW		SOUND PRESSURE LEVEL		WEIGHT	
	V	V	Hz	Hz	W	W	(A)	(A)	(µF)	(µF)	d/d	d/d	m³/h	m³/h	dB(A)	dB(A)	kg	kg
BDKF 30-15	230	230	50	50	90	90	0,4	0,4	2,5	2,5	2630	2630	480	480	70	70	7	7
BDKF 40-20A	230	230	50	50	104	104	0,47	0,47	4	4	2645	2645	950	950	73	73	10,5	10,5
BDKF 40-20B	230	230	50	50	130	130	0,58	0,58	5	5	2675	2675	1150	1150	75	75	11	11
BDKF 50-25	230	230	50	50	180	180	0,8	0,8	6	6	2635	2635	1610	1610	78	78	15	15
BDKF 60-30	230	230	50	50	147	147	0,66	0,66	6	6	1440	1440	1850	1850	70	70	29	29
BDKF 60-35A	230	230	50	50	340	340	0,64	0,64	6	6	1440	1440	2800	2800	72	72	31	31
BDKF60-35B	230	230	50	50	380	380	0,96	0,96	8	8	1420	1420	3400	3400	78	78	32	32
BDKF70-40A	230	230	50	50	620	620	2,06	2,06	16	16	1430	1430	4500	4500	78	78	44	44
BDKF 70-40B	230	230	50	50	690	690	3	3	18	18	1435	1435	5900	5900	79	79	46	46
BDKF 80-50	380	380	50	50	1080	1080	2,5	2,5	-	-	1350	1350	7550	7550	79	79	66	66
BDKF 100-50	380	380	50	50	1670	1670	3	3	-	-	1350	1350	9600	9600	80	80	84	84

DUCT FANS





Accessories



DUCT FANS

ROOF FANS

AXIAL FANS

RADIAL FANS

PLASTIC FANS

VENTILATORS

SMOKE EXHAUST SYSTEMS

ACCESSORIES