

## BRASS SOLENOID VALVE 90

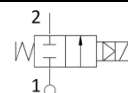


- Coil size 42 mm
- 2/2 way NC
- Pilot operated
- Steam cleaning
- ED 100%

### Technical data

|  |                            |                                   |
|--|----------------------------|-----------------------------------|
| Min differential working pressure        | 1 bar                      |                                   |
| Body material                            | Brass Nichel plated        |                                   |
| Seal material                            | PTFE                       |                                   |
| Seat and Tube material                   | Stainless steel            |                                   |
| Working fluids                           | Steam                      |                                   |
| Electrical connection                    | 6,3 x 0,8 fast-on terminal |                                   |
| Insulation class                         | H                          |                                   |
| 220-230VAC 50-60Hz<br>Approvals: CE; VDE | Power (VA)                 | 20                                |
| 100-120VAC 60Hz<br>Approvals: CE; UL     |                            |                                   |
| 12-24 VDC<br>Approvals: CE               | Power (W)                  | 14                                |
| Max temperature                          | Fluids                     |                                   |
|  | PTFE                       | Ambient                           |
|  | 180 °C                     | +80 °C (Version 230V/50Hz: 120°C) |

### Performance



| Pipes        | Orifice Ø<br>mm | Flow<br>m3/h | MOPD (bar) |    | Code        |
|--------------|-----------------|--------------|------------|----|-------------|
|              |                 |              | AC         | DC |             |
| G 3/8 or 1/2 | 8               | 1.1          | 10         | 5  | 9013 – 9014 |
| G 3/8 or 1/2 | 12              | 2.4          | 10         | 5  | 9003 – 9004 |
| G 3/4 or 1   | 21              | 6.3          | 10         | 5  | 9015 – 9016 |
| G 1 ¼ or 1 ½ | 38              | 20.4         | 10         | 5  | 9017 – 9018 |
| G 2          | 50              | 34.8         | 10         | 5  | 9019        |

**Hydraulic connection**

G 3/8 - 1/2  
Series 9013 - 9014



G 3/8 - 1/2  
Series 9003 - 9004

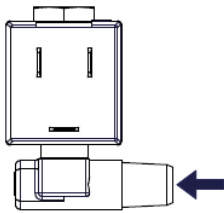


G 3/4 - 1 - 1 1/4 - 1 1/2 - 2  
Series 9015 - 9016 - 9017 - 9018 - 9019

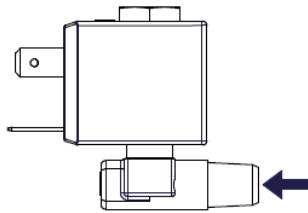


**Availability coil orientation**

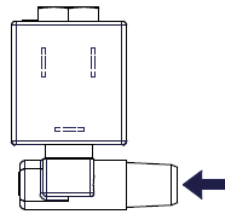
"A" (STANDARD)



"B"



"C"



"D"

