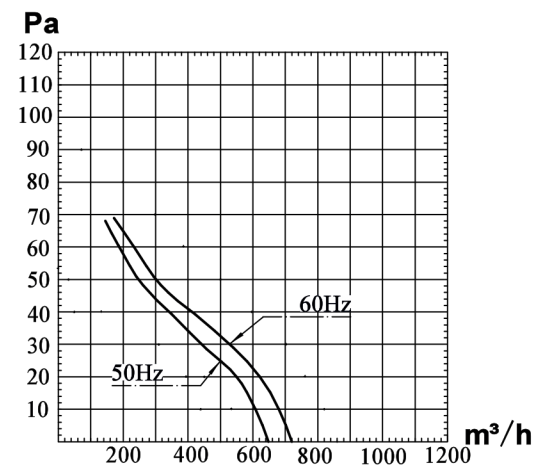
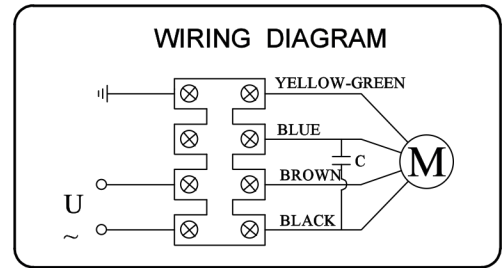


LABEL:

YWF2E-170S
Axial Fan Motor
 220V 50Hz 0.24A 53W 2600r/min
 220V 60Hz 0.28A 63W 2900r/min
 2µF/450V CL.B 202*.**

Wiring diagrams:
single phase:



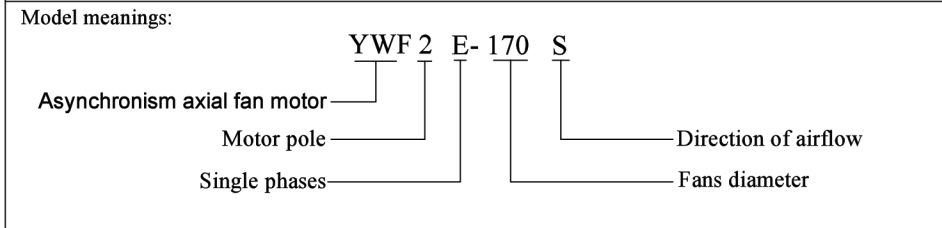
Axial Fan Motor

OMT Group S.p.A.

Unit:axial fan motor	Type:
Motor:single phases motor	Customer:
Motor type:YWF2E-170	Customer type:

type	voltage V	frequency Hz	input power W	current A	speed r/min+/-5%	air volume m³/h	noise level dBA	capacitor uF/VDB
YWF2E-170	220	50	53	0.24	2600	650	66	2uF/450V
	220	60	63	0.28	2900	720	68	2uF/450V

Insulation class:B	Operating type:S1
Permissible ambient temperature:-30-60°C	Temperatue increase:T<75K
Motor protection:	Bearing:ball bearing
Protection class:IP44 in accordance with EN 60034-5	License:CE CCC



High-voltage test according to EN 60335-1 1800V

Electrical connection:lead wire silikon 4G 0.50mm²,length 100mm in terminal box connected

Direction of rotation:
 clockwise(sucking) Airflow direction:"S" looking at rotor side
 Anticlockwise(blowing), airflow direction:"B" looking ai rotor side

Material/surface treatment:rotor with condensation drain holes varnished black, stator moisture protected, guard grille plastic coated.

Balancing grade: fan balanced dynamically in two plances. G6.3

APPROX WEIGHT | 1.7kg

REV.	DESCRIPTION	APPROVED	DATE	DECIMAL	TOLERANCE	SIGN	DATE	OMT Group code:	PROJECTION	A4	SCALE	SHEET: of
				X	±0.5	DRN.BY		ES01170A-M				
				X.X	±0.25	CHD.BY		ES01170S-M				
				X.XX	±0.15	ENG.BY						
				ANGLE	±3°	APP.BY						