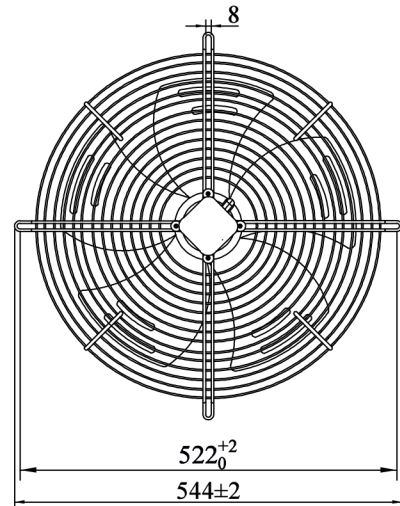
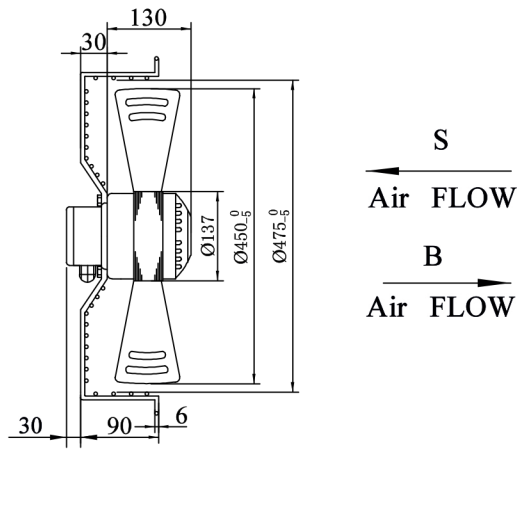


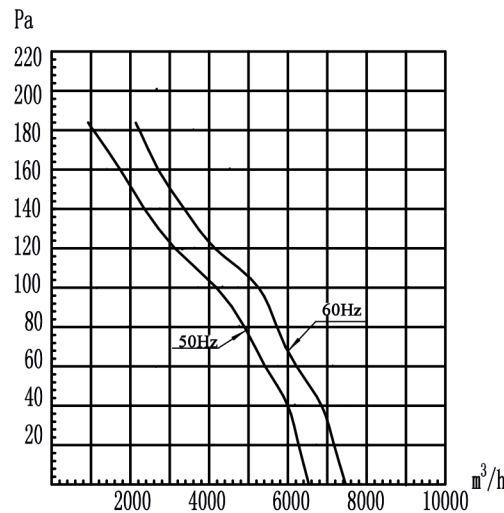
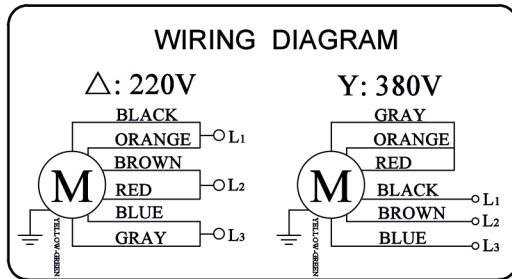
Axial Fan Motor



LABEL:

OMT GROUP
YWF4D-450EX
 Axial Fan Motor
 220V 50/60Hz 1.15/1.40A 300/450W 1380/1550r/min
 380V 50/60Hz 0.66/0.80A 300/450W 1380/1550r/min
 CL.B 202*,** **CE**

**Wiring diagrams:
single phase:**



OMT Group S.p.A.

Unit:axial fan motor	Type:
Motor:single phases motor	Customer:
Motor type:YWF4D-450EX	Customer type:

type	voltage V	frequency Hz	input power W	current A	speed r/min+/-5%	air volume m³/h	noise level dBA	capacitor uF/VDB
YWF4D-450	220	50	300	1.15	1380	6560	70	/
	220	60	450	1.40	1550	7480	72	/
	380	50	300	0.66	1380	6560	70	/
	380	60	450	0.80	1550	7480	72	/

Insulation class:B	Operating type:S1
Permissible ambient temperature:-30-60°C	Temperatue increase:T<75K
Motor protection:	Bearing:ball bearing
Protection class:IP44 in accordance with EN 60335-1	License:CE

Model meanings:

YWF 4 D-450 EX S

- YWF: Asynchronism axial fan motor
- 4: Motor pole
- D: Three phases
- 450: Expand power
- EX: Fans diameter
- S: Direction of airflow

High-voltage test according to EN 60335-1 2200V

Electrical connection:lead wire silikon 4G 0.50mm²,length 100mm in terminal box connected

Direction of rotation:
 clockwise(sucking) Airflow direction:"S" looking at rotor side
 Anticlockwise(blowing), airflow direction:"B" looking ai rotor side

Material/surface treatment:rotor with condensation drain holes varnished black, stator moisture protected, guard grille plastic coated.

Balancing grade: fan balanced dynamically in two plances. G6.3

APPROX WEIGHT | 8.3kg

REV.	DESCRIPTION	APPROVED	DATE	ANGLE	TOLERANCE	SIGN	DATE	OMT Group code:	PROJECTION	SCALE	SHEET: of
					DECIMAL			ES03550A-M		A4	
					X	DRN.BY		ES03550S-M		SCALE	
					X.X	CHD.BY					
					X.XX	ENG.BY					
					±0.5	APP.BY					
					±0.25						
					±0.15						
					±3°						