

Hi-MO 9

Sea-Shield

LR8-66HYD 630~670M

- Suitable for high corrosion scenarios such as offshore areas
- High humidity resistant junction box and connector
- Dual layer coated glass for high salt corrosion resistant
- Special aluminum frame with high salt corrosion resistant

12

12-year Warranty for
Materials and Processing

30

30-year Warranty for Extra
Linear Power Output

Complete System and Product Certifications

IEC 61215, IEC 61730, UL 61730

ISO9001:2015: ISO Quality Management System

ISO14001: 2015: ISO Environment Management System

ISO45001: 2018: Occupational Health and Safety

IEC62941: Guideline for module design qualification and type approval

LONGI



24.8%
MAX MODULE
EFFICIENCY

0~3%
POWER
TOLERANCE

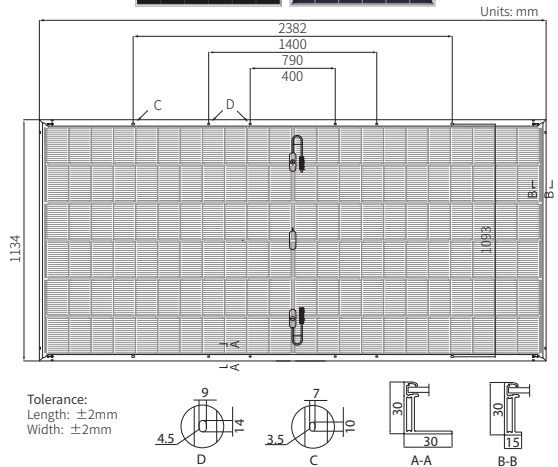

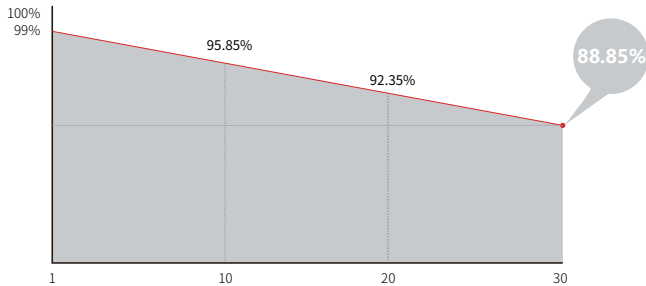
<1%
FIRST YEAR
POWER DEGRADATION

0.35%
YEAR 2-30
POWER DEGRADATION

BC-CELL
LOWER OPERATING
TEMPERATURE

Additional Value

30-Year Power Warranty



Mechanical Parameters

Cell Orientation	132 (6×22)
Junction Box	Modular junction box for salt spray erosion resistance
Output Cable	4mm ² +400/-200mm/±1400mm length can be customized
Glass	Dual glass, weather-resistant semi-tempered glass
Frame	Weather-resistant anodized aluminum frame
Weight	41.6kg
Dimension	2382×1134×30mm
Packaging	36pcs per pallet / 144pcs per 20' GP / 576pcs per 40' HC

Electrical Characteristics

STC : AM1.5 1000W/m² 25°C

NOCT : AM1.5 800W/m² 20°C 1m/s

Test uncertainty for Pmax: ±3%

Module Type	LR8-66HYD-630M		LR8-66HYD-635M		LR8-66HYD-640M		LR8-66HYD-645M		LR8-66HYD-650M		LR8-66HYD-655M		LR8-66HYD-660M		LR8-66HYD-665M		LR8-66HYD-670M	
	STC	NOCT	STC	NOCT	STC	NOCT	STC	NOCT	STC	NOCT	STC	NOCT	STC	NOCT	STC	NOCT	STC	NOCT
Testing Condition	STC	NOCT	STC	NOCT	STC	NOCT	STC	NOCT	STC	NOCT	STC	NOCT	STC	NOCT	STC	NOCT	STC	NOCT
Maximum Power (Pmax/W)	630	479.6	635	483.4	640	487.2	645	491.0	650	494.8	655	498.6	660	502.4	665	506.2	670	510.0
Open Circuit Voltage (Voc/V)	49.32	46.87	49.42	46.97	49.52	47.06	49.62	47.16	49.72	47.25	49.82	47.35	49.92	47.44	50.02	47.54	50.12	47.63
Short Circuit Current (Isc/A)	16.22	13.03	16.30	13.09	16.38	13.16	16.46	13.22	16.54	13.28	16.62	13.35	16.70	13.41	16.78	13.48	16.86	13.54
Voltage at Maximum Power (Vmp/V)	40.58	38.57	40.68	38.66	40.78	38.76	40.88	38.85	40.98	38.95	41.08	39.04	41.18	39.14	41.28	39.23	41.38	39.33
Current at Maximum Power (Imp/A)	15.53	12.45	15.61	12.51	15.69	12.58	15.78	12.65	15.86	12.72	15.94	12.78	16.03	12.85	16.11	12.92	16.19	12.98
Module Efficiency(%)	23.3		23.5		23.7		23.9		24.1		24.2		24.4		24.6		24.8	

Electrical characteristics with different rear side power gain (reference to 645W front)

Pmax /W	Voc/V	Isc /A	Vmp/V	Imp /A	Pmax gain
677	49.62	17.28	40.88	16.57	5%
710	49.62	18.11	40.88	17.36	10%
744	49.72	18.93	40.98	18.15	15%
776	49.72	19.75	40.98	18.94	20%
808	49.72	20.58	40.98	19.73	25%

Operating Parameters

Operational Temperature	-40°C ~ +85°C
Power Output Tolerance	0 ~ 3% (Others) 0 ~ +5W (India area)
Maximum System Voltage	DC1500V (IEC/UL)
Maximum Series Fuse Rating	35A
Nominal Operating Cell Temperature	45±2°C
Protection Class	Class II
Bifaciality	75±5%
Fire Rating	UL type 29 IEC Class C

Mechanical Loading

Front Side Maximum Static Loading	5400Pa
Rear Side Maximum Static Loading	2400Pa
Hailstone Test	25mm Hailstone at the speed of 23m/s

Temperature Ratings (STC)

Temperature Coefficient of Isc	+0.050%/°C
Temperature Coefficient of Voc	-0.200%/°C
Temperature Coefficient of Pmax	-0.260%/°C