
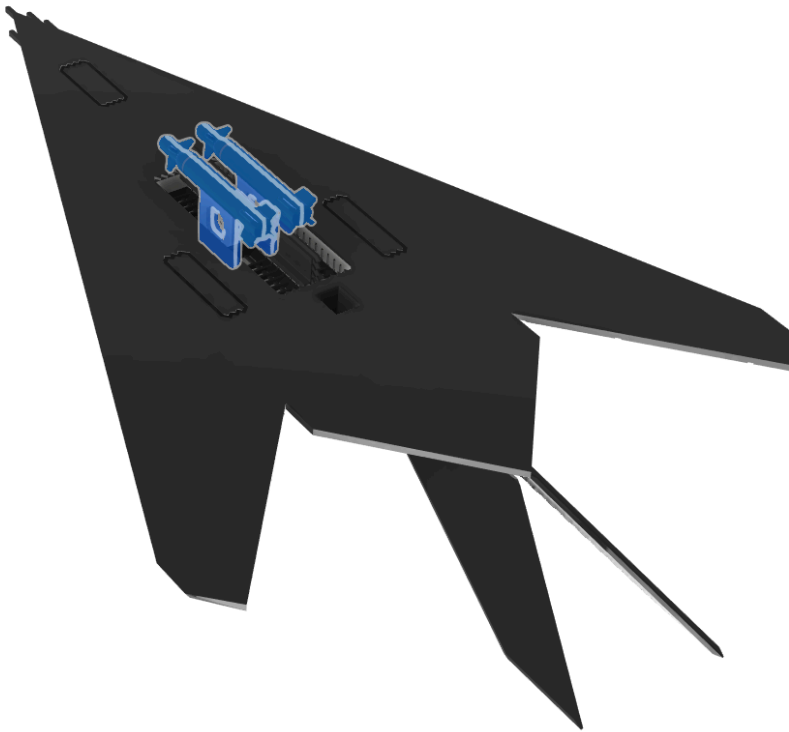


## Assembly


- Remove all pieces from the kit
- Debur as needed to smooth edges
- Turn over the fuselage and carefully open the print-in-place doors (no worries...they can be reattached if they pop off)




- Insert bombs into bomb bay




- Insert tail to fuselage to top side of fuselage



- Insert stand leg into fuselage



- Insert baseplate to stand leg



- Enjoy!

