


VicStudio Box



At Vicoustic, we understand that every Home Studio will always be a compromise between the available budget and the ideal case-scenario. And this should also not limit the visual aspect of the room, as a comfortable environment is the basis of productivity, whether you're composing, mixing, mastering.

Vicoustic developed **VicStudio Box**, an Acoustic Treatment Kit for project studios.

VicStudio Box is an acoustic kit that you can acquire to treat your Project Studio. Depending on your goals and/or your available budget for the room you may acquire one or several boxes.

Acoustic solutions will always have a visual impact. The aesthetics of your Home Studio are an important factor for your comfort and, consequently, for the work you carry out inside of the room - which is likely to involve long hours and to require a lot of concentration. At Vicoustic, we want to make sure that this impact is positive!


The VicStudio Box can be acquired in three different finishes, so that you have more options available when it comes to deciding the look you want for your room.

Contents of one VicStudio Box

- 8 units of Wavewood Ultra Lite
- 2 units of Multifuser DC3
- 2 tubes of Flexi Glue Ultra

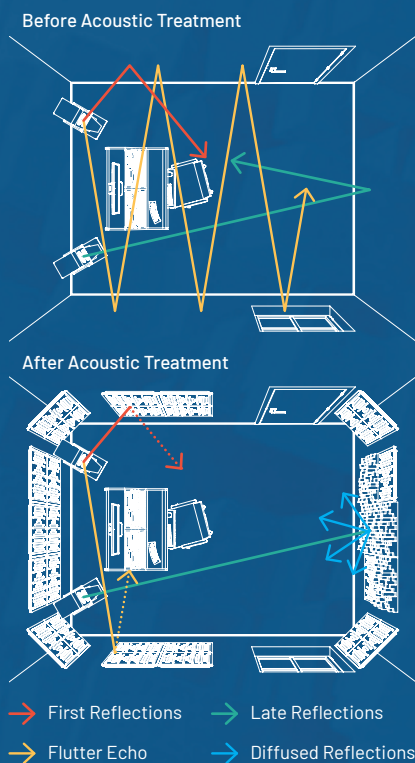
Available colors

- Brown Oak **1**
- Black Matte **2**
- White Matte **3**



What issues will Acoustic Treatment approach?

There are three main areas where acoustic treatment in a Home Studio should focus on.



First Reflections, which affect:

- The correct perception of the direct sound and first reflections contained in the audio being reproduced;
- The Stereo Image (by shifting or broadening it);
- Proper Sound Source Localisation.

Reverberation Time, which affect:

- Correct perception of the ambience and reverberation in recordings/ audio tracks due to masking effects by the reverberation of the room itself - caused by late reflections traveling throughout the room.

Sound Field Anomalies:

- **Comb-filter effects**, which affect the appropriate perception of the frequency spectrum due to cancellation of certain frequencies;
- **Flutter Echoes**, which affect the correct monitoring of the audio signal;
- **Room Modes**, which affect the correct perception of the sound field at lower frequencies.


All of these factors are fundamental for monitoring, mixing and mastering purposes. If one, or several, of these factors are not properly addressed, these may interfere and compromise the work being carried out in the room.

Step by Step Improvement

With the VicStudio Box you'll be able to improve the acoustics of your Home Studio, either all at once or in different stages, by acquiring several boxes.

Step 1 / One VicStudio Box

- Side walls: treat first reflections **1**
- Back wall: treat late reflections **2**
- Start reducing the room's reverberation



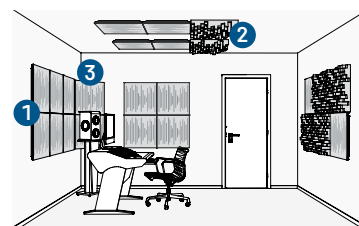
Step 2 / Two VicStudio Boxes

- Same as **Step 1**
- + Front wall: treat first reflections **1**
- + Back wall: improve treatment **2**
- + Ceiling: start treating reflections **3**
- + Further control of room's reverberation
- + Minimize comb-filter effects and flutter echoes



Step 3 / Three VicStudio Boxes

- Same as **Step 2**
- + Front wall: improve treatment **1**
- + Ceiling: improve diffusion **2**
- + Begin low frequency treatment (Wavewood Ultra Lite as bass trap) **3**



Step 4 / Four VicStudio Boxes

- Same as **Step 3**
- + Ceiling: improve treatment **1**
- + Improve low frequency treatment **2**



These suggestions are for a room under 15 m² (161 ft²) of floor area. For smaller or bigger areas you can scale up or down the solution to fit your needs. VicStudio Box was developed considering small rooms generally encountered in Home Studios and Semi Professional facilities. For more complex projects, feel free to request a Project Proposal at <https://vicoustic.com/project-request>.

Specifications

Wavewood Ultra Lite



Multifuser DC3



Dimensions*: Wavewood Ultra Lite: 595 × 595 × 45 mm / 23.4" × 23.4" × 1.8"; Multifuser DC2: 595 × 595 × 147 mm / 23.4" × 23.4" × 5.8"; Glue: 2 × 310mL tubes

*For each panel. Please notice that the dimensions of these panels have a tolerance of +/- 2mm

Materials: Standard MDF, polyurethane foam and High-Pressure Laminate (HPL); Expanded Polystyrene

Installation: Flexi Glue Ultra (included)

More information: <https://vicoustic.com/product/vicstudio-box>