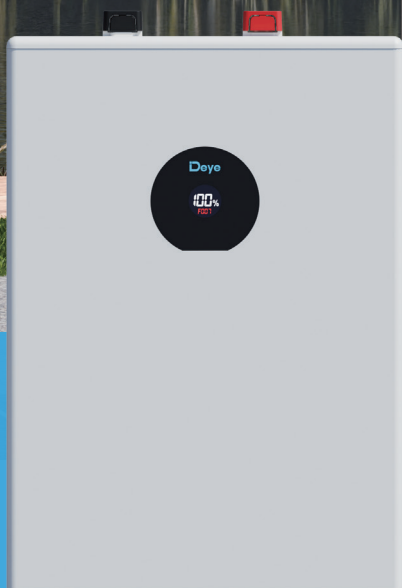
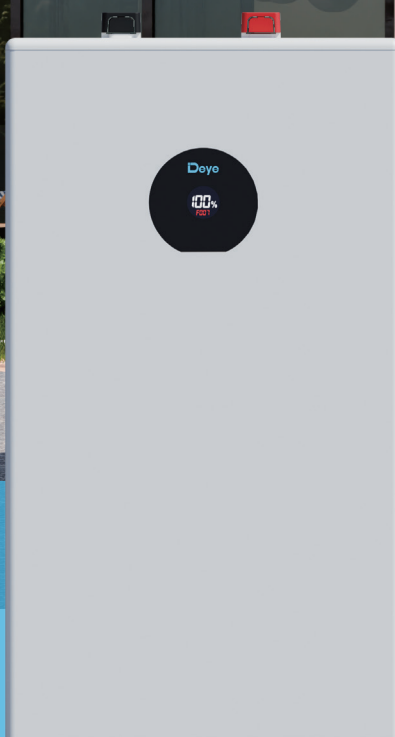


# ESS Solution

SE-F12 & SE-F16



• SE-F12-C



• SE-F16-C



## SE-F12 & SE-F16

### Comprehensive Protection

— Advanced BMS with active fuse

### Superior Performance

— Support Max. 1C charge & 1C discharge (SE-F12) , GaN MOSFETs: 50% loss reduction, high-temp resistance

### Optimized Energy Density

— Integrated PACK: reduced line loss, enhanced energy density

### Flexible Expansion

— Max. 32 units in parallel

### Easy Maintenance

— Auto-networking, Local monitoring mode for battery, remote monitoring mode for ESS

### Reliable Durability

— Operates reliably in -20°C to 55°C, natural cooling

# ESS Solution



Model		SE-F12	SE-F16
<b>Main Parameters</b>			
Battery Chemistry		LiFePO <sub>4</sub>	
Capacity		230 Ah	314 Ah
Scalability <sup>[1]</sup>		Max. 32 pcs in parallel	
Nominal Voltage		51.2 V	
Operating Voltage		44.8 V ~ 57.6 V	
Nominal Energy		11.8 kWh	16 kWh
Charge Current <sup>[2]</sup>	Max. Continuous	230 A	160 A
	Peak	280 A ( 10 sec )	
Discharge Current <sup>[2]</sup>	Max. Continuous	230 A	
	Peak	280 A ( 10 sec )	
<b>Other Parameter</b>			
Recommend Depth of Discharge		90% DoD	
Dimension ( W × H × D ) (Without hanging board)mm		400 × 559 × 233	400 × 708 × 233
Weight Approximate		84 kg	109 kg
LED Indicator		LED ( SOC, working, protecting ) & Buzzer	
IP Rating of Enclosure		IP21	
Operating Temperature		Charge: 0~55°C / Discharge: -20~55°C	
Storage Temperature		0°C~35°C	
Relative Humidity		95% (non-condensing)	
Altitude		≤3000m	
Cycle Life		≥6000(25°C±2°C ,70%EOL)	
Installation		Wall-Mounted, Floor-Mounted, Stack-Mounted	
Communication		CAN2.0, RS485, Bluetooth+APP	
Warranty Period <sup>[3]</sup>		5 years / 10 years (extended warranty)	
Energy Throughput <sup>[3]</sup>		18 MWh	25 MWh
Certification		UN38.3, MSDS, CE, CB	

[1] Max. 64 pcs can parallel with CAN-Box.

[2] Operating current is affected by temperature and SOC. This max. continuous current is only supported in lithium battery mode; for lead-acid mode, please refer to the manual for the max. continuous current.

[3] Conditions apply, refer to Deye Warranty Letter.

# Mounting example

## Stacked

Supports 6 layers in series ( 4 layers for SE-F16 ), allows multiple clusters in parallel



SE-F12-C



SE-F16-C

## Wall mounted

## Optional wheels available for SE-F12 & SE-F16


All support wall mounted installation, and support for multiple packs in parallel



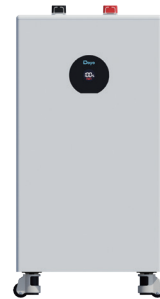
SE-F12-C



SE-F16-C

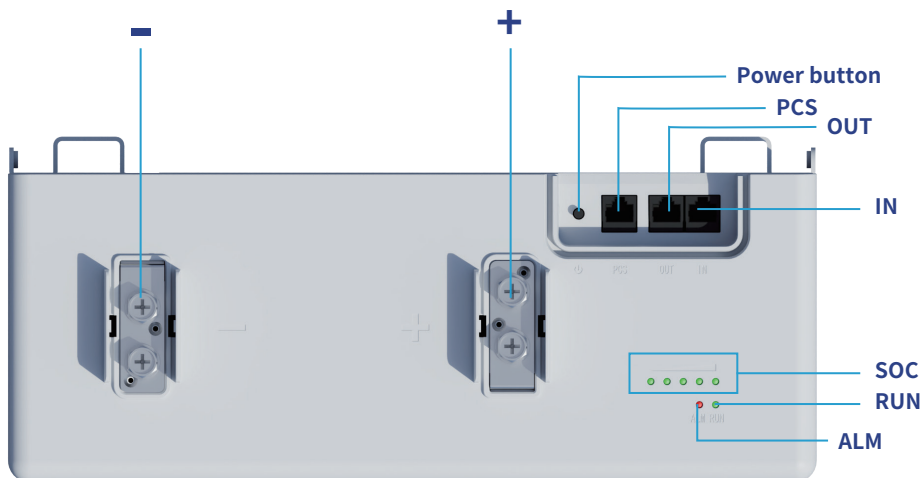


SE-F12-C



SE-F16-C

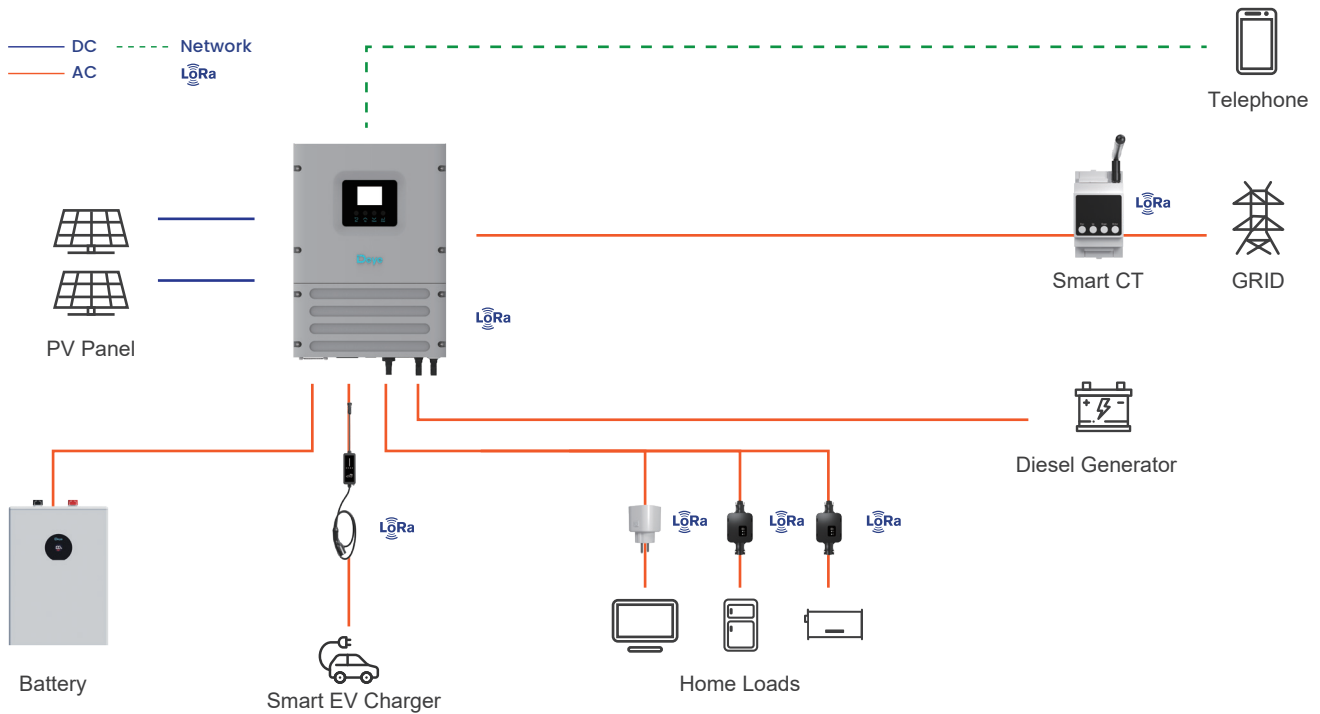
## Model



- ⊖ -: Battery negative terminal connection position.
- ⊕ +: Battery positive terminal connection position.
- ⊙ SOC: These 5 LEDs are used to display the pack SOC and charge or discharge state.
- ⊙ RUN light: green LED lighting to show the battery running status.
- ⊙ ALM light: red LED lighting to show the battery has been alarmed .
- ⊙ Power button: Power on or off the control battery.
- ⊙ PCS: Inverter communication terminal:(RJ45port) follow the CAN protocol (baud rate:500kbps),and RS485(baud rate:9600bps),used to output battery information to the inverter.
- ⊙ OUT: parallel Communication Terminal:(RJ45port) Connect "IN" Terminal of Next battery,for Communication between multiple parallel batteries.
- ⊙ IN: parallel Communication Terminal: (RJ45 port) Connect "OUT" Terminal of Previous battery,for Communication between multiple parallel batteries.

# Deye Smart Energy Management System(Optional)

The Deye Smart Energy Management System enables seamless control with smart CT, smart plug, smart switch and solar EV charging, ensuring efficiency and full compatibility with Deye inverters.



## Key Features

- Wireless Zero Export Control**  
Enables seamless zero export without the need for complex wiring, simplifying installation.
- Intelligent Load Control**  
Automatically manages loads based on time schedules and battery SOC, optimizing energy distribution.
- Solar-Powered EV Charging**  
Supports 100% solar charging with dynamic power adjustment for enhanced efficiency and sustainability.
- Full Compatibility**  
All Deye hybrid inverters can be upgraded to support this system, ensuring seamless integration with existing setups.
- Precise Off-Grid Load Management**  
Ensures that only non-essential loads are disconnected during off-grid operation, maintaining power supply for critical applications.

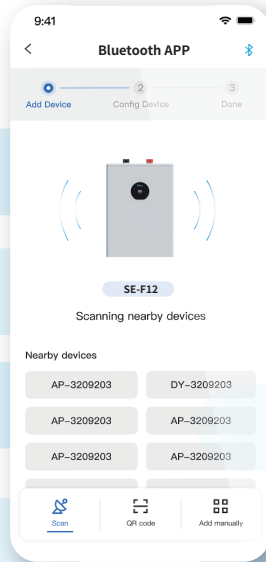


# Deye APP

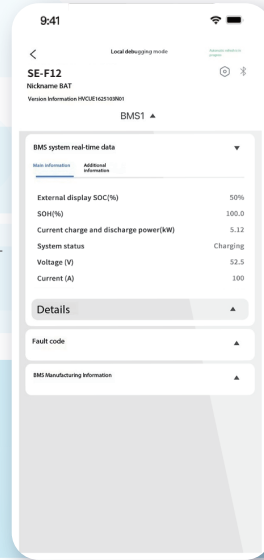
Bluetooth APP Monitoring

Low Power (Bluetooth LE)

Automated upgrade



Local monitoring mode for battery



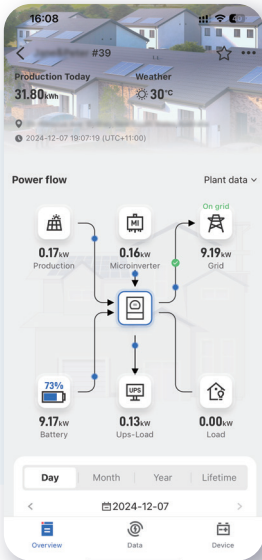
Quick Pairing

No Internet Needed

Portable Control



Remote monitoring mode for ESS(Inverter&Battery)



Real-time Equipment Monitoring

Intelligent Charging/Discharging Strategies

AI Data Analytics

Customized Maintenance

## Smarten Up Your Home Energy



Download Deye APP to join us!

Embrace a seamless, effortless energy experience that's both ecofriendly and budget-friendly with our intelligent assistant





**POWERING YOUR LIFE**

 [www.deyeess.com](http://www.deyeess.com) / [www.deyeinverter.com](http://www.deyeinverter.com)

      **Deye ESS / Deye New Energy**