



CONNECTORS

PIPE CONNECTIONS ACC. DIN 11864 / FORM A

Aseptic-Screw-Connections acc. DIN 11864-1	130
Aseptic-Male Union acc. DIN 11864-1	131
Aseptic-Female Union acc. DIN 11864-1	132
Aseptic-Blind-Male Union acc. DIN 11864-1	133
Aseptic-Blind-Female Union acc. DIN 11864-1	134
Aseptic-Flange-Connections acc. DIN 11864-2 Incl. O-Ring	135
Aseptic-Flange with Groove acc. DIN 11864-2	136
Aseptic-Lapped Flange acc. DIN 11864-2	137
Aseptic-Blind-Flange with Groove acc. DIN 11864-2	138
Aseptic-Blind-Lapped Flange acc. DIN 11864-2	139
Aseptic-Clamp-Connections DIN 11864-3	140
Aseptic-Grooved Clamp acc. DIN 11864-3	141
Aseptic-Lapped Clamp acc. DIN 11864-3	142
Aseptic-Blind-Grooved Clamp acc. DIN 11864-3	143
Aseptic-Blind-Lapped Clamp acc. DIN 11864-3	144
Aseptic-O-Ring acc. DIN 11864 / Form A	145



Aseptic-Screw-Connections acc. DIN 11864-1

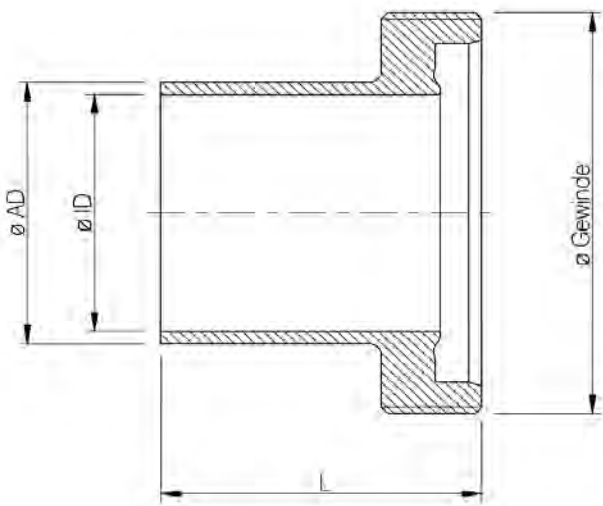
Product group:	Pipe Connections acc. DIN 11864 / Form A
Description:	Aseptic-Screw-Connections acc. DIN 11864-1 incl. O-ring
Valid standards:	DIN 11864-1 with weld-on end acc. DIN 11866, Series B (ISO 1127) Nut acc. DIN 11851
Material:	Stnr.-W. 1.4435 BN2 & 1.4301 (Fe < 0.5%) acc. EN 10088-1 EPDM Ethylene-Propylene-Diene rubber
Version / Surface quality:	Right-angled weld-on ends for orbital-welding Ra, internal < 0.4 µm, Ra, external < 1.6 µm
Pipe-Hygiene Classes:	H 3 acc. DIN 11866
Marking:	Size, material number, melt number, manufacturer code
Certificates:	Certificate acc. EN 10204-3.1B, FDA-Certificate, Certificate acc. EN 10204-2.2
Option:	Electropolishing
Remarks:	*All pressures can be used up to 140°C when using suitable elastomers. Technical contents are subject to change

Dimensions for Aseptic-Screw-Connections acc. DIN 11864-1							
Sizes	A	AD	ID	L	O-Ring	*Max pressure resistance	Item No.
DIN 11864-1 with weld-on ends acc. DIN 11866, Reihe B (ISO 1127)							
ISO DN 8	38.0	13.5	10.3	76.0	EPDM	40 bar	222.010.008
ISO DN 10	44.0	17.2	14.0	76.0	EPDM	40 bar	222.010.010
ISO DN 15	54.0	21.3	18.1	78.0	EPDM	40 bar	222.010.015
ISO DN 20	63.0	26.9	23.7	78.0	EPDM	40 bar	222.010.020
ISO DN 25	70.0	33.7	29.7	88.0	EPDM	40 bar	222.010.025
ISO DN 32	78.0	42.4	38.4	88.0	EPDM	25 bar	222.010.032
ISO DN 40	92.0	48.3	44.3	90.0	EPDM	25 bar	222.010.040
ISO DN 50	112.0	60.3	56.3	114.0	EPDM	25 bar	222.010.050
ISO DN 65	127.0	76.1	72.1	117.0	EPDM	25 bar	222.010.065
ISO DN 80	148.0	88.9	84.3	122.0	EPDM	25 bar	222.010.080

Aseptic-Male Union acc. DIN 11864-1

Product group:	Pipe Connections acc. DIN 11864 / Form A
Description:	Aseptic Male union acc. DIN 11864-1
Valid standards:	DIN 11864-1 with weld-on end acc. DIN 11866, Series B (ISO 1127)
Material:	Stnr.-W. 1.4435 BN2 (Fe < 0.5%) acc. EN 10088-1
Permissible sterilization temperature:	150°C
Version / Surface quality:	Right-angled weld-on ends for orbital-welding Ra, internal < 0.4 µm, Ra, external < 1.6 µm
Pipe-Hygiene Classes:	H 3 acc. DIN 11866
Marking:	Size, material number, melt number, manufacturer code
Certificates:	Certificate acc. EN 10204-3.1B
Option:	Electropolishing
Remarks:	Technical contents are subject to change

Dimensions for Aseptic Male Union acc. DIN 11864-1 / Form A						
Sizes	Threading	AD	ID	L		Item No.
DIN 11864-1 with weld-on ends acc. DIN 11866, Series B (ISO 1127)						
ISO DN 8	RD 28 x 1/8"	13.5	10.3	41.0		222.011.008
ISO DN 10	RD 34 x 1/8"	17.2	14.0	41.0		222.011.010
ISO DN 15	RD 44 x 1/6"	21.3	18.1	43.0		222.011.015
ISO DN 20	RD 52 x 1/6"	26.9	23.7	43.0		222.011.020
ISO DN 25	RD 58 x 1/6"	33.7	29.7	48.0		222.011.025
ISO DN 32	RD 65 x 1/6"	42.4	38.4	48.0		222.011.032
ISO DN 40	RD 78 x 1/6"	48.3	44.3	49.0		222.011.040
ISO DN 50	RD 95 x 1/6"	60.3	56.3	60.0		222.011.050
ISO DN 65	RD 110 x 1/4"	76.1	72.1	64.0		222.011.065
ISO DN 80	RD 130 x 1/4"	88.9	84.3	64.0		222.011.080



All lengths in millimeters (if not specified differently).

Aseptic-Female Union acc. DIN 11864-1

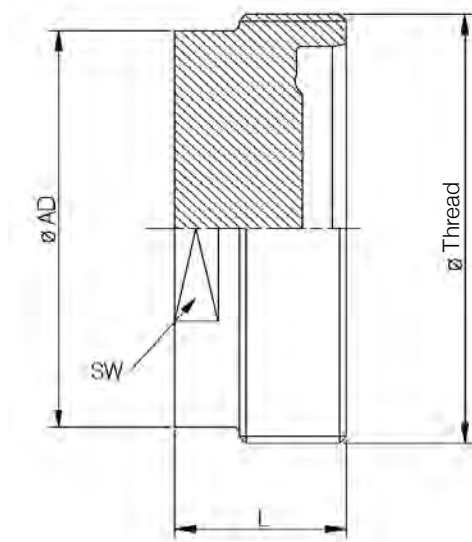
Product group:	Pipe Connections acc. DIN 11864 / Form A
Description:	Aseptic Female union acc. DIN 11864-1
Valid standards:	DIN 11864-1 with weld-on end acc. DIN 11866, Series B (ISO 1127)
Material:	Stnr.-W. 1.4435 BN2 (Fe < 0.5%) acc. EN 10088-1
Permissible sterilization temperature:	150°C
Version / Surface quality:	Right-angled weld-on ends for orbital-welding Ra, internal < 0.8 µm, Ra, external < 1.6 µm
Pipe-Hygiene Classes:	H 3 acc. DIN 11866
Marking:	Size, material number, melt number, manufacturer code
Certificates:	Certificate acc. EN 10204-3.1B
Option:	Electropolishing
Remarks:	Technical contents are subject to change

Dimensions for Aseptic Female Union acc. DIN 11864-1 / Form A						
Sizes	A	AD	ID	L	Item No.	
DIN 11864-1 with weld-on ends acc. DIN 11866, Series B (ISO 1127)						
ISO DN 8	21.9	13.5	10.3	39.0	222.012.008	
ISO DN 10	27.9	17.2	14.0	39.0	222.012.010	
ISO DN 15	35.9	21.3	18.1	40.0	222.012.015	
ISO DN 20	42.9	26.9	23.7	41.0	222.012.020	
ISO DN 25	48.9	33.7	29.7	47.0	222.012.025	
ISO DN 32	54.9	42.4	38.4	47.0	222.012.032	
ISO DN 40	66.9	48.3	44.3	48.0	222.012.040	
ISO DN 50	84.9	60.3	56.3	62.0	222.012.050	
ISO DN 65	98.9	76.1	72.1	61.0	222.012.065	
ISO DN 80	118.9	88.9	84.3	68.0	222.012.080	

Aseptic-Blind-Male Union acc. DIN 11864-1

Product group:	Pipe Connections acc. DIN 11864 / Form A
Description:	Aseptic-Blind-Male union acc. DIN 11864-1
Valid standards:	DIN 11864-1 for pipe connection acc. DIN 11866, Series B (ISO 1127)
Material:	Stnr.-W. 1.4435 BN2 (Fe < 0.5%) acc. EN 10088-1
Permissible sterilization temperature:	150°C
Version / Surface quality:	Ra, internal < 0.8 µm, Ra, external < 1.6 µm
Pipe-Hygiene Classes:	H 3 acc. DIN 11866
Marking:	Size, material number, melt number, manufacturer code
Certificates:	Certificate acc. EN 10204-3.1B
Option:	Electropolishing
Remarks:	Technical contents are subject to change

Dimensions for Aseptic Blind-Male Union acc. DIN 11864-1 / Form A						
Sizes	Threading	AD	SW	L	Item No.	
DIN 11864-1						
ISO DN 8	RD 28 x 1/8"	23.0	19.0	24.0	222.013.008	
ISO DN 10	RD 34 x 1/8"	28.0	24.0	24.0	222.013.010	
ISO DN 15	RD 44 x 1/6"	34.0	30.0	24.0	222.013.015	
ISO DN 20	RD 52 x 1/6"	44.0	41.0	24.0	222.013.020	
ISO DN 25	RD 58 x 1/6"	53.0	46.0	24.0	222.013.025	
ISO DN 32	RD 65 x 1/6"	58.0	50.0	24.0	222.013.032	
ISO DN 40	RD 78 x 1/6"	72.0	65.0	24.0	222.013.040	
ISO DN 50	RD 95 x 1/6"	87.0	80.0	28.0	222.013.050	
ISO DN 65	RD 110 x 1/4"	100.0	95.0	28.0	222.013.065	
ISO DN 80	RD 130 x 1/4"	120.0	115.0	30.0	222.013.080	

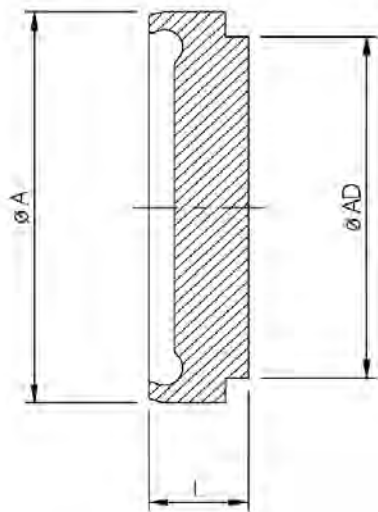


All lengths in millimeters (if not specified differently).

Aseptic-Blind-Female Union acc. DIN 11864-1

Product group:	Pipe Connections acc. DIN 11864 / Form A
Description:	Aseptic-Blind female union acc. DIN 11864-1
Valid standards:	DIN 11864-1 for pipe connection acc. DIN 11866 Series B (ISO 1127)
Material:	Stnr.-W. 1.4435 BN2 (Fe < 0.5%) acc. EN 10088-1
Permissible sterilization temperature:	150°C
Version / Surface quality:	Ra, internal < 0.8 µm, Ra, external < 1.6 µm
Pipe-Hygiene Classes:	H 3 acc. DIN 11866
Marking:	Size, material number, melt number, manufacturer code
Certificates:	Certificate acc. EN 10204-3.1B
Option:	Electropolishing
Remarks:	Technical contents are subject to change

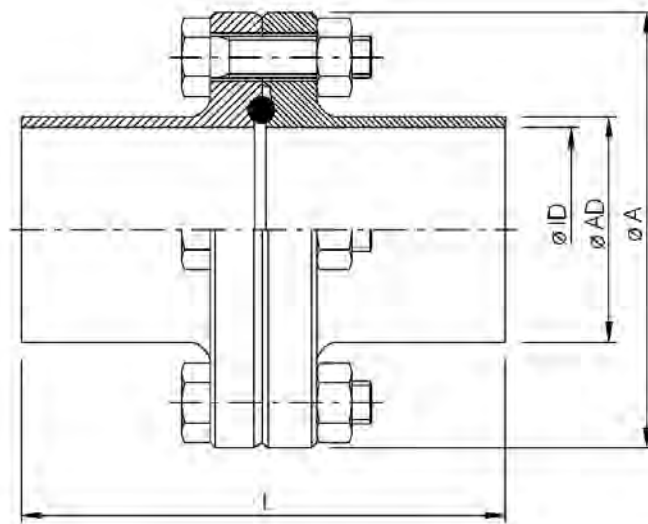
Dimensions for Aseptic-Blind-Female Union acc. DIN 11864-1 / Form A					
Sizes	A	AD	L	Item No.	
DIN 11864-1					
ISO DN 8	21.9	18.0	9.0	222.014.008	
ISO DN 10	27.9	24.0	9.0	222.014.010	
ISO DN 15	35.9	30.0	10.0	222.014.015	
ISO DN 20	42.9	35.0	12.0	222.014.020	
ISO DN 25	48.9	41.0	13.0	222.014.025	
ISO DN 32	54.9	48.0	13.0	222.014.032	
ISO DN 40	66.9	61.0	14.0	222.014.040	
ISO DN 50	84.9	79.0	16.0	222.014.050	
ISO DN 65	98.9	93.0	16.0	222.014.065	
ISO DN 80	118.9	114.0	20.0	222.014.080	



Aseptic-Flange-Connections acc. DIN 11864-2 Incl. O-Ring

Product group:	Pipe Connections acc. DIN 11864 / Form A
Description:	Aseptic-Flange-Connections acc. DIN 11864-2 incl. O-Ring
Valid standards:	DIN 11864-2 with weld-on end acc. DIN 11866, Series B (ISO 1127)
Material:	Stnr.-W. 1.4435 BN2 (Fe < 0.5%) acc. EN 10088-1 EPDM Ethylene-Propylene-Diene rubber
Version / Surface quality:	Right-angled weld-on ends for orbital-welding Ra, internal < 0.8 µm, Ra, external < 1.6 µm
Pipe-Hygiene Classes:	H 3 acc. DIN 11866
Marking:	Size, material number, melt number, manufacturer code
Certificates:	Certificate acc. EN 10204-3.1B, FDA-Certificate
Option:	Electropolishing
Remarks:	*All pressures can be used up to 140°C when using suitable elastomers. Torque rating for screws/nuts DN 8 to DN 50: 23 Nm DN 65 to DN 100: 46 Nm. Technical contents are subject to change

Dimensions for Aseptic-Flange-Connections acc. DIN 11864-2 / Form A									
Sizes	A	AD	ID	L	Screw Nut	O-Ring	*Max. pressure resistance	Item No.	
DIN 11864-2 with weld-on ends acc. DIN 11866, Series B (ISO 1127)									
ISO DN 8	8	54.0	13.5	10.3	80.0	4 x M8 x 30	EPDM	40 bar	222.020.008
ISO DN 10	10	59.0	17.2	14.0	80.0	4 x M8 x 30	EPDM	40 bar	222.020.010
ISO DN 15	15	62.0	21.3	18.1	80.0	4 x M8 x 30	EPDM	40 bar	222.020.015
ISO DN 20	20	69.0	26.9	23.7	80.0	4 x M8 x 30	EPDM	40 bar	222.020.020
ISO DN 25	25	74.0	33.7	29.7	90.0	4 x M8 x 30	EPDM	40 bar	222.020.025
ISO DN 32	32	82.0	42.4	38.4	90.0	4 x M8 x 30	EPDM	25 bar	222.020.032
ISO DN 40	40	88.0	48.3	44.3	90.0	4 x M8 x 30	EPDM	25 bar	222.020.040
ISO DN 50	50	103.0	60.3	56.3	108.0	4 x M8 x 30	EPDM	25 bar	222.020.050
ISO DN 65	65	125.0	76.1	72.1	112.0	8 x M10 x 30	EPDM	25 bar	222.020.065
ISO DN 80	80	137.0	88.9	84.3	116.0	8 x M10 x 35	EPDM	25 bar	222.020.080
ISO DN 100	100	168.0	114.3	109.7	116.0	8 x M10 x 35	EPDM	10 bar	222.020.100



All lengths in millimeters (if not specified differently).

Aseptic-Flange with Groove acc. DIN 11864-2

Product group:	Pipe Connections acc. DIN 11864 / Form A
Description:	Aseptic-Flange with Groove acc. DIN 11864-2
Valid standards:	DIN 11864-2 with weld-on end acc. DIN 11866, Series B (ISO 1127)
Material:	Stnr.-W. 1.4435 BN2 (Fe < 0.5%) acc. EN 10088-1
Permissible sterilization temperature:	150°C
Version / Surface quality:	Weld-on ends for orbital-welding Ra, internal < 0.8 µm, Ra, external < 1.6 µm
Pipe-Hygiene Classes:	H 3 acc. DIN 11866
Marking:	Size, material number, melt number, manufacturer code
Certificates:	Certificate acc. EN 10204-3.1B
Option:	Electropolishing
Remarks:	Technical contents are subject to change

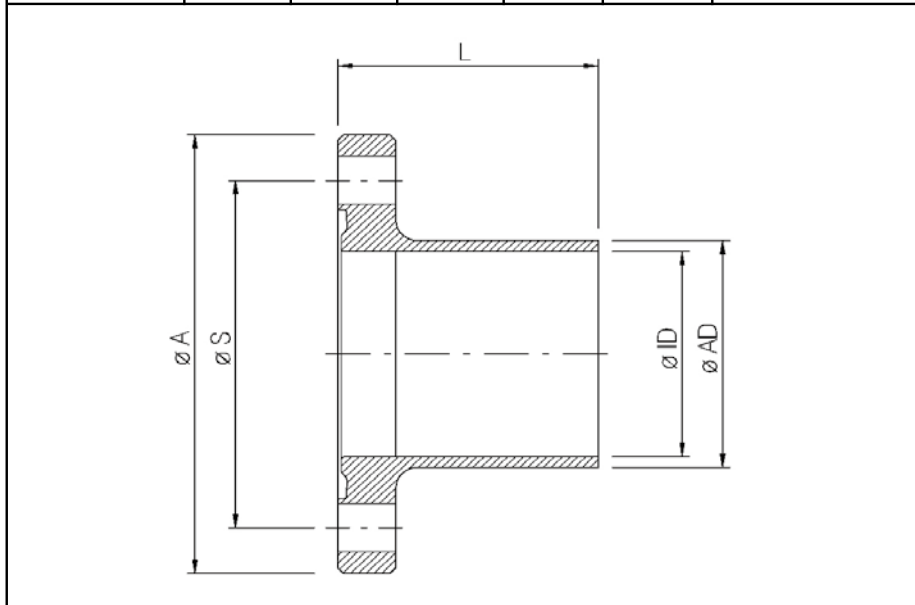
Dimensions for Aseptic-Flange with Groove acc. DIN 11864-2 / Form A							
Sizes	A	AD	ID	L	S	Item No.	
DIN 11864-2 with weld-on ends acc. DIN 11866, Series B (ISO 1127)							
ISO DN 8	8	54.0	13.5	10.3	41.5	37.0	222.021.008
ISO DN 10	10	59.0	17.2	14.0	41.5	42.0	222.021.010
ISO DN 15	15	62.0	21.3	18.1	41.5	45.0	222.021.015
ISO DN 20	20	69.0	26.9	23.7	41.5	52.0	222.021.020
ISO DN 25	25	74.0	33.7	29.7	46.5	57.0	222.021.025
ISO DN 32	32	82.0	42.4	38.4	46.5	65.0	222.021.032
ISO DN 40	40	88.0	48.3	44.3	46.5	71.0	222.021.040
ISO DN 50	50	103.0	60.3	56.3	55.5	85.0	222.021.050
ISO DN 65	65	125.0	76.1	72.1	57.5	104.0	222.021.065
ISO DN 80	80	137.0	88.9	84.3	59.5	116.0	222.021.080
ISO DN 100	100	168.0	114.3	109.7	59.5	146.0	222.021.100

The technical drawing shows a cross-section of the aseptic flange with groove. The dimensions are labeled as follows: L is the total length of the flange; AD is the outer diameter of the main body; ID is the inner diameter of the main body; S is the diameter of the central groove; and A is the diameter of the flange face. The drawing also shows the groove profile and the weld-on ends.

Aseptic-Lapped Flange acc. DIN 11864-2

Product group:	Pipe Connections acc. DIN 11864 / Form A
Description:	Aseptic-Lapped Flange acc. DIN 11864-2
Valid standards:	DIN 11864-2 with pipe connection acc. DIN 11866, Series B (ISO 1127)
Material:	Stnr.-W. 1.4435 BN2 (Fe < 0.5%) acc. EN 10088-1
Permissible sterilization temperature:	150°C
Version / Surface quality:	Right-angled weld-on ends for orbital-welding Ra, internal < 0.8 µm, Ra, external < 1.6 µm
Pipe-Hygiene Classes:	H 3 acc. DIN 11866
Marking:	Size, material number, melt number, manufacturer code
Certificates:	Certificate acc. EN 10204-3.1B
Option:	Electropolishing
Remarks:	Technical contents are subject to change

Dimensions for Aseptic-Lapped Flange acc. DIN 11864-2 / Form A							
Sizes	A	AD	ID	L	S	Item No.	
DIN 11864-2 with with pipe connection acc. DIN 11866, Series B (ISO 1127)							
ISO DN 8	54.0	13.5	10.3	40.0	37.0	222.022.008	
ISO DN 10	59.0	17.2	14.0	40.0	42.0	222.022.010	
ISO DN 15	62.0	21.3	18.1	40.0	45.0	222.022.015	
ISO DN 20	69.0	26.9	23.7	40.0	52.0	222.022.020	
ISO DN 25	74.0	33.7	29.7	45.0	57.0	222.022.025	
ISO DN 32	82.0	42.4	38.4	45.0	65.0	222.022.032	
ISO DN 40	88.0	48.3	44.3	45.0	71.0	222.022.040	
ISO DN 50	103.0	60.3	56.3	54.0	85.0	222.022.050	
ISO DN 65	125.0	76.1	72.1	56.0	104.0	222.022.065	
ISO DN 80	137.0	88.9	84.3	58.0	116.0	222.022.080	
ISO DN 100	168.0	114.3	109.7	58.0	146.0	222.022.100	

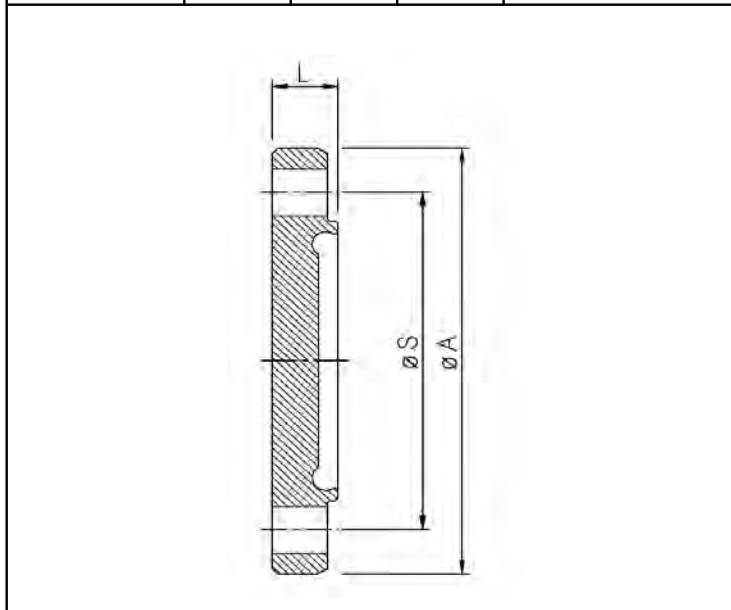


All lengths in millimeters (if not specified differently).

Aseptic-Blind-Flange with Groove acc. DIN 11864-2

Product group:	Pipe Connections acc. DIN 11864 / Form A
Description:	Aseptic Blind-Flange with Groove acc. DIN 11864-2
Valid standards:	DIN 11864-2 for pipe connection acc. DIN 11866 Series B (ISO 1127)
Material:	Stnr.-W. 1.4435 BN2 (Fe < 0.5%) acc. EN 10088-1
Permissible sterilization temperature:	150°C
Version / Surface quality:	Right-angled weld-on ends for orbital-welding Ra, internal < 0.8 µm, Ra, external < 1.6 µm
Pipe-Hygiene Classes:	H 3 acc. DIN 11866
Marking:	Size, material number, melt number, manufacturer code
Certificates:	Certificate acc. EN 10204-3.1B
Option:	Electropolishing
Remarks:	Technical contents are subject to change

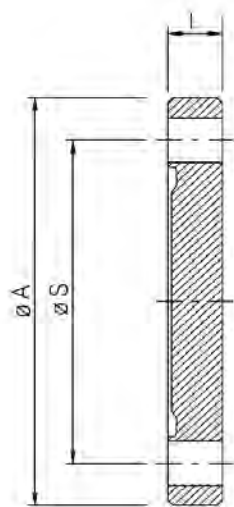
Dimensions for Aseptic-Blind Flange with Groove acc. DIN 11864-2					
Sizes	A	S	L	Item No.	
DIN 11864-2					
ISO DN 8	54.0	37.0	11.5	222.023.008	
ISO DN 10	59.0	42.0	11.5	222.023.010	
ISO DN 15	62.0	45.0	11.5	222.023.015	
ISO DN 20	69.0	52.0	11.5	222.023.020	
ISO DN 25	74.0	57.0	11.5	222.023.025	
ISO DN 32	82.0	65.0	11.5	222.023.032	
ISO DN 40	88.0	71.0	11.5	222.023.040	
ISO DN 50	103.0	85.0	11.5	222.023.050	
ISO DN 65	125.0	104.0	13.5	222.023.065	
ISO DN 80	137.0	116.0	13.5	222.023.080	
ISO DN 100	168.0	146.0	15.5	222.023.100	



Aseptic-Blind Lapped Flange acc. DIN 11864-2

Product group:	Pipe Connections acc. DIN 11864 / Form A
Description:	Aseptic Blind-Lapped Flange acc. DIN 11864-2
Valid standards:	DIN 11864-2 for pipe connection acc. DIN 11866 Series B (ISO 1127)
Material:	Stnr.-W. 1.4435 BN2 (Fe < 0.5%) acc. EN 10088-1
Permissible sterilization temperature:	150°C
Version / Surface quality:	Ra, internal < 0.8 µm, Ra, external < 1.6 µm
Pipe-Hygiene Classes:	H 3 acc. DIN 11866
Marking:	Size, material number, melt number, manufacturer code
Certificates:	Certificate acc. EN 10204-3.1B
Option:	Electropolishing
Remarks:	Technical contents are subject to change

Dimensions for Aseptic-Blind Lapped Flange acc. DIN 11864-2					
Sizes	A	S	L	Item No.	
DIN 11864-2					
ISO DN 8	54.0	37.0	10.0	222.024.008	
ISO DN 10	59.0	42.0	10.0	222.024.010	
ISO DN 15	62.0	45.0	10.0	222.024.015	
ISO DN 20	69.0	52.0	10.0	222.024.020	
ISO DN 25	74.0	57.0	10.0	222.024.025	
ISO DN 32	82.0	65.0	10.0	222.024.032	
ISO DN 40	88.0	71.0	10.0	222.024.040	
ISO DN 50	103.0	85.0	10.0	222.024.050	
ISO DN 65	125.0	104.0	12.0	222.024.065	
ISO DN 80	137.0	116.0	12.0	222.024.080	
ISO DN 100	168.0	146.0	14.0	222.024.100	

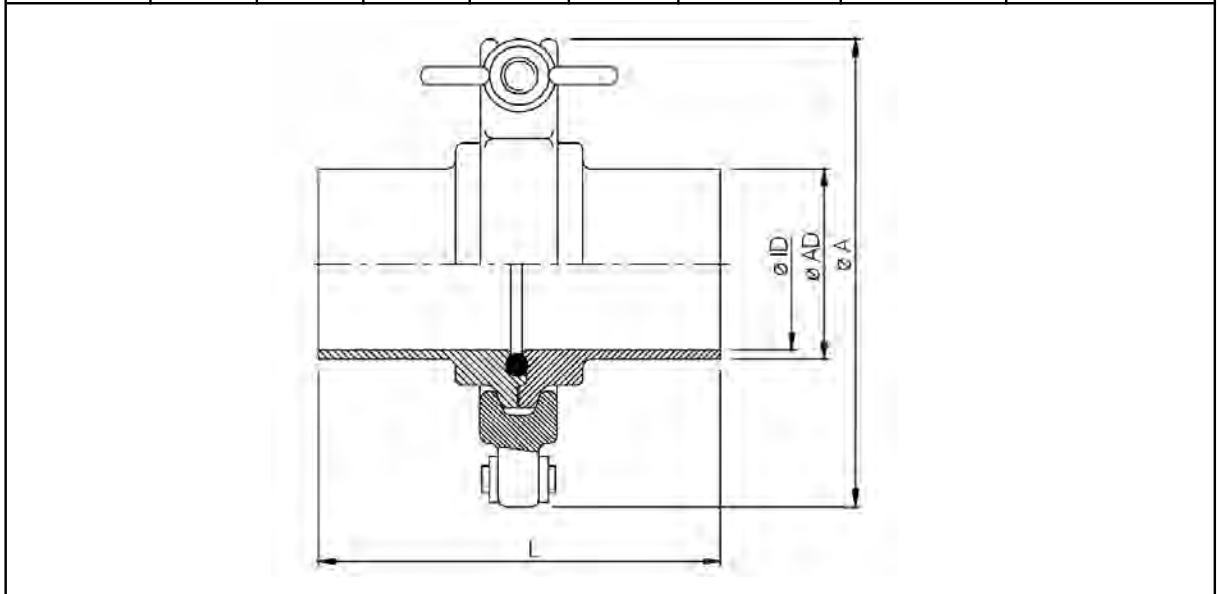


All lengths in millimeters (if not specified differently).

Aseptic-Clamp-Connections acc. DIN 11864-3

Product group:	Pipe Connections acc. DIN 11864 / Form A
Description:	Aseptic-Clamp-Connections acc. DIN 11864-3 incl. O-Ring
Valid standards:	DIN 11864-3 with pipe connection acc. DIN 11866, Series B (ISO 1127)
Material:	Stnr.-W. 1.4435 BN2 (Fe < 0.5%) acc. EN 10088-1 EPDM Ethylene-Propylene-Diene rubber
Version / Surface quality:	Right-angled weld-on ends for orbital-welding Ra, internal < 0.8 µm, Ra, external < 1.6 µm
Pipe-Hygiene Classes:	H 3 acc. DIN 11866
Marking:	Size, material number, melt number, manufacturer code
Certificates:	Certificate acc. EN 10204-3.1B, FDA-Certificate
Option:	Electropolishing
Remarks:	*All pressures can be used up to 140°C when using suitable elastomers. Torque rating Hexagon-Nut: 5 Nm Technical contents are subject to change

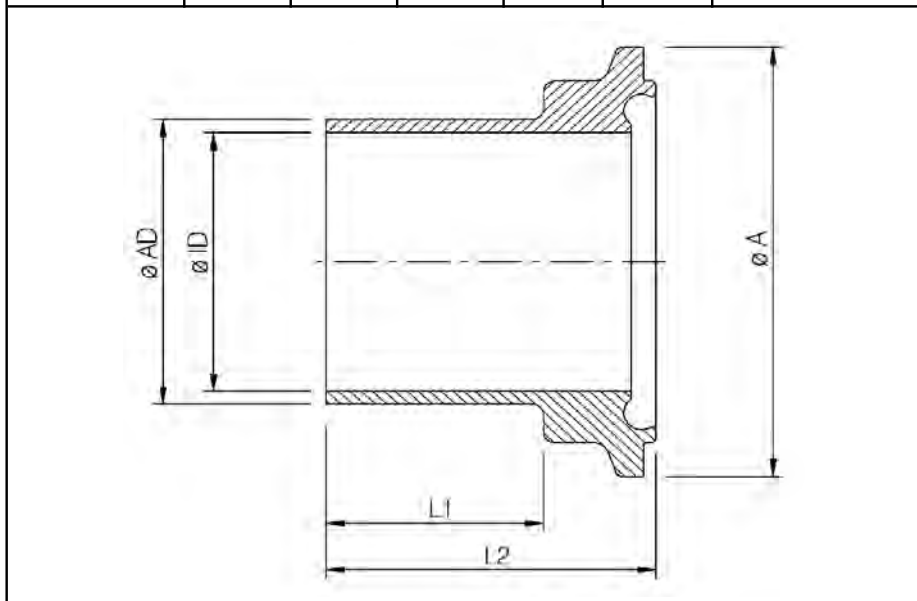
Dimensions for Aseptic-Clamp-Connections acc. DIN 11864-3 / Form A									
Sizes	A	AD	ID	KI	L	O-Ring	*Max. pressure resistance	Item No.	
DIN 11864-3 with with pipe connection acc. DIN 11866, Series B (ISO 1127)									
ISO DN 8	34.0	13.5	10.3	70.0	76	EPDM	40 bar	222.030.008	
ISO DN 10	34.0	17.2	14.0	70.0	76	EPDM	40 bar	222.030.010	
ISO DN 15	34.0	21.3	18.1	70.0	78	EPDM	40 bar	222.030.015	
ISO DN 20	50.5	26.9	23.7	90.0	78	EPDM	40 bar	222.030.020	
ISO DN 25	50.5	33.7	29.7	90.0	88	EPDM	40 bar	222.030.025	
ISO DN 32	64.0	42.4	38.4	106.0	88	EPDM	25 bar	222.030.032	
ISO DN 40	64.0	48.3	44.3	106.0	90	EPDM	25 bar	222.030.040	
ISO DN 50	91.0	60.3	56.3	135.0	114	EPDM	25 bar	222.030.050	
ISO DN 65	106.0	76.1	72.1	149.0	117	EPDM	16 bar	222.030.065	
ISO DN 80	119.0	88.9	84.3	162.0	122	EPDM	16 bar	222.030.080	
ISO DN 100	144.4	114.3	109.7	210.0	130	EPDM	16 bar	222.030.100	



Aseptic-Grooved Clamp acc. DIN 11864-3

Product group:	Pipe Connections acc. DIN 11864 / Form A
Description:	Aseptic-Grooved Clamp acc. DIN 11864-3
Valid standards:	DIN 11864-3 with pipe connection acc. DIN 11866, Series B (ISO 1127)
Material:	Stnr.-W. 1.4435 BN2(Fe < 0.5%) acc. EN 10088-1
Permissible sterilization temperature:	150°C
Version / Surface quality:	Right-angled weld-on ends for orbital-welding Ra, internal < 0.8 µm, Ra, external < 1.6 µm
Pipe-Hygiene Classes:	H 3 acc. DIN 11866
Marking:	Size, material number, melt number, manufacturer code
Certificates:	Certificate acc. EN 10204-3.1B
Option:	Electropolishing
Remarks:	Technical contents are subject to change

Dimensions for Aseptic-Grooved Clamp acc. DIN 11864-3 / Form A							
Sizes	A	AD	ID	L1	L2	Item No.	
DIN 11864-3 with pipe connection acc. DIN 11866, Series B (ISO 1127)							
ISO DN 8	34.0	13.5	10.3	26.0	39.5	222.031.008	
ISO DN 10	34.0	17.2	14.0	26.0	39.5	222.031.010	
ISO DN 15	34.0	21.3	18.1	26.0	40.5	222.031.015	
ISO DN 20	50.5	26.9	23.7	30.0	40.0	222.031.020	
ISO DN 25	50.5	33.7	29.7	30.0	45.5	222.031.025	
ISO DN 32	64.0	42.4	38.4	30.0	45.5	222.031.032	
ISO DN 40	64.0	48.3	44.3	30.0	46.5	222.031.040	
ISO DN 50	91.0	60.3	56.3	40.0	58.5	222.031.050	
ISO DN 65	106.0	76.1	72.1	40.0	60.0	222.031.065	
ISO DN 80	119.0	88.9	84.3	40.0	62.5	222.031.080	
ISO DN 100	144.4	114.3	109.7	40.0	66.5	222.031.100	

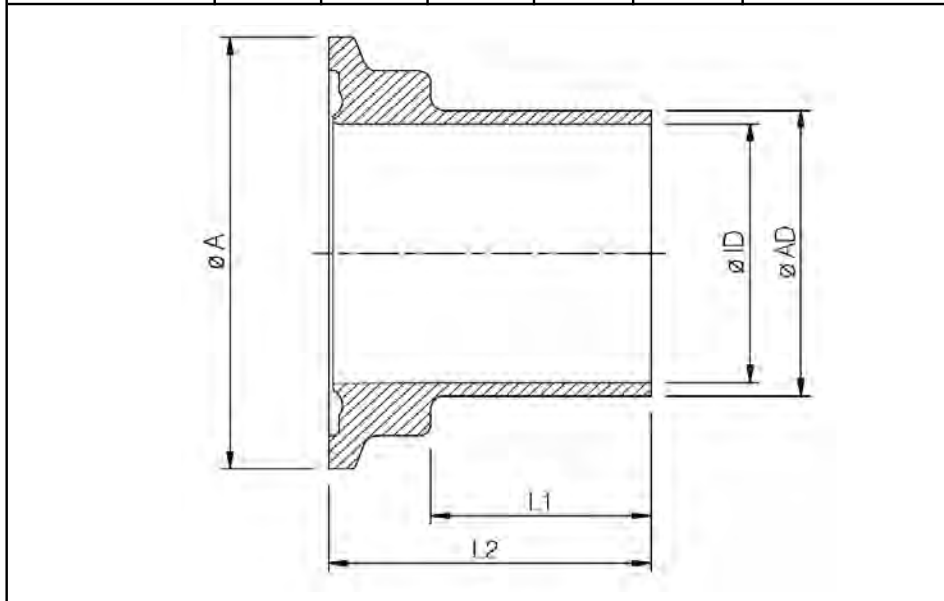


All lengths in millimeters (if not specified differently).

Aseptic-Lapped Clamp acc. DIN 11864-3

Product group:	Pipe Connections acc. DIN 11864 / Form A
Description:	Aseptic-Lapped Clamp acc. DIN 11864-3
Valid standards:	DIN 11864-3 with pipe connection acc. DIN 11866, Series B (ISO 1127)
Material:	Stnr.-W. 1.4435 BN2 (Fe < 0.5%) acc. EN 10088-1
Permissible sterilization temperature:	150°C
Version / Surface quality:	Right-angled weld-on ends for orbital-welding Ra, internal < 0.8 µm, Ra, external < 1.6 µm
Pipe-Hygiene Classes:	H 3 acc. DIN 11866
Marking:	Size, material number, melt number, manufacturer code
Certificates:	Certificate acc. EN 10204-3.1B
Option:	Electropolishing
Remarks:	Technical contents are subject to change

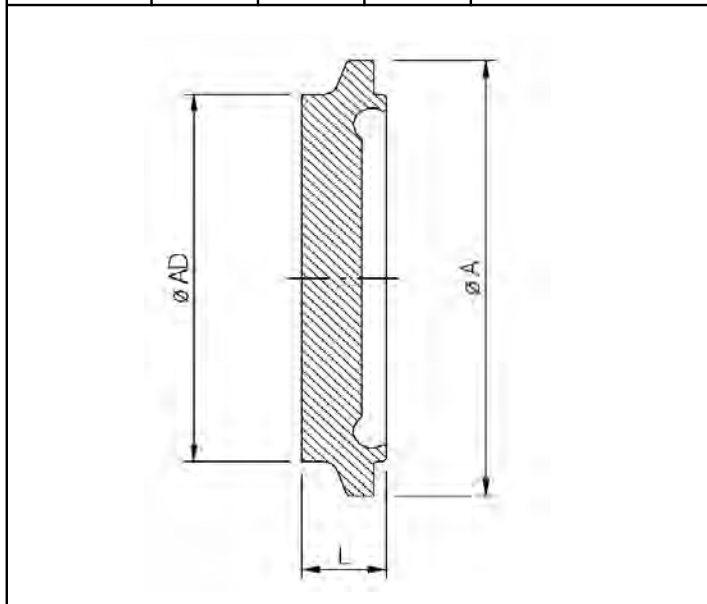
Dimensions for Aseptic-Lapped Clamp acc. DIN 11864-3 / Form A							
Sizes	A	AD	ID	L1	L2	Item No.	
DIN 11864-3 with pipe connection acc. DIN 11866, Series B (ISO 1127)							
DIN 11864-3	8	34.0	13.5	10.3	26.0	38.0	222.032.008
DIN 11864-3	10	34.0	17.2	14.0	26.0	38.0	222.032.010
DIN 11864-3	15	34.0	21.3	18.1	26.0	39.0	222.032.015
DIN 11864-3	20	50.5	26.9	23.7	30.0	39.0	222.032.020
DIN 11864-3	25	50.5	33.7	29.7	30.0	44.0	222.032.025
DIN 11864-3	32	64.0	42.4	38.4	30.0	44.0	222.032.032
DIN 11864-3	40	64.0	48.3	44.3	30.0	45.0	222.032.040
DIN 11864-3	50	91.0	60.3	56.3	40.0	57.0	222.032.050
DIN 11864-3	65	106.0	76.1	72.1	40.0	58.5	222.032.065
DIN 11864-3	80	119.0	88.9	84.3	40.0	61.0	222.032.080
DIN 11864-3	100	144.4	114.3	109.7	40.0	65.0	222.032.100



Aseptic-Blind-Grooved Clamp acc. DIN 11864-3

Product group:	Pipe Connections acc. DIN 11864 / Form A
Description:	Aseptic-Blind-Grooved Clamp with groove acc. DIN 11864-3
Valid standards:	DIN 11864-3 for pipe connection acc. DIN 11866, Series B (ISO 1127)
Material:	Stnr.-W. 1.4435 BN2 (Fe < 0.5%) acc. EN 10088-1
Permissible sterilization temperature:	150°C
Version / Surface quality:	Ra, internal < 0.8 µm, Ra, external < 1.6 µm
Pipe-Hygiene Classes:	H 3 acc. DIN 11866
Marking:	Size, material number, melt number, manufacturer code
Certificates:	Certificate acc. EN 10204-3.1B
Option:	Electropolishing
Remarks:	Technical contents are subject to change

Dimensions for Aseptic-Blind-Grooved Clamp acc. DIN 11864-3					
Sizes	A	AD	L	Item No.	
DIN 11864-3					
ISO DN 8	34.0	25.0	11.5	222.033.008	
ISO DN 10	34.0	25.0	11.5	222.033.010	
ISO DN 15	34.0	25.0	11.5	222.033.015	
ISO DN 20	50.5	42.0	11.5	222.033.020	
ISO DN 25	50.5	42.0	11.5	222.033.025	
ISO DN 32	64.0	54.0	11.5	222.033.032	
ISO DN 40	64.0	54.0	11.5	222.033.040	
ISO DN 50	91.0	78.0	11.5	222.033.050	
ISO DN 65	106.0	93.0	13.5	222.033.065	
ISO DN 80	119.0	104.0	13.5	222.033.080	
ISO DN 100	144.4	124.0	15.5	222.033.100	

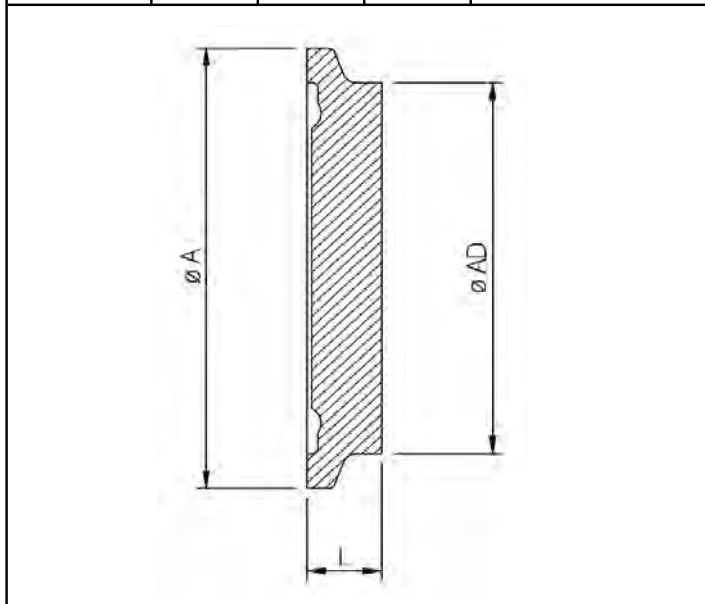


All lengths in millimeters (if not specified differently).

Aseptic-Blind-Lapped Clamp acc. DIN 11864-3

Product group:	Pipe Connections acc. DIN 11864 / Form A
Description:	Aseptic Blind-Lapped Clamp acc. DIN 11864-3
Valid standards:	DIN 11864-3 for pipe connection acc. DIN 11866 Series B ISO 1127
Material:	Stnr.-W. 1.4435 BN2 (Fe < 0.5%) acc. EN 10088-1
Permissible sterilization temperature:	150°C
Version / Surface quality:	Ra, internal < 0.8 µm, Ra, external < 1.6 µm
Pipe-Hygiene Classes:	H 3 acc. DIN 11866
Marking:	Size, material number, melt number, manufacturer code
Certificates:	Certificate acc. EN 10204-3.1B
Option:	Electropolishing
Remarks:	Technical contents are subject to change

Dimensions for Aseptic-Blind-Lapped Clamp acc. DIN 11864-3					
Sizes	A	AD	L	Item No.	
DIN 11864-3					
ISO DN 8	34.0	25.0	11.5	222.034.008	
ISO DN 10	34.0	25.0	11.5	222.034.010	
ISO DN 15	34.0	25.0	11.5	222.034.015	
ISO DN 20	50.5	42.0	11.5	222.034.020	
ISO DN 25	50.5	42.0	11.5	222.034.025	
ISO DN 32	64.0	54.0	11.5	222.034.032	
ISO DN 40	64.0	54.0	11.5	222.034.040	
ISO DN 50	91.0	78.0	13.5	222.034.050	
ISO DN 65	106.0	93.0	13.5	222.034.065	
ISO DN 80	119.0	104.0	13.5	222.034.080	
ISO DN 100	144.4	124.0	13.5	222.034.100	



Aseptic-O-Ring acc. DIN 11864 / Form A

Product group:	Pipe Connections acc. DIN 11864 / Form A
Description:	Aseptic O-Ring acc. DIN 11864 / Form A
Valid standards:	DIN 11864 for pipe connection acc. DIN 11866, Series B (ISO 1127)
Material:	EPDM Ethylene-Propylene-Diene rubber Viton® (FEP), Viton® polymerisate made of vinylidene fluorides and hexafluoride propylenes
Permissible sterilization temperature:	Viton® (FEP): 150°C, EPDM: 132°C (150°C for a short time)
Version / Surface quality:	Surface smooth and nonporous, free of laminar recesses and ridges. Edges without tears and notches.
Marking:	Marking on packing units
Certificates:	Incl. Certificate of conformance FDA-21 CFR 177.2600 for gasket materials.
Remarks:	Technical contents are subject to change Viton® is a registered trademark of DuPont Dow Elastomers

Dimensions for Aseptic-O-Ring					
Sizes	ID	S	Item No. Viton®/FEP	Item No. EPDM	
DIN 11864 with pipe connection acc. DIN 11866, Series B (ISO 1127)					
ISO DN 8	8	12.0	3.5	222.040.008	222.042.008
ISO DN 10	10	16.0	3.5	222.040.010	222.042.010
ISO DN 15	15	20.0	3.5	222.040.015	222.042.015
ISO DN 20	20	26.0	3.5	222.040.020	222.042.020
ISO DN 25	25	32.0	5.0	222.040.025	222.042.025
ISO DN 32	32	40.5	5.0	222.040.032	222.042.032
ISO DN 40	40	46.5	5.0	222.040.040	222.042.040
ISO DN 50	50	58.5	5.0	222.040.050	222.042.050
ISO DN 65	65	73.5	5.0	222.040.065	222.042.065
ISO DN 80	80	86.5	5.0	222.040.080	222.042.080
ISO DN 100	100	111.0	5.0	222.040.100	222.042.100
Material resistance: see chapter Tri-Clamp Connections (Page 29)					

