

DEEP BLUE 3.0

Mono

585W MBB Half-cell Module

JAM72S30 560-585/LR Series

Introduction

Assembled with 11BB PERC cells, the half-cell configuration of the modules offers the advantages of higher power output, better temperature-dependent performance, reduced shading effect on the energy generation, lower risk of hot spot, as well as enhanced tolerance for mechanical loading.



Higher output power



Lower LCOE



Less shading and lower resistive loss

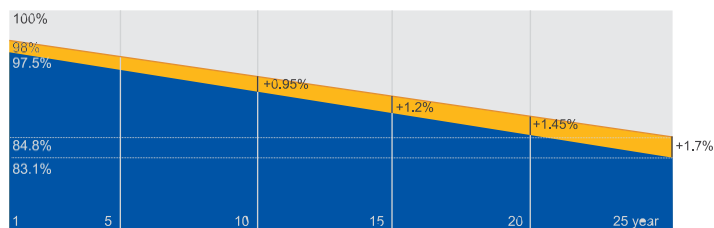


Better mechanical loading tolerance

Superior Warranty

- 12-year product warranty
- 25-year linear power output warranty

0.55% Annual Degradation Over 25 years



■ New linear power warranty ■ Standard module linear power warranty

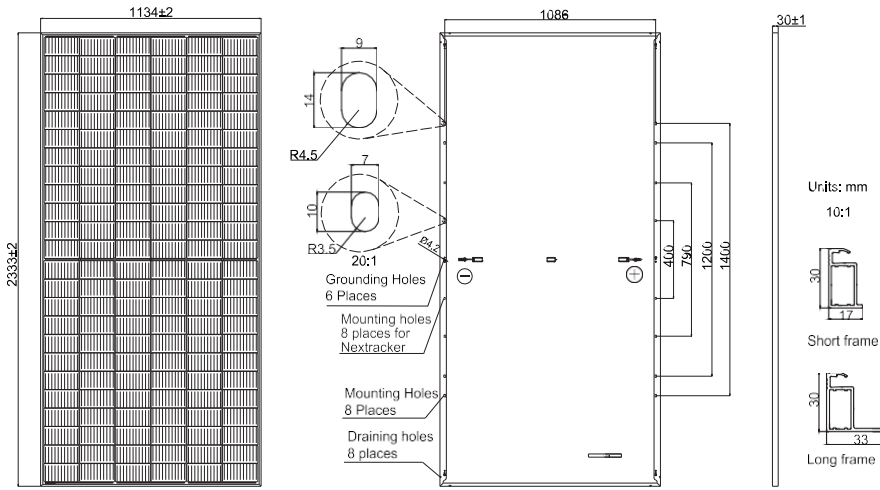
Comprehensive Certificates

- IEC 61215, IEC 61730, UL 61215, UL 61730
- ISO 9001: 2015 Quality management systems
- ISO 14001: 2015 Environmental management systems
- ISO 45001: 2018 Occupational health and safety management systems
- IEC 62941: 2019 Terrestrial photovoltaic (PV) modules - Quality system for PV module manufacturing



MECHANICAL DIAGRAMS

SPECIFICATIONS



Cell	Mono
Weight	30kg
Dimensions	2333±2mm×1134±2mm×30±1mm
Cable Cross Section Size	4mm ² (IEC) , 12 AWG(UL)
No. of cells	144(6×24)
Junction Box	IP68, 3 diodes
Connector	QC 4.10-351/ MC4-EVO2A
Cable Length (Including Connector)	Portrait: 200mm(+)/300mm(-); 800mm(+)/800mm(-)(Leapfrog) Landscape: 1300mm(+)/1300mm(-)
Packaging Configuration	36pcs/Pallet 720pcs/40HQ Container

Remark: customized frame color and cable length available upon request

ELECTRICAL PARAMETERS AT STC

TYPE	JAM72S30 -560/LR	JAM72S30 -565/LR	JAM72S30 -570/LR	JAM72S30 -575/LR	JAM72S30 -580/LR	JAM72S30 -585/LR
Rated Maximum Power(Pmax) [W]	560	565	570	575	580	585
Open Circuit Voltage(Voc) [V]	49.59	49.77	49.95	50.13	50.31	50.49
Maximum Power Voltage(Vmp) [V]	41.49	41.68	41.87	42.05	42.24	42.42
Short Circuit Current(Isc) [A]	14.25	14.31	14.37	14.44	14.50	14.56
Maximum Power Current(Imp) [A]	13.50	13.56	13.62	13.67	13.73	13.79
Module Efficiency [%]	21.2	21.4	21.5	21.7	21.9	22.1
Power Tolerance	0~+5W					
Temperature Coefficient of Isc(α _{Isc})	+0.045%/°C					
Temperature Coefficient of Voc(β _{Voc})	-0.275%/°C					
Temperature Coefficient of Pmax(γ _{Pmp})	-0.350%/°C					
STC	Irradiance 1000W/m ² , cell temperature 25°C, AM1.5G					

Remark: Electrical data in this catalog do not refer to a single module and they are not part of the offer.They only serve for comparison among different module types.

ELECTRICAL PARAMETERS AT NOCT

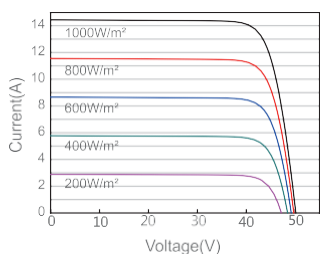
OPERATING CONDITIONS

TYPE	JAM72S30 -560/LR	JAM72S30 -565/LR	JAM72S30 -570/LR	JAM72S30 -575/LR	JAM72S30 -580/LR	JAM72S30 -585/LR	Maximum System Voltage	1000V/1500V DC
Rated Max Power(Pmax) [W]	424	428	431	435	439	443	Operating Temperature	-40 C~+85 C
Open Circuit Voltage(Voc) [V]	46.92	47.09	47.27	47.44	47.61	47.78	Maximum Series Fuse Rating	25A
Max Power Voltage(Vmp) [V]	39.26	39.44	39.62	39.79	39.97	40.14	Maximum Static Load,Front*	5400Pa(112lb/ft ²)
Short Circuit Current(Isc) [A]	11.40	11.45	11.50	11.55	11.60	11.65	Maximum Static Load,Back*	2400Pa(50lb/ft ²)
Max Power Current(Imp) [A]	10.80	10.85	10.89	10.94	10.99	11.03	NOCT	45±2 C
NOCT	Irradiance 800W/m ² , ambient temperature 20°C,wind speed 1m/s, AM1.5G						Safety Class	Class II
							Fire Performance	UL Type 1

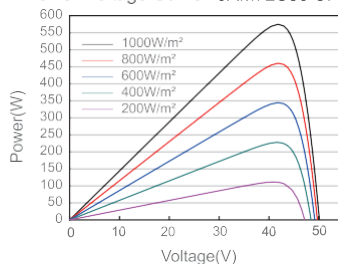
*For Nextrackers installations, maximum static load please take compatibility approve letter between JA Solar and Nextrackers for reference.

CHARACTERISTICS

Current-Voltage Curve JAM72S30-575/LR



Power-Voltage Curve JAM72S30-575/LR



Current-Voltage Curve JAM72S30-575/LR

