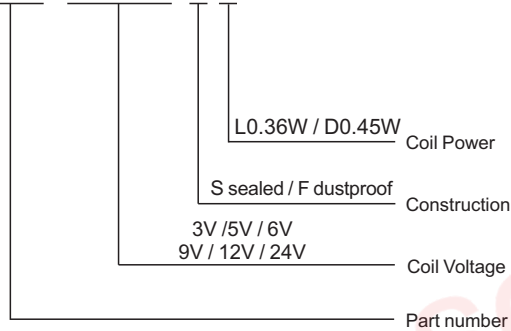


## Features

- Miniature volume, PCB usage
- Contact rating: 1A/3A
- Temperature range: +85°C/+105°C

## Ordering Information

### SRS-12VDC-S L



## Contact Rating

Contact arrangement	A / B / C
Contact resistance	100mΩ (1A 6VDC)
Contact material	Silver alloy: AgCdO, AgSnO <sub>2</sub> , AgNi
Contact rating	1A/120VAC 1A/250VAC 3A/250VAC
Max switching voltage	250VAC
Max switching current	3A
Max switching power	750VA
Electrical endurance (frequency: 1800 ops/h)	1x10 <sup>5</sup> ops / 1x10 <sup>4</sup> ops
Mechanical endurance (frequency: 18000 ops/h)	1x10 <sup>7</sup> ops

## Characteristics

Insulation system	B / F	
Insulation resistance	100MΩ (500VDC)	
Dielectric Strength	Between contacts and coil	500VAC 1 minute
	Between open contacts	500VAC 1 minute
Leakage current 1mA		500VAC 1 minute
Operate time(Under nominal voltage)	≤10ms	
Release time(Under nominal voltage)	≤10ms	
Humidity	85% RH (20°C)	
Ambient Temperature	-40°C~+85°C	
Shock resistance	Functional	98m/s <sup>2</sup>
	Destructive	980m/s <sup>2</sup>
Vibration resistance (Double amplitude)	10Hz~55Hz 1.5mm	
Weight	Approx 4g	
Construction	Sealed	

Remark:1)All above data is initial value

## Coil Data

(at 20°C)

Power dissipation W	Voltage VDC	Current mA	Resistance	Pick-up voltage	Drop-out voltage	Max allowable
0.36W (L)	03	120	25	75%Max	5%Min	130%
	05	71	70			
	06	60	100			
	09	40	225			
	12	30	400			
	24	15	1600			
0.45W (D)	03	150	20	75%Max	5%Min	130%
	05	89	56			
	06	75	80			
	09	50	180			
	12	37.5	320			
	24	18.7	1280			


This product specification only for your reference, we will not notify you if we do any improvement. We reserve all the right for the final explanation




Web: [www.songle.com](http://www.songle.com) [www.songlerelay.com](http://www.songlerelay.com)

Add.: CW7, Zone A, Far East Industrial Park, Yuyao City, Zhejiang, China Zip Code: 315400

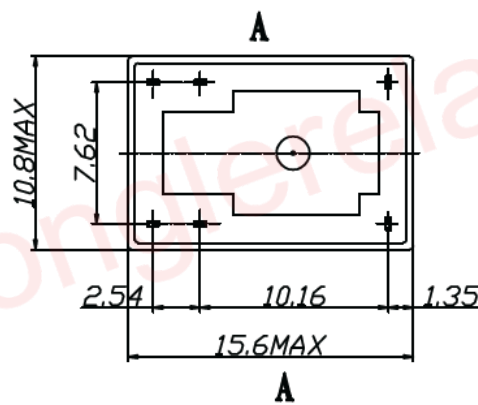
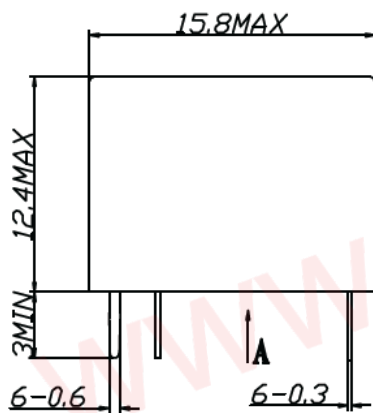
Safety Approval Ratings

 R50056114
1A 250VAC 3A 250VAC

 US E167996
1A 120VAC

OUTLINE DIMENSIONS , WIRING DIAGRAM AND PC BOARD LAYOUT Unit:mm

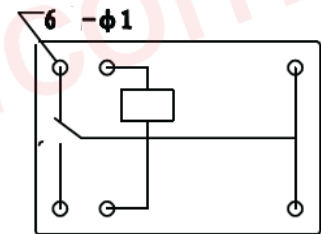
Physical installation diagram



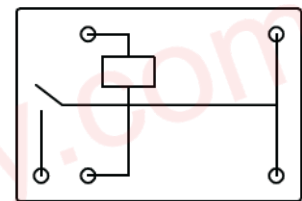
(Bottom view)

Tolerance:  $\pm 0.1\text{mm}$

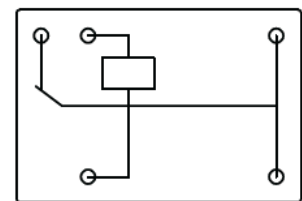
PCB board diagram  
(bottom view diagram)



Conversion C type



Normally open A type



Normally closed B type

This product specification only for your reference. we will not notify you if we do any improvement. We reserve all the right for the final explanation