



**D5000 PC**  
THE GREATEST DRIP LINE ON EARTH AND UNDER IT

# GREAT YIELDS NEED THE GREATEST DRIP LINE TECHNOLOGY

The Rivulis D5000 PC is the result of many years of research and development, and sets a new standard in drip line technology. From engineering designed to provide maximum resistance clogging to precision manufacturing with state of the art quality controls, Rivulis D5000 PC is the drip line to choose if you're in the business of growing great crops.

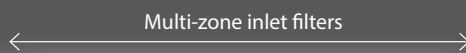
## THE RIVULIS D5000 PC DIFFERENCE:

- pressure compensating - for uniform irrigation
- exceptional clogging resistance using cutting edge world leading technology
- maximum flexibility - 5x flow rates and multiple wall thickness options
- anti-siphon feature (AS) - available for subsurface irrigation
- no-drain feature (ND) - available for pulse irrigation


## D5000 PC MAXIMIZED DESIGN



Large labyrinth



Multi-zone inlet filters



Large outlet area

Every component maximized.  
Outstanding performance & resistance to clogging.



## TRADITIONAL EMITTERS

Modular-linear layout, reduced filtration area  
Increased clogging risk, small outlet area



Small inlet filtration area    Narrow & short labyrinth    Small outlet pool area

*"We have hard water that often causes problems in drip irrigation. However we have found that **Rivulis D5000 PC** performs exceptionally well, even with the high mineral & high biomass content in our water."*

Gali Tal | Field Crop Manager Megiddo Mt'farm, Israel


## IT STARTS WITH GREAT DESIGN



### UNIQUE MULTI-ZONE INLET AREA


Inlet filters are your first layer of protection against foreign particles.

Rivulis D5000 PC features 40 independent inlet filters across 3 zones in every emitter to provide maximum protection to clogging. That's an almost 300% functional filtration area compared to the main competitive product in the market.



### EXTRA WIDE FLOW LABYRINTH

Advanced engineering of the Rivulis D5000 PC labyrinth provides the ultimate balance of incrementally reducing flow while also forming high turbulence in the emitter to help ensure solids stay in suspension. It's one of the largest flow paths available to help prevent clogging.



### UNIQUE FULL SIZE OUTLET POOL


Dirt ingestion is a risk for all drip irrigation systems. The unique long outlet pool of the Rivulis D5000 PC, in conjunction with the raised wall design, provides the maximum distance between the emitter outlet and the tube hole to help prevent dirt suck-back. The full size pool also allows a true slit outlet in 15 mil configurations.

# MANUFACTURED WITH GREAT ATTENTION TO DETAIL



## AUTOMATED ASSEMBLY

Every emitter manufactured goes through a multi-stage automated testing process to ensure correct assembly.



## IN-LINE MONITORING

A photo of every inserted emitter is taken (up to 7 per second) to ensure correct alignment in the drip line during production.



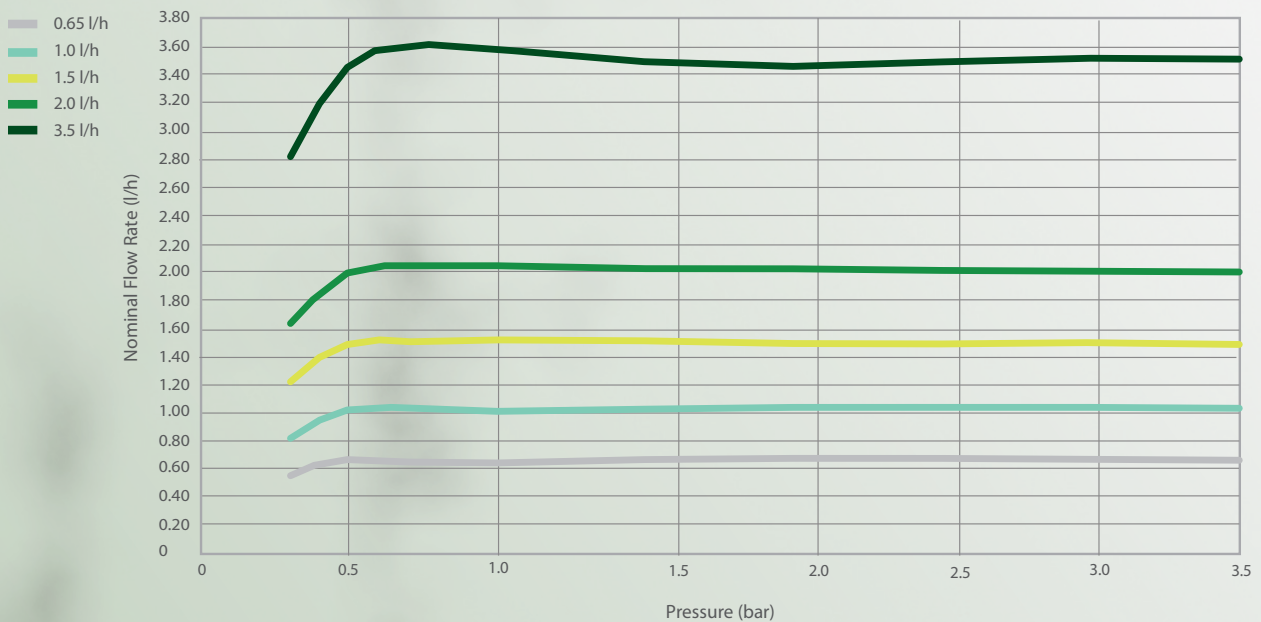
## TESTING

Before dispatch, Rivulis D5000 PC must meet a number of stringent tests including, flow test, tube analysis, weld strength and tensile strength tests.



## DELIVERING GREAT CROP UNIFORMITY

With one of the widest flow regulating ranges available, D5000 PC provides outstanding uniformity even on undulating terrain or long run lengths. This helps ensure that your crop at the end of rows receives the same amount of water as that at the start for more consistent yields.



# D5000 PC, D5000 AS & D5000 ND

## PERFORMANCE DATA

Nominal Ø	Wall Thickness		Internal Ø	Outside Ø	Flow Rate	Max. Op. Pressure	Roll Length	Max. Run Length (m) x Spacing Between Emitters (cm)							
	mil	mm						15	20	30	40	50	60	75	100
mm			mm	mm	l/h	bar	m	m	m	m	m	m	m	m	m
16	13*	0.33	16.1	16.76	0.65	2.0	1000**	168	216	302	379	451	518	611	751
	15*	0.38	16.1	16.86		2.2	800**	176	225	315	396	472	541	638	785
	30	0.76	13.8	15.32		2.5	600	133	172	243	308	369	425	503	624
	35	0.89	13.8	15.58		3.0	500	144	186	263	333	399	460	545	676
	40	1.02	13.8	15.83		3.5	400	153	198	280	355	425	490	581	721
	45	1.14	13.8	16.09		3.5	300	153	198	280	355	425	490	581	721
17	18	0.45	15.3	16.2		2.2	1100	162	207	290	364	433	496	585	720
	25	0.64	15.3	16.57		2.5	800	171	219	306	386	459	526	620	763
	35	0.89	15.3	17.08		3.0	450	185	237	331	417	496	569	671	826
	40	1.02	15.3	17.33		3.5	450	197	252	353	445	529	607	717	882
	45	1.14	15.3	17.59		3.5	400	197	252	353	445	529	607	717	882
20	35	0.89	17.6	19.38		3.0	350	250	318	441	551	652	745	875	1072
	40	1.02	17.6	19.63		3.5	350	266	339	470	588	695	795	935	1145
	45	1.14	17.6	19.89		3.5	350	266	339	470	588	695	795	935	1145
	47	1.19	17.6	19.99		3.5	350	266	339	470	588	695	795	935	1145
22	13*	0.33	22.2	22.86		1.5	1100	303	378	512	630	737	835	972	1181
	15*	0.38	22.2	22.96		1.8	800	332	415	562	692	810	919	1070	1299
	25	0.64	22.2	23.47		2.5	500	386	483	656	808	946	1073	1250	1519
23	40	1.02	20.8	22.84	3.0	350	362	456	623	770	904	1028	1201	1461	
25	15*	0.38	25	25.76	1.4	700	372	462	619	757	882	998	1159	1402	
	18	0.45	25.0	25.9	1.7	600	412	512	686	840	979	1108	1286	1557	
27	40	1.02	25.0	27.03	2.7	350	499	623	842	1034	1210	1371	1597	1936	
16	13*	0.33	16.1	16.76	1.00	2.0	1000**	126	162	227	286	340	391	461	568
	15*	0.38	16.1	16.86		2.2	800**	132	169	237	298	356	408	482	594
	30	0.76	13.8	15.32		2.5	600	101	130	184	234	280	322	383	474
	35	0.89	13.8	15.58		3.0	500	109	140	199	252	302	349	414	513
	40	1.02	13.8	15.83		3.5	400	116	149	212	269	322	371	441	547
	45	1.14	13.8	16.09		3.5	300	116	149	212	269	322	371	441	547
17	18	0.45	15.3	16.2		2.2	1100	122	157	219	276	328	377	445	547
	25	0.64	15.3	16.57		2.5	800	128	164	230	290	345	396	467	576
	35	0.89	15.3	17.08		3.0	450	139	179	251	316	376	432	510	628
	40	1.02	15.3	17.33		3.5	450	148	190	267	337	401	461	544	670
	45	1.14	15.3	17.59		3.5	400	148	190	267	337	401	461	544	670
20	35	0.89	17.6	19.38		3.0	350	189	241	334	418	495	566	665	815
	40	1.02	17.6	19.63		3.5	350	201	256	356	446	528	604	710	870
	45	1.14	17.6	19.89		3.5	350	201	256	356	446	528	604	710	870
	47	1.19	17.6	19.99		3.5	350	201	256	356	446	528	604	710	870
22	13*	0.33	22.2	22.86		1.5	1100	231	288	390	480	562	637	742	900
	15*	0.38	22.2	22.96		1.8	800	253	316	428	527	617	700	816	990
	25	0.64	22.2	23.47		2.5	500	290	364	494	609	714	810	944	1147
23	40	1.02	20.8	22.84	3.0	350	273	344	470	582	683	778	908	1106	
25	15*	0.38	25.0	25.76	1.4	700	282	350	469	574	670	758	881	1066	
	18	0.45	25.0	25.9	1.7	600	312	388	521	637	743	841	977	1183	
27	40	1.02	25.0	27.03	2.7	350	376	470	636	782	915	1037	1208	1466	

\* Not available in AS. Standard outlet for 13 & 15 mil is slit. Hole outlet for these wall thickness is available upon request.

\*\* For 16/15 with spacing less than 20 cm, the roll length is 600 m. For 16/13 with spacing less than 20 cm, the roll length is smaller than 1 000 m, please consult

# D5000 PC, D5000 AS & D5000 ND

## PERFORMANCE DATA

Nominal Ø	Wall Thickness		Internal Ø	Outside Ø	Flow Rate	Max. Op. Pressure	Roll Length	Max. Run Length (m) x Spacing Between Emitters (cm)							
	mil	mm						15	20	30	40	50	60	75	100
mm			mm	mm	l/h	bar	m	m	m	m	m	m	m	m	m
16	13*	0.33	16.1	16.76	1.50	2.0	1000**	97	125	175	221	263	302	356	439
	15*	0.38	16.1	16.86		2.2	800**	101	130	183	231	275	316	373	459
	30	0.76	13.8	15.32		2.5	600	77	100	141	179	215	248	294	365
	35	0.89	13.8	15.58		3.0	500	83	107	152	194	232	268	318	395
	40	1.02	13.8	15.83		3.5	400	89	114	163	206	248	286	340	421
	45	1.14	13.8	16.09		3.5	300	89	114	163	206	248	286	340	421
17	18	0.45	15.3	16.2		2.2	1100	94	120	169	212	253	290	342	422
	25	0.64	15.3	16.57		2.5	800	98	126	177	223	266	305	360	444
	35	0.89	15.3	17.08		3.0	450	107	137	193	243	289	332	393	484
	40	1.02	15.3	17.33		3.5	450	114	146	205	259	309	355	419	516
	45	1.14	15.3	17.59		3.5	400	114	146	205	259	309	355	419	516
20	35	0.89	17.6	19.38		3.0	350	145	185	257	322	381	436	512	628
	40	1.02	17.6	19.63		3.5	350	154	197	274	343	406	465	547	671
	45	1.14	17.6	19.89		3.5	350	154	197	274	343	406	465	547	671
	47	1.19	17.6	19.99		3.5	350	154	197	274	343	406	465	547	671
22	13*	0.33	22.2	22.86		1.5	1100	178	222	301	370	433	491	572	694
	15*	0.38	22.2	22.96		1.8	800	194	243	330	406	476	540	629	764
	25	0.64	22.2	23.47		2.5	500	223	280	380	469	550	625	728	886
23	40	1.02	20.8	22.84	3.0	350	209	264	362	448	527	599	701	853	
25	15*	0.38	25.0	25.76	1.4	700	217	269	362	442	517	584	680	822	
	18	0.45	25.0	25.9	1.7	600	241	300	402	493	575	651	757	917	
27	40	1.02	25.0	27.03	2.7	350	289	361	489	602	705	800	932	1131	
16	13*	0.33	16.1	16.76	2.00	2.2	1000**	80	103	145	183	218	250	296	364
	15*	0.38	16.1	16.86		2.2	800**	84	108	152	191	228	262	309	381
	30	0.76	13.8	15.32		2.5	600	64	82	117	149	178	206	245	303
	35	0.89	13.8	15.58		3.0	500	69	89	126	161	193	223	264	328
	40	1.02	13.8	15.83		3.5	400	73	95	135	171	205	237	282	350
	45	1.14	13.8	16.09		3.5	300	73	95	135	171	205	237	282	350
17	18	0.45	15.3	16.2		2.2	1100	77	99	140	176	210	241	284	350
	25	0.64	15.3	16.57		2.5	800	81	104	147	185	221	253	299	368
	35	0.89	15.3	17.08		3.0	450	88	114	160	202	240	276	326	402
	40	1.02	15.3	17.33		3.5	450	94	120	169	213	255	293	346	426
	45	1.14	15.3	17.59		3.5	400	94	120	169	213	255	293	346	426
20	35	0.89	17.6	19.38		3.0	350	120	153	213	267	316	362	426	522
	40	1.02	17.6	19.63		3.5	350	128	163	227	284	337	386	455	558
	45	1.14	17.6	19.89		3.5	350	128	163	227	284	337	386	455	558
	47	1.19	17.6	19.99		3.5	350	128	163	227	284	337	386	455	558
22	13*	0.33	22.2	22.86		1.5	1100	147	184	250	307	360	409	476	578
	15*	0.38	22.2	22.96		1.8	800	161	202	274	338	396	449	524	636
	25	0.64	22.2	23.47		2.5	500	185	232	316	390	457	520	606	737
23	40	1.02	20.8	22.84	3.0	350	174	219	300	372	438	499	582	710	
25	15*	0.38	25.0	25.76	1.4	700	180	224	301	368	430	486	566	684	
	18	0.45	25.0	25.9	1.7	600	200	249	335	410	478	542	630	763	
27	40	1.02	25.0	27.03	2.7	350	240	300	407	500	587	665	776	941	

\* Not available in AS. Standard outlet for 13 & 15 mil is slit. Hole outlet for these wall thickness is available upon request.

\*\* For 16/15 with spacing less than 20 cm, the roll length is 600 m. For 16/13 with spacing less than 20 cm, the roll length is smaller than 1 000 m, please consult.



# D5000 PC, D5000 AS & D5000 ND

## PERFORMANCE DATA

Nominal Ø	Wall Thickness		Internal Ø	Outside Ø	Flow Rate	Max. Op. Pressure	Roll Length	Max. Run Length (m) x Spacing Between Emitters (cm)								
	mil	mm						15	20	30	40	50	60	75	100	
mm	mm	mm	mm	mm	l/h	bar	m	m	m	m	m	m	m	m		
16	13*	0.33	16.1	16.76	3.50	2.0	1000**	56	72	101	127	152	174	206	254	
	15*	0.38	16.1	16.86		2.2	800**	58	75	105	133	159	182	215	266	
	30	0.76	13.8	15.32		2.5	600	44	57	81	103	123	142	170	210	
	35	0.89	13.8	15.58		3.0	500	47	61	87	111	134	154	183	228	
	40	1.02	13.8	15.83		3.5	400	50	65	84	118	149	178	230	276	
	45	1.14	13.8	16.09		3.5	300	50	65	84	118	149	178	230	276	
17	18	0.45	15.3	16.2		2.2	1100	54	69	97	122	146	167	197	244	
	25	0.64	15.3	16.57		2.5	800	57	72	102	129	154	177	209	258	
	35	0.89	15.3	17.08		3.0	450	61	79	111	140	167	191	227	280	
	40	1.02	15.3	17.33		3.5	450	65	84	118	149	178	205	242	298	
	45	1.14	15.3	17.59		3.5	400	65	84	118	149	178	205	242	298	
	35	0.89	17.6	19.38		3.0	350	83	106	148	185	220	252	296	364	
20	40	1.02	17.6	19.63		3.5	350	88	113	158	198	235	269	317	388	
	45	1.14	17.6	19.89		3.5	350	88	113	158	198	235	269	317	388	
	47	1.19	17.6	19.99		3.5	350	88	113	158	198	235	269	317	388	
22	13*	0.33	22.2	22.86		1.5	1100	102	128	173	214	250	284	332	403	
	15*	0.38	22.2	22.96		1.8	800	111	140	190	234	275	313	365	443	
	25	0.64	22.2	23.47		2.5	500	129	162	221	274	321	365	426	518	
23	40	1.02	20.8	22.84	3.0	350	121	153	210	260	307	349	408	498		
25	15*	0.38	25.0	25.76	1.4	700	125	156	210	257	300	340	395	479		
	18	0.45	25.0	25.90	1.7	600	139	173	233	286	334	379	441	534		
27	40	1.02	25.0	27.03	2.7	350	67	210	285	351	411	466	544	661		
New	16	35	0.89	13.8	15.32	7.7 ***	3.5	500	29	37	54	69	84	97	116	146
		40	1.02	13.8	15.58		3.5	400	29	37	54	69	84	97	116	146
		45	1.14	13.8	16.09		3.5	300	29	37	54	69	84	97	116	146
	17	35	0.89	15.3	17.08		3.5	450	37	48	69	87	105	122	145	181
		40	1.02	15.3	17.33		3.5	450	37	48	69	87	105	122	145	181
		45	1.14	15.3	17.59		3.5	400	37	48	69	87	105	122	145	181
	20	35	0.89	17.6	19.38		3.5	350	51	65	92	115	139	160	190	236
		40	1.02	17.6	19.63		3.5	350	51	65	92	115	139	160	190	236
		45	1.14	17.6	19.89		3.5	350	51	65	92	115	139	160	190	236
		47	1.19	17.6	19.99		3.5	350	51	65	92	115	139	160	190	236
	23	40	1.02	20.8	22.84		3.5	350	74	95	131	163	195	224	263	323
	27	40	1.02	25.0	27.03		3.5	350	108	136	187	231	275	313	367	448

\* Not available in AS. Standard outlet for 13 & 15 mil is slit. Hole outlet for these wall thickness is available upon request.


\*\* For 16/15 with spacing less than 20 cm, the roll length is 600 m. For 16/13 with spacing less than 20 cm, the roll length is smaller than 1 000 m, please consult.

\*\*\* 7.7 l/h available only in D5000 PC

## RIVULIS D5000 PC FLOW REGULATING DRIP LINE WITH ANTI-SIPHON AND NO-DRAIN OPTIONS

Drip Line	D5000 PC
Mechanism	Pressure differential from silicon diaphragm with self-cleaning feature
Pressure compensating / Flow regulating	✓
Anti-Siphon	D5000 AS available
No-Drain	D5000 ND available
Flow Rates (l/h)	0.65, 1.0, 1.5, 2.0, 3.5
Nominal Drip Line Diameter (mm)	16, 17, 20, 22, 23, 25, 27
Drip Line Wall Thickness (mil)	15 (0.38 mm), 18 (0.45 mm) 25 (0.63 mm), 30 (0.76 mm), 35 (0.89 mm), 40 (1.02 mm), 45 (1.14 mm), 47 (1.19 mm)
Outlet	Slit (PC - 13 & 15 mil wall thickness), hole (all other configurations)
Operating Pressure Range (bar)	0.5 – 3.5 (according to diameter and wall thickness)

# D5000 PC, AS & ND DRIPPER SOLUTIONS



## PC SYSTEM

Pressure compensating - for uniform irrigation.


The membrane regulates the pressure to ensure uniform water application, even with fluctuating pressures within the pipe.



Application: Sloping Terrain and Long Laterals.



Pipe drains at system shut down.



## AS SYSTEM

Use D5000 AS in conditions where risk of soil ingestion at shut-off is high.


When there is negative pressure in the hose (i.e. a vacuum caused at system shut-off), the D5000 AS membrane lowers against the inlet filters, which in turn slows the reverse of water.



Application: SDI, or On Surface with sandy soil.



Water from the pipe slowly drains reducing the suction effect of soil particles into the dripper at system shut down.



## ND SYSTEM

Use D5000 ND where you have pulse irrigation – short and frequent irrigation cycles where the water needs to stay in the tube during shut-off. When the pressure drops below 0.14 bar, D5000 ND seals, keeping the water in the tube, ready for the next irrigation cycle.



Application: Pulse Irrigation.



Sealing Pressure: 0.14 bar. Pipe remains fill with water at system shut down.

Case study outcomes are for information purposes only and actual results may vary. This literature has been compiled for worldwide circulation and the descriptions, photos, and information are for general purpose use only. Please consult with an irrigation specialist and technical specifications for proper use of Rivulis products. Because some products are not available in all regions, please contact your local dealer for details. Rivulis reserves the right to change specifications and the design of all products without notice. Every effort has been used to ensure that product information, including data sheets, schematics, manuals and brochures are correct. However information should be verified before making any decisions based on this information.