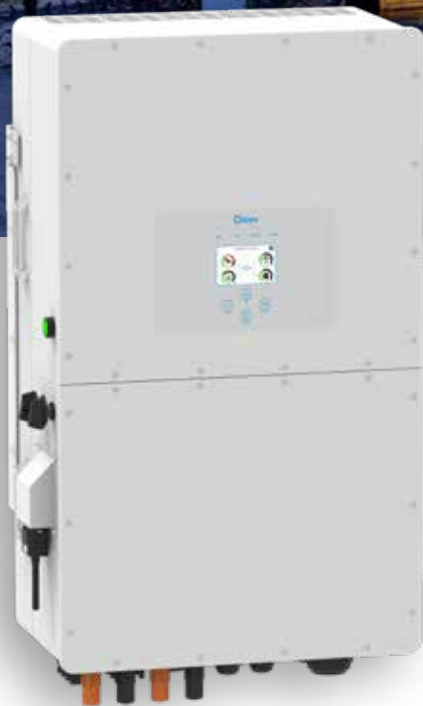




Three Phase Hybrid Inverter

SUN-29.9/30/35K-SG01HP3-EU-BM3

SUN-40/50K-SG01HP3-EU-BM4



- 100** 100% unbalanced output, each phase; Max. output up to **50%** rated power
-  DC couple and AC couple to retrofit existing solar system
- 10** *Max. 10pcs parallel for on-grid and off-grid operation; Support multiple batteries parallel
- 100** Max. charging/discharging current of 100A
- H** High voltage battery, higher efficiency
- 6** 6 time periods for battery charging/discharging
-  Support storing energy from diesel generator

Deye

Stock Code: 605117.SH

| Model | SUN-29.9K-SG01HP3 -EU-BM3 | SUN-30K-SG01HP3 -EU-BM3 | SUN-35K-SG01HP3 -EU-BM3 | SUN-40K-SG01HP3 -EU-BM4 | SUN-50K-SG01HP3 -EU-BM4 |
|---|--|----------------------------|----------------------------|----------------------------|----------------------------|
| Battery Input Data | | | | | |
| Battery Type | Lithium-ion | | | | |
| Battery Voltage Range (V) | 160-800 | | | | |
| Max. Charging Current (A) | 50+50 | | | | |
| Max. Discharging Current (A) | 50+50 | | | | |
| Number of Battery Input | 2 | | | | |
| Charging Strategy for Li-Ion Battery | Self-adaption to BMS | | | | |
| PV String Input Data | | | | | |
| Max. DC Input Power (W) | 38870 | 39000 | 45500 | 52000 | 65000 |
| Max. DC Input Voltage (V) | 1000 | | | | |
| Start-up Voltage (V) | 180 | | | | |
| MPPT Range (V) | 150-850 | | | | |
| Full Load DC Voltage Range (V) | 360-850 | 360-850 | 360-850 | 360-850 | 450-850 |
| Rated DC Input Voltage (V) | 600 | | | | |
| PV Input Current (A) | 36+36+36 | 36+36+36 | 36+36+36 | 36+36+36+36 | |
| Max. PV I _{sc} (A) | 55+55+55 | 55+55+55 | 55+55+55 | 55+55+55+55 | |
| No. of MPP Trackers | 3 | | | 4 | |
| No. of Strings per MPP Tracker | 2+2+2 | | | 2+2+2+2 | |
| AC Output Data | | | | | |
| Rated AC Output Active Power (W) | 29900 | 30000 | 35000 | 40000 | 50000 |
| Max AC Output Active Power (W) | 29900 | 33000 | 38500 | 44000 | 55000 |
| AC Output Rated Current (A) | 45.4/43.4 | 45.5/43.5 | 53.1/50.8 | 60.7/58 | 75.8/72.5 |
| Max. AC Output Rated Current (A) | 45.4/43.4 | 50/47.8 | 58.4/55.8 | 66.7/63.8 | 83.4/79.7 |
| Max. Three-phase Unbalanced Output Current (A) | 60 | 60 | 60 | 70 | 83.3 |
| Max. Continuous AC Passthrough (A) | 200 | | | | |
| Peak Power (Off Grid) | 1.5 time of rated power, 10 S | | | | |
| Generator Input/Smart Load /AC Couple Current (A) | 45.4 / 200 / 45.4 | 45.5 / 200 / 45.5 | 53.1 / 200 / 53.1 | 60.7 / 200 / 60.7 | 75.8 / 200 / 75.8 |
| Power Factor Adjustment Range | 0.8 leading to 0.8 lagging | | | | |
| Output Frequency and Voltage | 50/60Hz; 3L/N/PE 220/380, 230/400Vac | | | | |
| Grid Type | Three Phase | | | | |
| Total Harmonic Distortion (THD) | <3% (of nominal power) | | | | |
| DC Current Injection | <0.5% I _n | | | | |
| Efficiency | | | | | |
| Max. Efficiency | 97.60% | | | | |
| Euro Efficiency | 97.00% | | | | |
| MPPT Efficiency | 99.90% | | | | |
| Protection | | | | | |
| Integrated | Anti-islanding Protection, PV String Input Reverse Polarity Protection, Insulation Resistor Detection, Residual Current Monitoring Unit, Output Over Current Protection, Output Shorted Protection, Surge Protection | | | | |
| Over Voltage Category | DC Type II/AC Type III | | | | |
| Certifications and Standards | | | | | |
| Grid Regulation | VDE4105, IEC61727/62116, VDE0126, AS4777.2, CEI 0 21, EN50549-1, G98, G99, C10-11, UNE217002, NBR16149/NBR16150 | | | | |
| Safety EMC / Standard | IEC/EN 61000-6-1/2/3/4, IEC/EN 62109-1, IEC/EN 62109-2 | | | | |
| General Data | | | | | |
| Operating Temperature Range () | -40-60°C, >45°C derating | | | | |
| Cooling | Smart cooling | | | | |
| Noise (dB) | ≤65 dB | | | | |
| Communication with BMS | RS485; CAN | | | | |
| Weight (kg) | 80 | | | | |
| Size (mm) | 527W×894H×294D | | | | |
| Protection Degree | IP65 | | | | |
| Installation Style | Wall-mounted | | | | |
| Warranty | 5 Years (10 Years Optional) | | | | |

*Note: The function of Multiple units work in parallel mode will be available in Q1 2023