DRAWING NO		REV.	

Axial Fan Motor

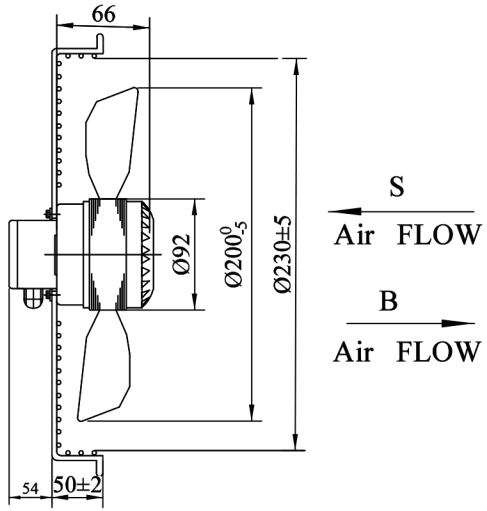

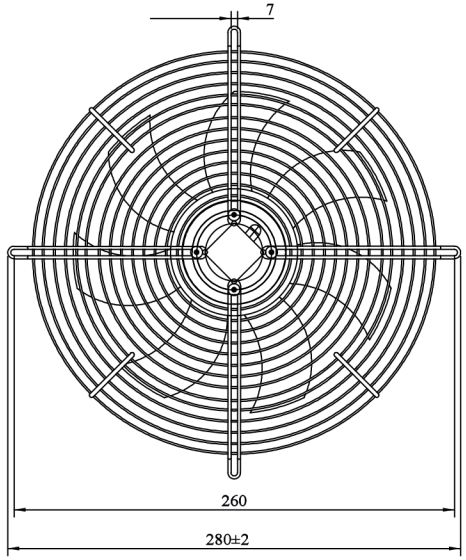

LABEL:

YWF2D-200S
Axial Fan Motor
220V 50/60Hz 0.28/0.23A 70/68W 2460/2650r/min
380V 50/60Hz 0.16/0.13A 70/68W 2460/2650r/min
CL.B 202*.**

Wiring diagrams:
three phase:

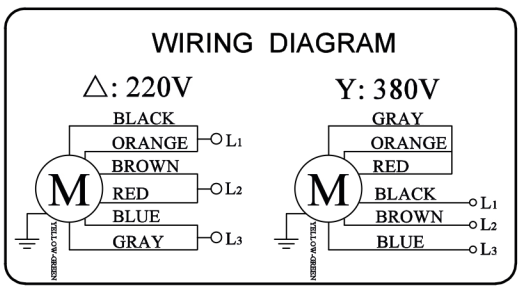

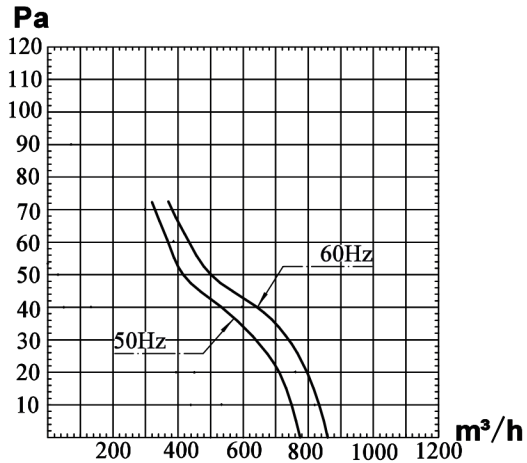

OMT Group S.p.A.

Unit:axial fan motor	Type:
Motor:three phases motor	Customer:
Motor type:YWF2D-200	Customer type:

type	voltage V	frequency Hz	input power W	current A	speed r/min+/-5%[3]	air volume m³/h	noise level dBA	capacitor uF/VDB
YWF2D-200	220	50	70	0.28	2460	775	68	/
	220	60	68	0.23	2650	830	69	/
	380	50	70	0.16	2460	775	68	/
	380	60	68	0.13	2650	830	69	/

Insulation class:B	Operating type:S1
Permissible ambient temperature:-30-60℃	Temperatue increase:T<75K
Motor protection:	Bearing:ball bearing

Protection class:IP44 in accordance with EN 60034-5 License:CE CCC

Model meanings:

YWF 2 D - 200 S

- YWF: Asynchronism axial fan motor
- 2: Motor pole
- D: Three phases
- 200: Fans diameter
- S: Direction of airflow

High-voltage test according to EN 60335-1 2200V

Electrical connection:lead wire silikon 4G 0.50mm²,length 100mm in terminal box connected

Direction of rotation:
clockwise(sucking) Airflow direction:"S" looking at rotor side
Anticlockwise(blowing), airflow direction:"B" looking ai rotor side

Material/surface treatment:rotor with condensation drain holes varnished black, stator moisture protected, guard grille plastic coated.

Balancing grade: fan balanced dynamically in two places. G6.3

APPROX WEIGHT	1.7kg

				DECIMAL	TOLERANCE		SIGN	DATE
				X	±0.5	DRN.BY		
				X.X	±0.25	CHD.BY		
				X.XX	±0.15	ENG.BY		
REV.	DESCRIPTION	APPROVED	DATE	ANGLE	±3°	APP.BY		

OMT Group code: **ES03230A-M** **ES03230S-M**

PROJECTION

A4

SCALE

SHEET: of