



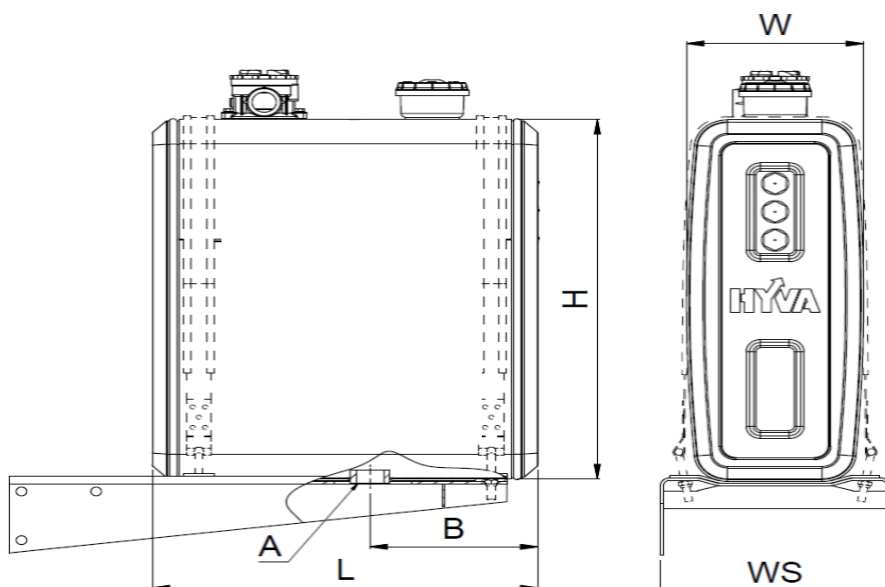
**STEEL**



**ALU**

**W x H**  
**280 x 700**

## TANK + SUPPORT ON CRADLE



3D model is available on request

## Specifications

Support configuration.	Tank + support on cradle	Tank + support on cradle	
Material	STEEL	ALUMINIUM	
Part number	14016580	14016581	
W:Width	280	280	mm
H:Height	700	700	mm
L:Length	620	620	mm
WS:Width of support	368	368	mm
B: Outer-section port distance	270	270	mm
Gross volume	108	108	liters
Working volume 1	86	86	liters
Working volume 2	78	78	liters
Working volume 3	69	69	liters
Weight of tank	27	21	kg
A:Suction port	1,5"	1,5"	BSP

## Technical notes

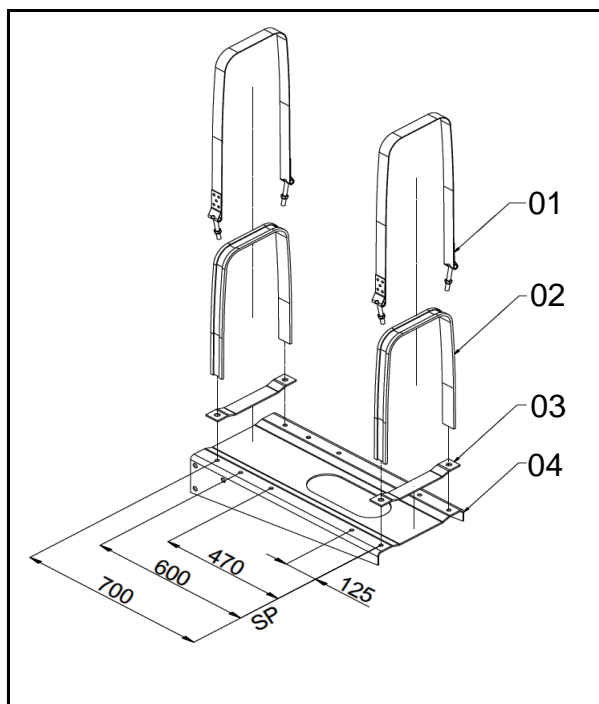
- Mount the tank according the mounting instructions · Fill the tank with the recommended hydraulic oil to the centre of the level indicator
- Change the oil once a year · Replace the air breather and return filter element twice a year · Do not use the tank to stand on or as a support
- Do not weld on the oil tank

## Related documentation

Mounting instructions: OIL-0012

Oil specifications: OIL-0011

## Supports & straps rubbers



### Tank + support in cradle

#### Full kit

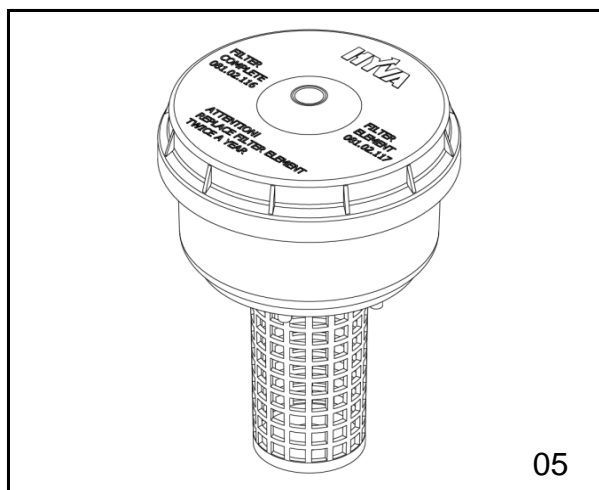
Part no.	Description
14021014	Full kit for oiltank 1401652080 & 81 **

\*\* Full kit = 2 x (strap, rubber strap, rubber support, support and nut)

### Separate support parts



No.	Part no.	Description	Weight [kg]
01	14020460SS	Strap	1.2
	14020340SS		1.4
02	14020465	Rubber strap	0.2
	14020335		0.2
03	14020485	Rubber support	0.1
04	14020480	Support	16.1

## Air breather

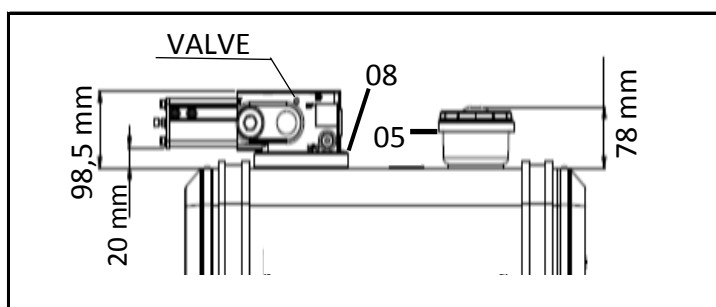


No.	Part no.	Description	Weight [kg]
05	08102116	Air breather	0.4

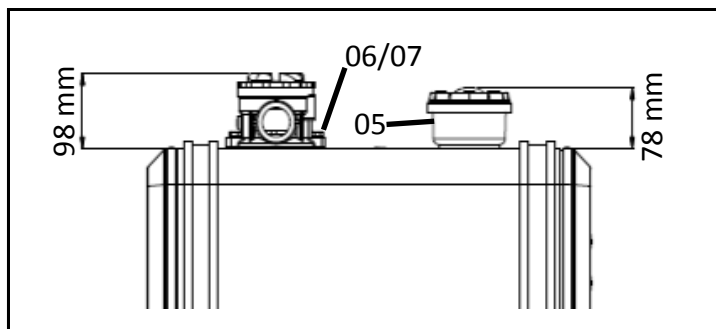
## Return filters

		No.	Part no.	Description	Weight [kg]
		06	14780304	Return filter 150L/m	1.0
		07	14780334	Return filter high capacity 250L/m	1.2
		08	14895921	Return filter valve mounting plate 150 L/m	1.9

## Valve mounting options



Valve mounted on tank



Chassis or cylinder (SAE) mounted valve