

FAST RECOVERY RECTIFIER

VOLTAGE RANGE 50 to 100 Volts CURRENT 2.0 Amperes

FEATURES

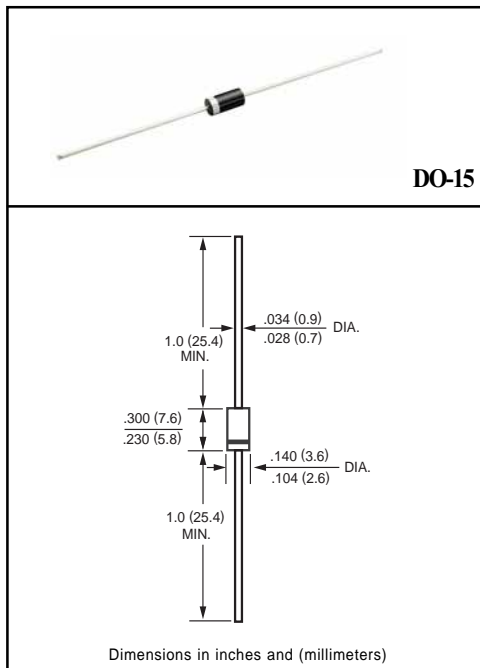
- * Fast switching
- * Low leakage
- * Low forward voltage drop
- * High current capability
- * High current surge
- * High reliability

MECHANICAL DATA

- * Case: Molded plastic
- * Epoxy: Device has UL flammability classification 94V-0
- * Lead: MIL-STD-202E method 208C guaranteed
- * Mounting position: Any
- * Weight: 0.38 gram

MAXIMUM RATINGS AND ELECTRICAL CHARACTERISTICS

Ratings at 25 °C ambient temperature unless otherwise specified.
Single phase, half wave, 60 Hz, resistive or inductive load.
For capacitive load, derate current by 20%.



MAXIMUM RATINGS (At TA = 25°C unless otherwise noted)

RATINGS	SYMBOL	FR201	FR202	FR203	FR204	FR205	FR205P	FR206	FR207	FR207P	UNITS	
Maximum Recurrent Peak Reverse Voltage	V _{RRM}	50	100	200	400	600	600	800	1000	1000	Volts	
Maximum RMS Voltage	V _{RMS}	35	70	140	280	420	420	560	700	700	Volts	
Maximum DC Blocking Voltage	V _{DC}	50	100	200	400	600	600	800	1000	1000	Volts	
Maximum Average Forward Rectified Current at TA = 75°C	I _O						2.0					Amps
Peak Forward Surge Current 8.3 ms single half sine-wave superimposed on rated load (JEDEC method)	I _{FSM}						70					Amps
Typical Junction Capacitance (Note 2)	C _J						40					pF
Operating and Storage Temperature Range	T _J , T _{STG}						-55 to + 150					°C

ELECTRICAL CHARACTERISTICS (At TA = 25°C unless otherwise noted)

CHARACTERISTICS	SYMBOL	FR201	FR202	FR203	FR204	FR205	FR205P	FR206	FR207	FR207P	UNITS	
Maximum Instantaneous Forward Voltage at 2.0A DC	V _F						1.3					Volts
Maximum DC Reverse Current at Rated DC Blocking Voltage TA = 25°C	I _R						5.0					uAmps
Maximum Full Load Reverse Current Full Cycle Average, .375" (9.5mm) lead length at TL = 55°C							100					uAmps
Maximum Reverse Recovery Time (Note 1)	t _{rr}	150			250		150	500		250	nSec	

NOTES : 1. Test Conditions: I_F = 0.5A, I_R = -1.0A, I_{RR} = -0.25A

2. Measured at 1 MHz and applied reverse voltage of 4.0 volts

RATING AND CHARACTERISTIC CURVES (FR201 THRU FR207)

FIG. 1 - TYPICAL FORWARD CURRENT DERATING CURVE

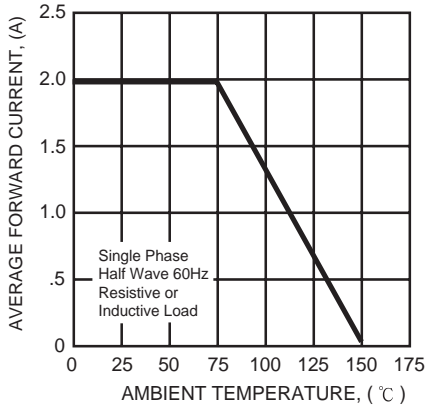


FIG. 2 - MAXIMUM NON-REPETITIVE FORWARD SURGE CURRENT

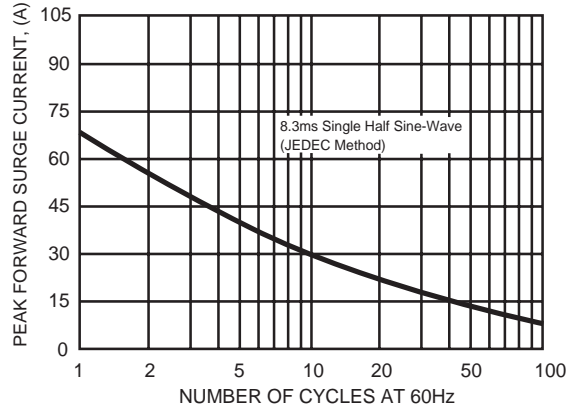


FIG. 3 - TYPICAL INSTANTANEOUS FORWARD CHARACTERISTICS

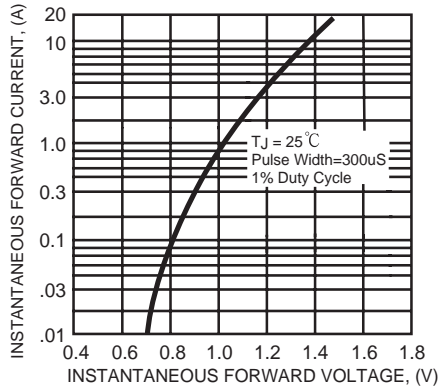


FIG. 4 - TYPICAL JUNCTION CAPACITANCE

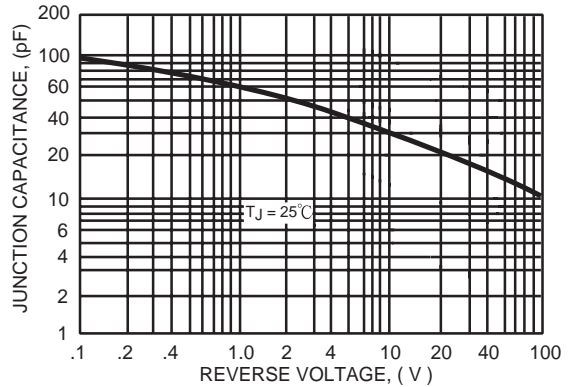
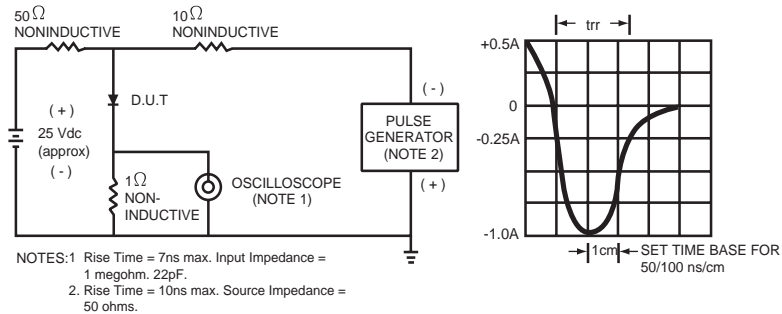


FIG. 5 - TEST CIRCUIT DIAGRAM AND REVERSE RECOVERY TIME CHARACTERISTIC



Mouser Electronics

Authorized Distributor

Click to View Pricing, Inventory, Delivery & Lifecycle Information:

Rectron:

[FR207P-T](#) [FR207P-B](#) [FR207-T](#) [FR203-T](#) [FR206-T](#) [FR206-B](#) [FR203-B](#) [FR205-B](#) [FR202-B](#) [FR201-B](#) [FR204-B](#)
[FR207-B](#) [FR204-T](#) [FR205P-T](#) [FR205P-B](#) [FR201-T](#) [FR205-T](#) [FR202-T](#) [FR201](#) [FR202](#) [FR203](#) [FR204](#) [FR205](#)
[FR206](#) [FR207](#)