

SWEET 7

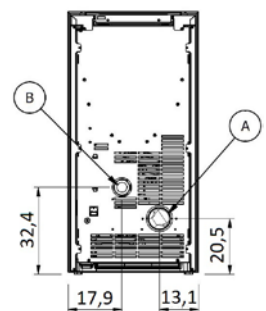
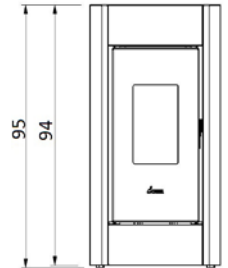
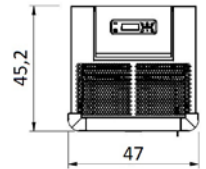
PELLET AIR - Pellet stoves



Certificate model name : SWEET3 7.0



| | | |
|---|--------|-----------|
| Nominal power | kW | 7 |
| Reduced power | kW | 2,5 |
| Introduced thermal power (max) | kW | 7,7 |
| Nominal water useful power | kW | - |
| Reduced water useful power | kW | - |
| Seasonal energy efficiency | ηs [%] | 86 |
| Nominal efficiency | % | 90 |
| Reduced efficiency | % | 91 |
| Heating volume (min-max) | m³ | 71 - 200 |
| Nominal CO at 13% O ₂ | % | 0,0034 |
| Reduced CO at 13% O ₂ | % | 0,0190 |
| Emissions CO (13% O ₂) (min-max) | mg/Nm³ | 238 - 42 |
| Emissions OGC (13% O ₂) (min-max) | mg/Nm³ | 4,0 - 1,0 |
| Emissions NOX (13% O ₂) (min-max) | mg/Nm³ | 140 - 117 |
| Dust content at 13% O ₂ (min-max) | mg/Nm³ | 20 - 15 |
| Boiler capacity (H ₂ O) | l | - |
| Hopper capacity | kg | 15 |
| Combustible | | Pellet ø6 |
| Hourly consumption (min-max) | kg/h | 0,6 - 1,7 |
| Autonomy (min-max) | h | 8,8 - 25 |
| Ignition electrical absorption (max) | W | 345 |
| Operating electrical absorption (max) | W | 49 |
| Supply and frequency | V - Hz | 230 - 50 |
| Chimney flue depression | Pa | 10 |
| Mass of smoke (min-max) | g/sec | 2,6 - 4,6 |
| Exhaust fumes temperature (max) | °C | 176 |
| Net weight | kg | 56 |
| Gross weight | kg | 66 |
| Exhaust fumes (A) | Ø mm | 80 |
| Hole combustion air inlet (B) | Ø mm | 60 |
| Ducting outlet (C) | Ø mm | - |
| Ducting capability up to | m | - |



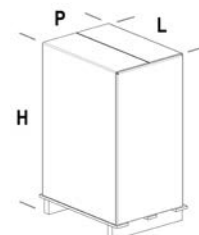
MATCH

| | | | |
|---------|--|------------------|-------------------|
| 7022152 | | Anthracite steel | EAN 8053859016649 |
| 7022150 | | White steel | EAN 8053859016625 |
| 7022151 | | Red steel | EAN 8053859016632 |

PLUS

- Sealed chamber
- Cast iron burning pot
- Connection to the room thermostat
- Daily weekly programming
- Back exhaust
- Shield
- Bluetooth
- Integrated Wi-Fi
- Comfort mode
- Concentric flue kit (optional)

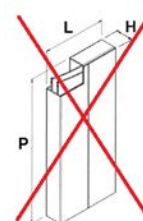
STOVE PACKING



| L (cm) | H (cm) | P (cm) |
|--------|--------|--------|
| 79 | 110.8 | 60 |

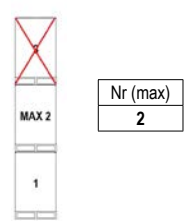
| |
|-------------|
| VOLUME (m³) |
| 0,53 |

LINING PACKING



| | L (cm) | H (cm) | P (cm) |
|--|--------|--------|--------|
| | | | |

STOCKING



| |
|----------|
| Nr (max) |
| 2 |

TRANSPORT

