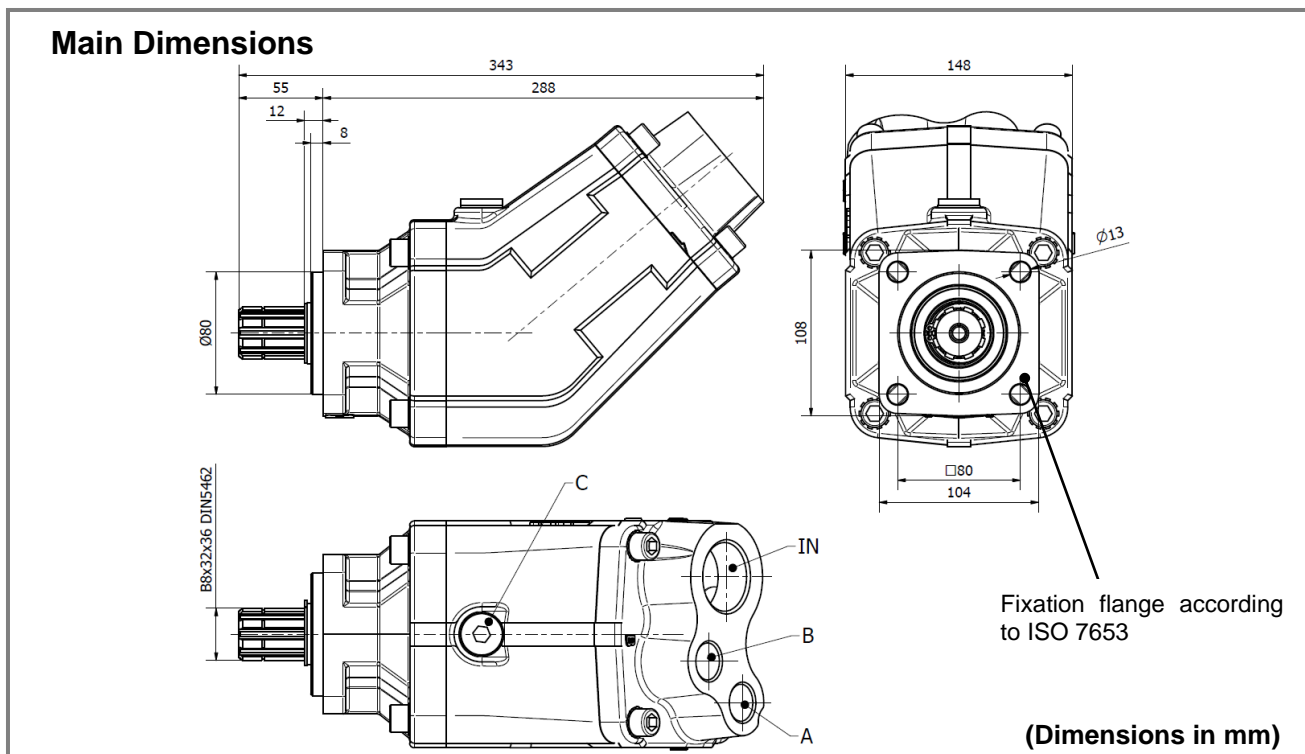




OIL-HYDRAULIC BENT PUMP AXIAL PISTONS

Ref. BID H



Main Data								
Pumps BID	80+40H		55+55H		70+70HL		70+70HR	
	A	A	A	B	A	B	A	B
Displacement (cm ³ /rot.)	80	38	58	60	70	66	70	66
Operating pressure (bar) (up to)	350		350		300		300	
Peak pressure (bar)	400		400		350		350	
Operating rotation ¹ (rpm)	1500		1400		1300		1300	
Max. rotation without load ¹ (rpm)	2100		1900		1800		1800	
Weight (approx.) (kg)	19		19		19		19	
Pistons quantity	5 + 5		5 + 5		5 + 5		5 + 5	
Sense of rotation	Left or Right (Switchable)		Left or Right (Switchable)		Left		Right	
IN-Oil inlet (DIN ISO 228)	1 1/2" BSP		1 1/2" BSP		1 1/2" BSP		1 1/2" BSP	
A-Oil outlet (DIN ISO 228)	1" BSP		1" BSP		1" BSP		1" BSP	
B-Oil outlet (DIN ISO 228)	3/4" BSP		1" BSP		1" BSP		1" BSP	
C	Drain hole							

How to order:

Example: Pump 80+40H, operating pressure up to 350 bar; peak pressure 400 bar, ref. BID → BID80+40H

Fluids	mineral oils type ISO HM or DIN 51524-2 HLP
Recommended viscosity range	20 to 40 cSt (mm ² /s) at working temperature
Limits viscosity range	10 to 750 cSt (mm ² /s)
Start-up viscosity range, without load	750 to 1500 cSt (mm ² /s)
Filtration	10µm ISO4406 18/13
Inlet pressure range	0,8 to 2 bar abs

In the application of any of these pumps; the use of these data does not exempt the reading of the instruction "BI pumps recommendations before start-up"

¹ These values are valid at an absolute pressure of 1 bar in suction port when operating with a mineral oil at a viscosity of 30 mm²/s (cSt).

ABER is constantly engaged in improving its products and, therefore, reserves itself the right to modify without any further notice the characteristics shown



ABER - Embraiagens e Comandos Hidráulicos - A. B. LDA

Rua Francisco de Almeida, Nº 30 – Vila Nova da Telha – 4470 MAIA – Portugal

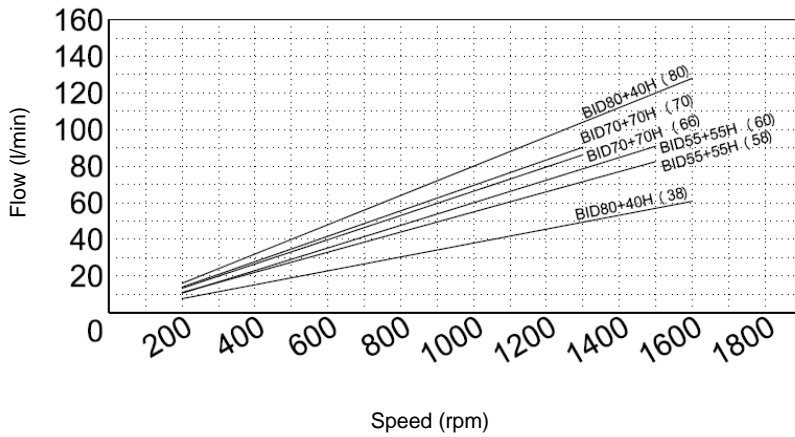
Telephone: +351.22.9438070 Fax: +351.22.9420823 e-mail: aber@aber.pt <http://www.aber.pt>



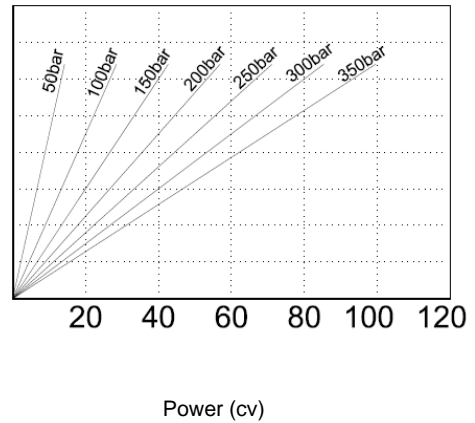
OIL-HYDRAULIC BENT PUMP AXIAL PISTONS

Ref. BID H

**Diagram
Flow - Speed**



**Diagram
Input Power - Flow – Pressure**



Hose dimensions

Inlet Hose	
Flow (l/min)	Internal pipe diameter (inch)
<140	2" 1/2
140-170	2" 3/4
>170	3"

Outlet Hose					
Flow (l/min)	Internal pipe diameter (inch)				
	30	1/2"	1/2"	1/2"	1/2"
40	5/8"	1/2"	1/2"	1/2"	1/2"
50	5/8"	5/8"	5/8"	1/2"	1/2"
60	3/4"	5/8"	5/8"	5/8"	5/8"
70	1"	3/4"	3/4"	5/8"	5/8"
80	1"	3/4"	3/4"	3/4"	3/4"
90	1"	1"	1"	3/4"	3/4"
100	1"	1"	1"	1"	3/4"
110	1"	1"	1"	1"	1"
120	1"	1"	1"	1"	1"
130	1"	1"	1"	1"	1"
140	1" 1/4"	1"	1"	1"	1"
150	1" 1/4"	1"	1"	1"	1"
	50-100	100-150	150-200	250-300	300-350
	P (bar)				

Important notes:

- To install one of these pumps, please consult and respect the instruction "BI pumps recommendations before start-up";
- Other axis available, please consult "Axel options";
- Keep up the deposit above pump level.

ABER is constantly engaged in improving its products and, therefore, reserves itself the right to modify without any further notice the characteristics shown



ABER - Embraiagens e Comandos Hidráulicos - A. B. LDA
 Rua Francisco de Almeida, Nº 30 – Vila Nova da Telha – 4470 MAIA - Portugal
 Telephone: +351.22.9438070 Fax: +351.22.9420823 e-mail: aber@aber.pt <http://www.aber.pt>