

OPzV2-2000(2V2000Ah)



OPzV series is Valve Regulated Lead Acid battery that adopts immobilized GEL and Tubular Plate technology to offer high reliability and performance. The Battery is designed and manufactured according to DIN standards and with die-casting positive grid and patented formula of active material OPzV series exceeds DIN standard values with more than 25 years floating design life at 25°C and It is the best solution for cyclic use under extreme operating conditions.

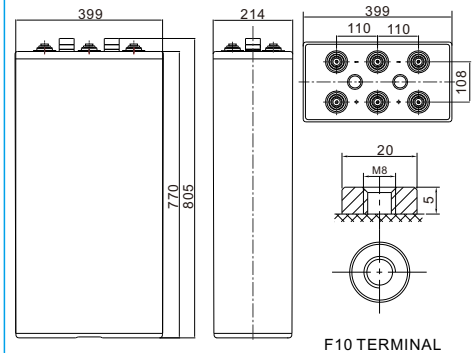


Specification

Cells Per Unit	1
Voltage Per Unit	2V
Nominal Capacity	2000Ah@10hour-rate to 1.80V per cell @25°C
Weight	Approx. 140.0Kg (Tolerance 5%)
Internal Resistance	≤0.44 mΩ (Full Charge Condition @25°C)
Terminal	Default F10(M8)
Max. Discharge Current	7000A (5 sec)
Design Life	25 years
Max. Charging Current	400.0 A
Reference Capacity	C ₃ 1500.0Ah C ₅ 1700.0Ah C ₁₀ 2000.0Ah C ₂₀ 2142.0Ah
Float Charging Voltage	2.23 V~2.25 V @ 25°C Temperature Compensation: -3mV/°C/Cell
Equalization Charging Voltage	2.30 V~2.35 V @ 25°C Temperature Compensation: -4mV/°C/Cell
Operating Temperature Range	Discharge: -40°C~60°C Charge: 0°C~50°C Storage: -40°C~60°C
Normal Operating Temperature Range	25°C 5 °C
Self Discharge	RITAR Valve Regulated Lead Acid (VRLA) batteries can be stored for up to 6 months at 25°C and then recharging is recommended. Monthly Self-discharge ratio is less than 2% at 20°C. Please charged batteries before using.
Container Material	A.B.S. UL94-HB, UL94-V0 Optional.

Dimensions

Unit: mm



Length	399±2mm (15.7 inches)
Width	214±2mm (8.43 inches)
Height	770±2mm (30.3 inches)
Total Height	805±2mm (31.7 inches)
Torque Value	14~15 N*m

Constant Current Discharge Characteristics : A(25°C)

F.V/ Time	1HR	2HR	3HR	4HR	5HR	8HR	10HR	20HR	24HR	48HR	72HR	100HR
1.60V	1087	707.6	538.0	428.0	362.0	250.0	210.0	110.3	94.5	49.9	35.0	26.3
1.65V	1069	697.8	532.0	423.3	358.0	248.0	208.0	109.2	93.6	49.4	34.4	26.0
1.70V	1043	686.0	522.0	415.8	352.0	244.0	206.0	108.2	92.7	48.9	34.0	25.8
1.75V	998.4	668.4	512.0	409.5	348.0	242.0	204.0	107.1	91.8	48.5	33.7	25.5
1.80V	960.0	646.8	500.0	400.0	340.0	238.0	200.0	105.0	90.0	47.5	33.1	25.0
1.85V	858.2	590.0	460.0	370.0	316.0	222.0	188.0	98.7	84.6	44.7	31.1	23.5

Constant Power Discharge Characteristics : W/Cell(25°C)

F.V/ Time	1HR	2HR	3HR	4HR	5HR	8HR	10HR	20HR	24HR	48HR	72HR	100HR
1.60V	1892	1301	1026	822.1	698.8	487.3	410.7	217.5	184.8	97.5	68.5	51.3
1.65V	1879	1290	1018	815.9	693.5	484.7	407.8	215.7	183.5	96.9	67.4	51.0
1.70V	1849	1274	1003	804.4	684.2	478.3	404.9	213.9	182.2	96.2	66.9	50.6
1.75V	1786	1248	987.3	795.2	678.7	475.7	402.0	212.1	180.9	95.5	66.4	50.2
1.80V	1733	1214	967.9	779.6	665.4	469.2	395.1	208.3	177.8	93.8	65.3	49.4
1.85V	1563	1113	893.9	723.7	620.5	438.8	372.3	196.0	167.5	88.4	61.5	46.5

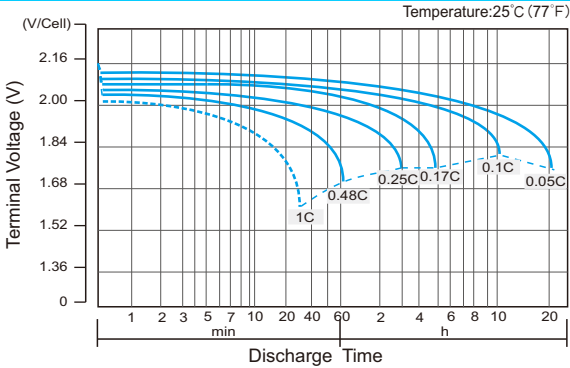
(Note) The above characteristics data are average values obtained within three charge/discharge cycle not the minimum values.

The battery must be fully charged before the capacity test. The C₁₀ should reach 95% after the first cycle and 100% after the third cycle.

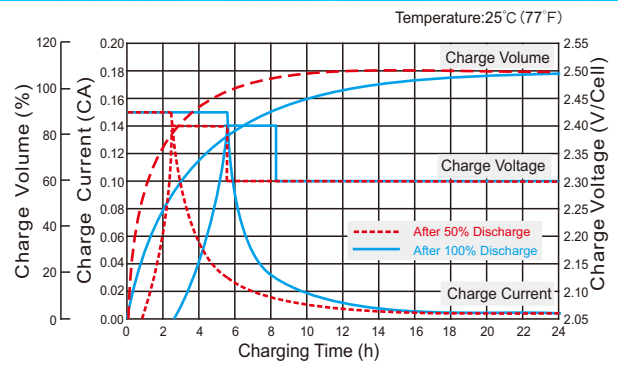
OPzV2-2000(2V2000Ah)



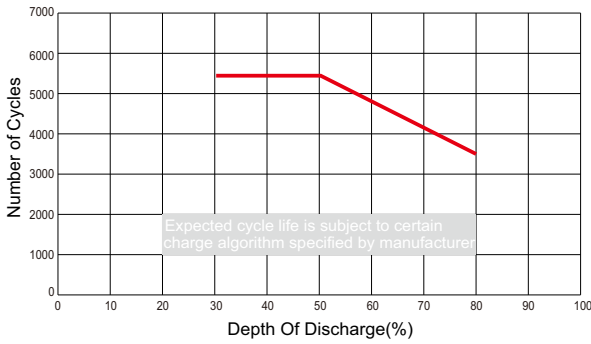
Discharge Characteristics Curve



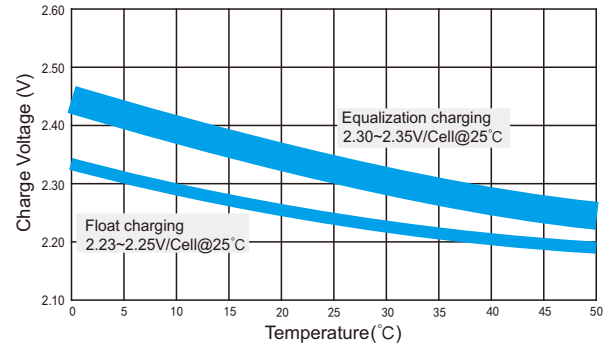
Charge Characteristic Curve for Cycle Use(IUU)



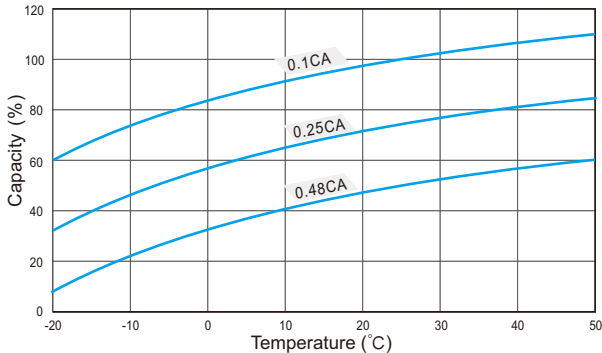
Cycle Life in Relation to Depth of Discharge



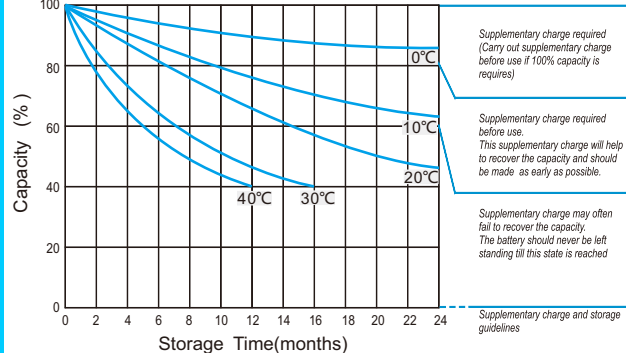
Relationship Between Charging Voltage and Temperature



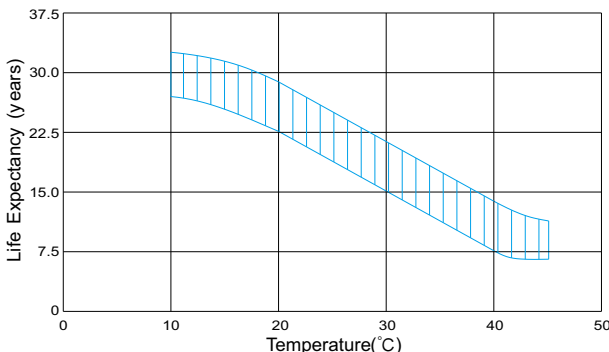
Temperature Effects on Capacity



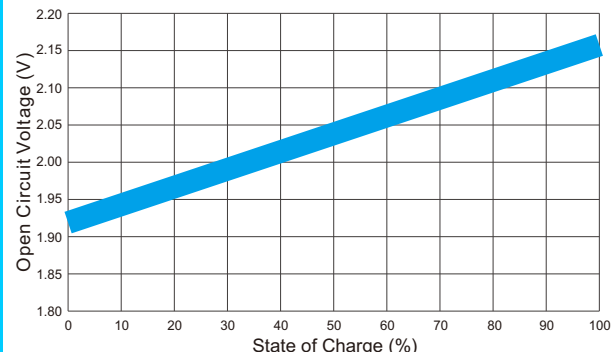
Storage Characteristics



Effect of Temperature on Long Term Life



Relationship of OCV And State of Charge(20°C)



(Note) All above information shall be changed without prior notice, RITAR reserves the right to explain and update the latest information.