

# OPzV2-800(2V800Ah)



OPzV series is Valve Regulated Lead Acid battery that adopts immobilized GEL and Tubular Plate technology to offer high reliability and performance. The Battery is designed and manufactured according to DIN standards and with die-casting positive grid and patented formula of active material OPzV series exceeds DIN standard values with more than 25 years floating design life at 25°C and It is the best solution for cyclic use under extreme operating conditions.

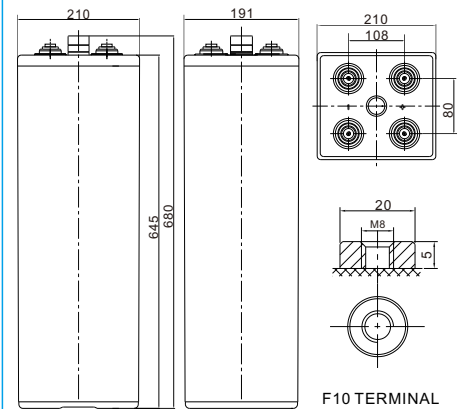


## Specification

<b>Cells Per Unit</b>	1
<b>Voltage Per Unit</b>	2V
<b>Nominal Capacity</b>	800Ah@10hour-rate to 1.80V per cell @25°C
<b>Weight</b>	Approx. 57.5Kg (Tolerance 5%)
<b>Internal Resistance</b>	≤0.6 mΩ (Full Charge Condition @25°C)
<b>Terminal</b>	Default F10(M8)
<b>Max. Discharge Current</b>	3500A (5 sec)
<b>Design Life</b>	25 years
<b>Max. Charging Current</b>	160.0 A
<b>Reference Capacity</b>	C <sub>3</sub> 600.0Ah C <sub>5</sub> 680.0Ah C <sub>10</sub> 800.0Ah C <sub>20</sub> 856.0Ah
<b>Float Charging Voltage</b>	2.23 V~2.25 V @ 25°C Temperature Compensation: -3mV/°C/Cell
<b>Equalization Charging Voltage</b>	2.30 V~2.35 V @ 25°C Temperature Compensation: -4mV/°C/Cell
<b>Operating Temperature Range</b>	Discharge: -40°C~60°C Charge: 0°C~50°C Storage: -40°C~60°C
<b>Normal Operating Temperature Range</b>	25°C 5 °C
<b>Self Discharge</b>	RITAR Valve Regulated Lead Acid (VRLA) batteries can be stored for up to 6 months at 25°C and then recharging is recommended. Monthly Self-discharge ratio is less than 2% at 20°C. Please charged batteries before using.
<b>Container Material</b>	A.B.S. UL94-HB, UL94-V0 Optional.

## Dimensions

Unit: mm



Length	191±2mm (7.52 inches)
Width	210±2mm (8.27 inches)
Height	645±2mm (25.4 inches)
Total Height	680±2mm (26.8 inches)
Torque Value	14~15 N*m

### Constant Current Discharge Characteristics : A(25°C)

F.V/ Time	1HR	2HR	3HR	4HR	5HR	8HR	10HR	20HR	24HR	48HR	72HR	100HR
1.60V	434.7	283.0	215.2	171.2	144.8	100.0	84.0	44.1	37.8	20.0	14.0	10.5
1.65V	427.8	279.1	212.8	169.3	143.2	99.2	83.2	43.7	37.4	19.8	13.8	10.4
1.70V	417.0	274.4	208.8	166.3	140.8	97.6	82.4	43.3	37.1	19.6	13.6	10.3
1.75V	399.4	267.3	204.8	163.8	139.2	96.8	81.6	42.8	36.7	19.4	13.5	10.2
1.80V	384.0	258.7	200.0	160.0	136.0	95.2	80.0	42.0	36.0	19.0	13.2	10.0
1.85V	343.3	236.0	184.0	148.0	126.4	88.8	75.2	39.5	33.8	17.9	12.4	9.40

### Constant Power Discharge Characteristics : W/Cell(25°C)

F.V/ Time	1HR	2HR	3HR	4HR	5HR	8HR	10HR	20HR	24HR	48HR	72HR	100HR
1.60V	756.7	520.4	410.2	328.8	279.5	194.9	164.3	87.0	73.9	39.0	27.4	20.5
1.65V	751.6	515.9	407.2	326.4	277.4	193.9	163.1	86.3	73.4	38.7	27.0	20.4
1.70V	739.5	509.8	401.1	321.8	273.7	191.3	162.0	85.6	72.9	38.5	26.8	20.2
1.75V	714.6	499.2	394.9	318.1	271.5	190.3	160.8	84.9	72.4	38.2	26.6	20.1
1.80V	693.3	485.5	387.2	311.8	266.1	187.7	158.0	83.3	71.1	37.5	26.1	19.8
1.85V	625.3	445.1	357.5	289.5	248.2	175.5	148.9	78.4	67.0	35.4	24.6	18.6

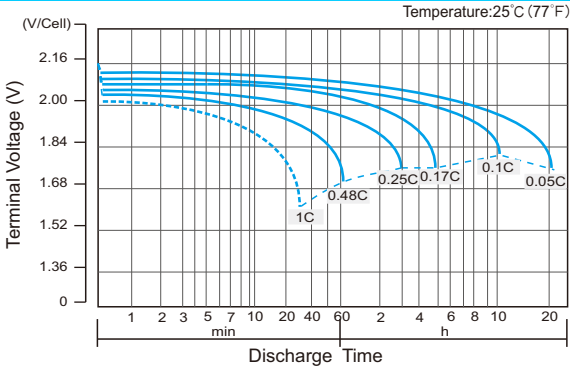
(Note) The above characteristics data are average values obtained within three charge/discharge cycle not the minimum values.

The battery must be fully charged before the capacity test. The C<sub>10</sub> should reach 95% after the first cycle and 100% after the third cycle.

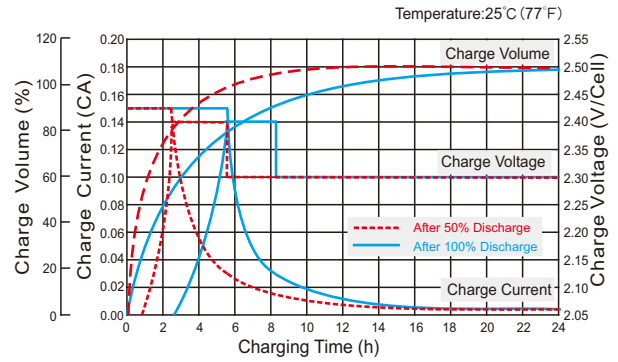
# OPzV2-800(2V800Ah)



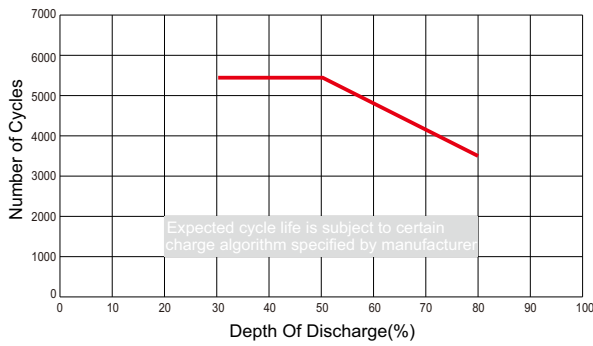
## Discharge Characteristics Curve



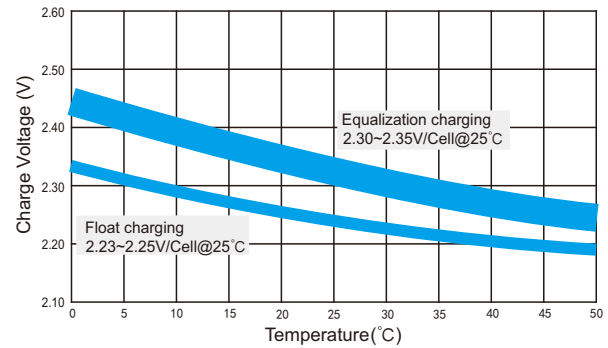
## Charge Characteristic Curve for Cycle Use(IUU)



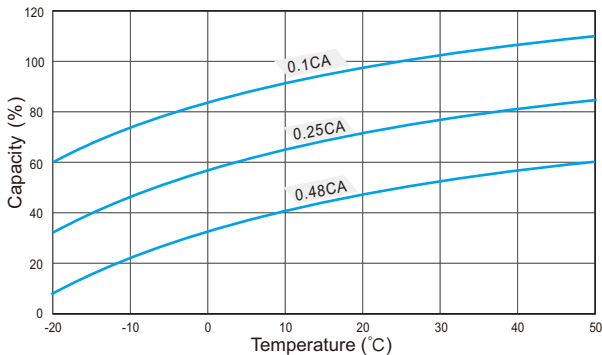
## Cycle Life in Relation to Depth of Discharge



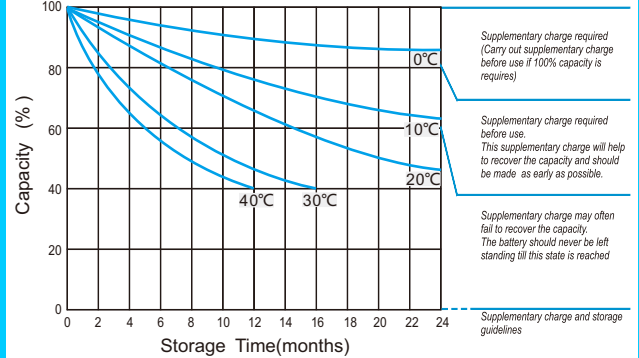
## Relationship Between Charging Voltage and Temperature



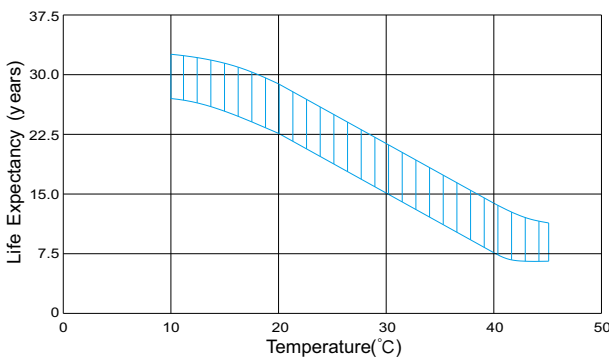
## Temperature Effects on Capacity



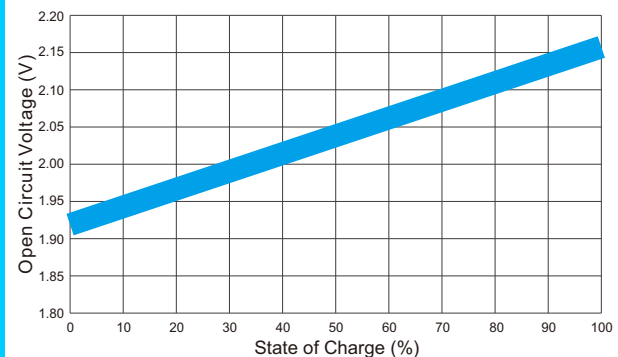
## Storage Characteristics



## Effect of Temperature on Long Term Life



## Relationship of OCV And State of Charge(20°C)



(Note) All above information shall be changed without prior notice, RITAR reserves the right to explain and update the latest information.