

# Installation Instruction

## Attentions:

1. Use the high quality socket, lamp will not work properly with bad connection.
2. Verify that the supply voltage is correct by referring to the information on the specification label.
3. Do not change any open holes in an enclosure of wiring or electrical components during the kit installation.
4. Turn off the power and unplug the fixture when you perform any maintenance.
5. Don't look at light source directly with naked eyes.
6. Don't touch the surface of the lamp with power on.
7. Avoid hitting, bending or causing mechanical stress to the fixture.
8. Don't cover or block any part of the fixture during operation.
9. 12" Clearance must be maintained from any combustible surface.
10. To ensure the optimal performance, the heat sink may require periodic cleaning, clean with compressed air or damp lint free cloth
11. Always providing a well ventilated environment where the ambient temperatures do not exceed 40°C (104 °F) regardless of whether the fixtures are in operation or off.
12. Excessive temperatures can inhibit performance and may cause damage or shorten the lifespan of the fixtures which will also void the warranty.
13. In case of affect the lifespan,please avoid to install the light in a save place which contain any heat source, hot steam or corrosive gas.
14. This LED fixture is intended for indoor or greenhouse use.
15. Please ensure installing the light in a place can load 10 times weight.

## 240W





## Specification

|                     |                                                             |
|---------------------|-------------------------------------------------------------|
| Product Model       | YC-240 S281B+                                               |
| Actual Power        | 240W                                                        |
| Input Voltage       | AC100-277V 50-60Hz                                          |
| Working Environment | -20-40°C, 45%~95%RH                                         |
| Veg Coverage        | 3'X3'                                                       |
| Flower Coverage     | 2'X2'                                                       |
| LED Lifespan        | 50,000hrs                                                   |
| Spectrum            | Samsung LM281B+(3000k+5000k)+ Far-red 660nm+IR730nm+UV395nm |
| Function            | 0-10V Dimmable & UV IR separate control                     |
| Driver              | 240W Meanwell driver                                        |
| PAR (umol m-2s-l)   | 1527.4 @ 12"height                                          |
| Aluminum heatsink   | 10mm thickness                                              |
| Product Size        | 635*195*70mm                                                |

**Growing Tips:** The rate of photosynthesis and transpiration are directly affected by temperature, humidity and airflow. The perfect temperature and humidity for your plants are found between 23.8°C-29.4°C and 50%-70% humidity, with plenty of airflow to replenish CO<sub>2</sub>. PH is 6-6.5. You may add more micronutrients, as the plants would need than normally needed.

**Warranty:** The led grow light is guaranteed for a period of 1 year under normal use. The warranty includes parts for the light board and power supply. During the warranty period, we will provide free replacement for damaged parts caused by non-artificial reason. If whole fixture needs to be repaired, the customer should pay shipping fee to the repair center or the factory.

## Introduction of Dimming and UV IR controller:

|              |                                                                                     |                                                                                                                                                     |
|--------------|-------------------------------------------------------------------------------------|-----------------------------------------------------------------------------------------------------------------------------------------------------|
| UV IR Switch |  | This UV IR can be turned ON/OFF during plant growth.<br>UV IR need to be turned on at flowering stage; turn off during vegetative, seedling period. |
| Controller   |  | Dimmer<br>0-10V Knob Dimming                                                                                                                        |

Installation:

Step 1: Install the lifting rope on the bracket, as showed on the picture



Step 2: Lock screw and nut to the 4 corners of the radiator



Step 3: Hang the steel wire sling on the lift

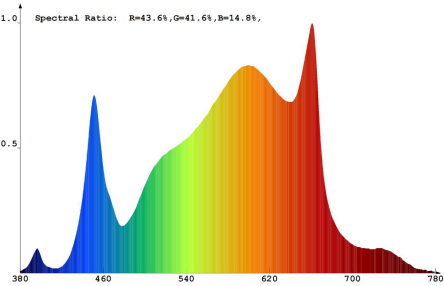
120W



240W



Full Spectrum with UV395nm IR730nm added



The LED series features a perfect blend of both full-spectrum white LED diodes and red LED diodes. This results in the perfect spectrum for all phases of growth. The mix of white and red LEDs result in a relatively high ratio of bluish light. Blue light keeps your crop tight and compact in the vegetative stage and adds to optimal morphogenesis and light uptake by the plant.

Full-spectrum with UV395nm(purple light)& IR730nm(deep red light) added. IR730nm helps improve stem growth, as well as helps increase the number of flowers and fruits. and UV395 at a certain time can help to increase the THC and CBD.

240W LM281B+ PPFD Map test in 900×900mm grow tent

|                       |        |        |        |        |        |        |        |        |        |
|-----------------------|--------|--------|--------|--------|--------|--------|--------|--------|--------|
| Height: 12"<br>(30cm) | 594.41 |        | 927.21 |        | 1002.1 |        | 847.62 |        | 545.51 |
|                       | 798.09 | 1000.3 | 1255.7 | 1196.2 | 1351.7 | 1312.7 | 1051.6 | 881.72 | 715.67 |
|                       | 891.34 | 1225.4 | 1402.5 | 1529.5 | 1527.4 | 1493.3 | 1372.6 | 1140.8 | 776.55 |
|                       | 781.75 | 1014.8 | 12494  | 1233.4 | 1334.4 | 1178.9 | 1250.8 | 954.8  | 649.83 |
|                       | 634.75 |        | 942.47 |        | 966.43 |        | 910.16 |        | 519.75 |
| Height: 18"<br>(46cm) | 541.62 |        | 666.88 |        | 725.19 |        | 646    |        | 475.91 |
|                       | 599.89 | 687.35 | 759.57 | 779.01 | 738.35 | 771.2  | 728.16 | 597.61 | 512.05 |
|                       | 619.74 | 734.27 | 806.81 | 858.11 | 865.13 | 759.38 | 765.93 | 673.84 | 571.81 |
|                       | 597.21 | 686.84 | 766.64 | 815.61 | 806.32 | 745.69 | 719.65 | 641.12 | 547.09 |
|                       | 551.32 |        | 676    |        | 728.22 |        | 628.43 |        | 495.76 |
| Height: 24"<br>(60cm) | 479.2  |        | 529.2  |        | 555.9  |        | 334.91 |        | 416.16 |
|                       | 500.5  | 543.5  | 559.4  | 575.5  | 594    | 555.09 | 545.15 | 500.46 | 447.01 |
|                       | 505.4  | 557.6  | 583.2  | 606    | 609    | 590.31 | 560.49 | 511.49 | 470.95 |
|                       | 496.6  | 536.5  | 568.8  | 589    | 589.8  | 558.9  | 541.5  | 492.91 | 459.56 |
|                       | 473.6  |        | 535.5  |        | 569.9  |        | 499.94 |        | 437.33 |