

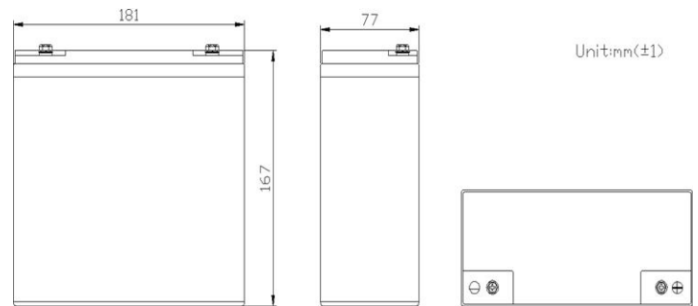
Lithium Iron Phosphate (LiFePO4) Battery

Features

- ◆ Using the technology of lithium iron phosphate cell, superior safety, thousands of cycles, 100%DOD, under normal conditions
- ◆ Built-in automatic protection for over-charge, over discharge, over current and over temperature
- ◆ Maintenance free
- ◆ Internal cell balancing
- ◆ Lighter weight: About 40% ~50% of the weight of a comparable lead acid battery.
- ◆ Can be charged using most standard lead-acid charges (set)
- ◆ Wide temperature range: -20°C ~60°C

Application

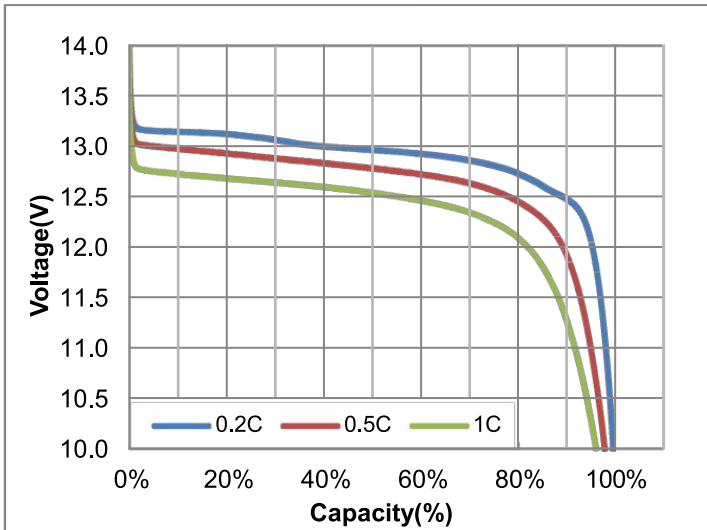
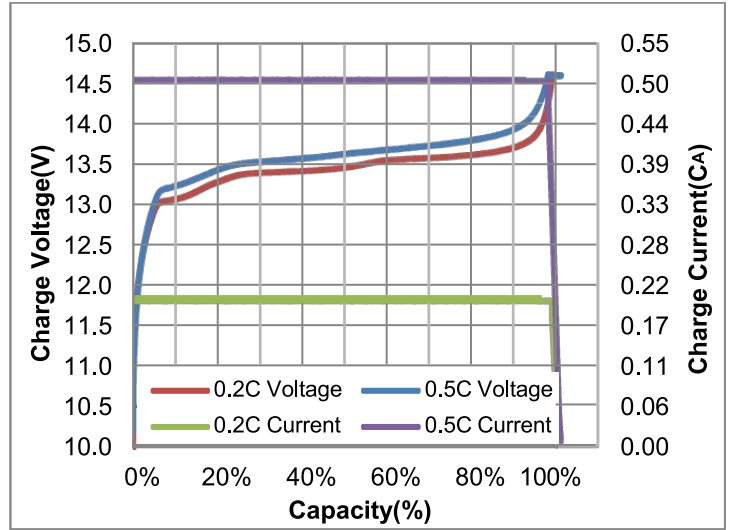
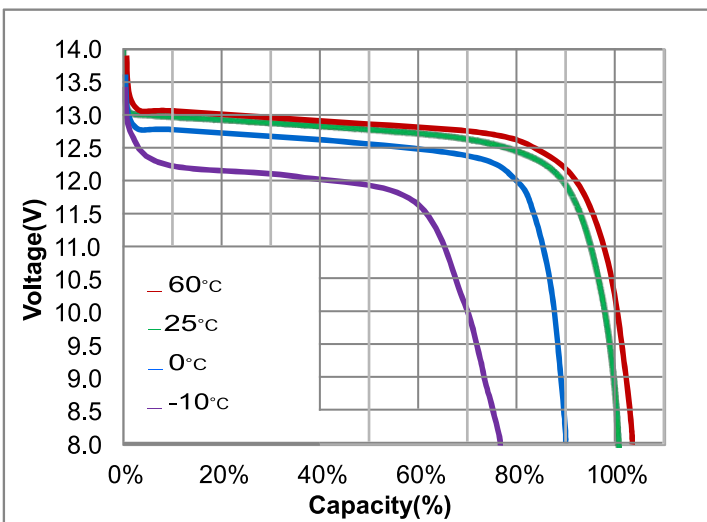
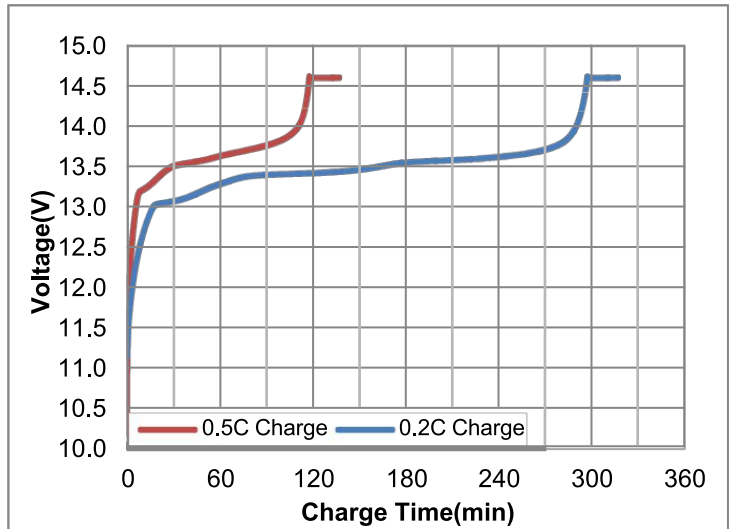
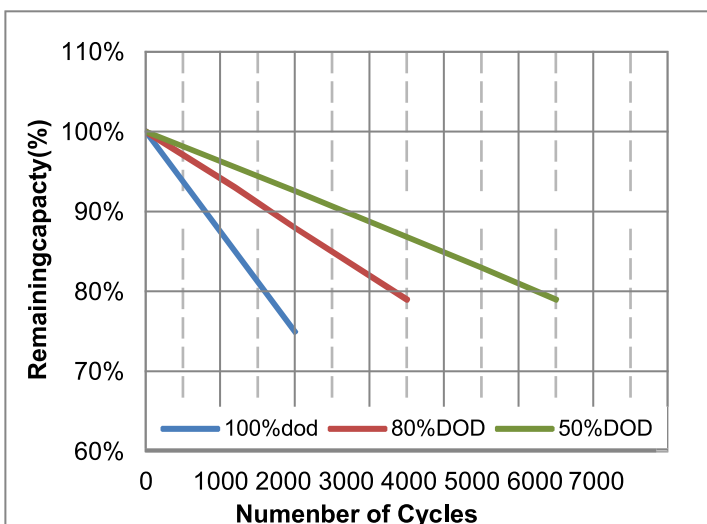
- ◆ UPS
- ◆ Solar & Wind power system
- ◆ Golf Cart
- ◆ Electric vehicle, E-bike, E-rickshaw e.g.
- ◆ Lighting



General Specifications

Electrical Characteristics	Nominal Voltage	12.8V
	Nominal Capacity	24Ah@0.2C
	Energy	307.2Wh
	Internal Resistance	60≤mΩ
	Cycle Life	>3000 Cycles @ 0.2C Charge/Discharge at 80%DOD, End of Life 60% Capacity.
	Months Self Discharge	≤3.5% per month at 25
Standard Charge	Charge Voltage	14.6±0.2V
	Charge Mode(CC/CV)	At 0°C~45°C temperature, charged to 14.6V at a constant current of 0.2C5A, and then, changed continuously with constant voltage of 14.6V until the current was not more than 0.02C5A.
	Charger Current	4.8A
	Max.Charge Current	12A
Standard Discharge	Discharge Current	4.8A
	Max. Continuous Current	40A
	Max.Pulse Current	100A(<3S)
	Discharge Cut-off Voltage	10.0V
Environmental	Charge Temperature	0°C to 45°C (32°F to 113°F) @ 60±25% Relative Humidity
	Discharge Temperature	-20°C to 60°C (-4°F to 140°F) @ 60±25% Relative Humidity
	Storage Temperature	0°C to 45°C (32°F to 113°F) @ 60±25% Relative Humidity
	Water Dust Resistance	IP55
Mechanical	Cell & Method	C34207 N4,4S1P
	Plastic Case	ABS
	Dimension(L*W*H*TH)	181*77*167*167mm
	Weight	Approx. 2.9Kg
	Terminal	M5

Lithium Iron Phosphate (LiFePO₄) Battery

DifferentRateDischargeCurve@25°C

Charge Characteristics@0.2C&0.5C,25°C

Different Temperature Discharge Curve @0.5C, 25°C

Charge Characteristics @0.2C&0.5C, 25°C

Different DOD Discharge Cycle Life Curve@0.5C, 25

Open circuit voltage VS SOC%
