



Main

Range of product	Telemecanique Safety light curtains XUSL
Product or component type	Safety thru-beam receiver photo-electric sensors
Device short name	XU2S
Product compatibility	XPSCM1144 XPSCM1144P
Output type	1 safety outputs OSSD PNP
[Sn] nominal sensing distance	8 m

Complementary

Detection system	Transmitter-receiver system
[Us] rated supply voltage	12...24 V DC (10...30 V) against reverse polarity
Current consumption	<= 35 mA no-load
Line of sight type	Along case axis
Electrical connection	1 male connector M12, 4 pins
Tightening torque	24 N.M fixing nut 2 N.m connector
Marking	CE
Material	Nickel plated brass: case PMMA (polymethyl methacrylate): lenses
Net weight	0.08 kg

Environment

Ambient air temperature for operation	-25...55 °C
Ambient air temperature for storage	-40...70 °C
IP degree of protection	IP67 conforming to EN/IEC 60529
Shock resistance	30 gn 3 axes : 3 times conforming to EN/IEC 60068-2-27
Vibration resistance	7 gn (f= 10...55 Hz) conforming to EN/IEC 60068-2-6

Packing Units

Unit Type of Package 1	PCE
Number of Units in Package 1	1
Package 1 Height	4.2 cm
Package 1 Width	6.6 cm
Package 1 Length	9.5 cm
Package 1 Weight	85.9 g

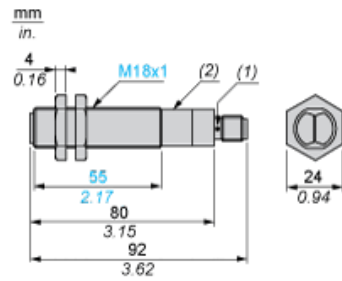
Offer Sustainability

Sustainable offer status	Green Premium product
Environmental Disclosure	Product Environmental Profile
Circularity Profile	End of Life Information
California proposition 65	WARNING: This product can expose you to chemicals including: Diisononyl phthalate (DINP), which is known to the State of California to cause cancer, and Di-isodecyl phthalate (DIDP), which is known to the State of California to cause birth defects or other reproductive harm. For more information go to www.P65Warnings.ca.gov
For all Reach Rohs enquiries contact us at	sustainability@tesensors.com

Contractual warranty

Warranty	18 months
----------	-----------

Dimensions

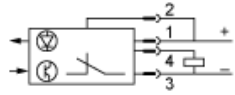


- (1) LED
- (2) Potentiometer

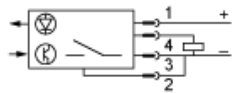
Wiring Schemes (3-wire DC)

Receiver

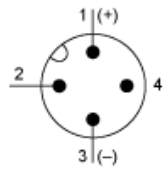
Light switching (no object present). PNP output



Dark switching (no object present). PNP output



Connector Pin View



- (1) (+)
- (2) Programming
- (3) (-)
- (4) Output

Connecting to a Safety Module

Discover XU2S18PP340D by

- Characteristics
- Dimensions Drawings
- Connections and Schema
- Performance Curves
- Download & Documents

Download & Documents 1 to 8 of 8

CAD			
Preventa - Photo-electric sensors - Thru beam, pair - Ref. XU2S18PP340D	SILENT	2015-07-21	(Se ▼)
Preventa - Photo-electric sensors - Thru beam, pair - Ref. XU2S18PP340D	SILENT	2009-10-23	(Se ▼)
Instruction sheet			
XU2S18... Cylindrical photo-electric sensor design 18	English	2015-07-21	pdf ▼
Product environmental			
XUB .. XU1 .. to XU9... Photoelectric Sensor, ProductEnvironmental profile	English	2012-03-19	pdf ▼
End of life manual			
XUB .. and XU1 .. to XU9... Photoelectric Sensors, ProductEnd-of-life Instructions	English	2012-02-20	pdf ▼
System user guide			
Connecting to a monitoring device XU2S	English	2015-06-08	pdf ▼
Catalog			
Safety light curtains Preventa XUSL	English	2015-05-18	pdf ▼
Image of product			
Security light curtain XU2S	SILENT	2015-07-21	(Se ▼)

①

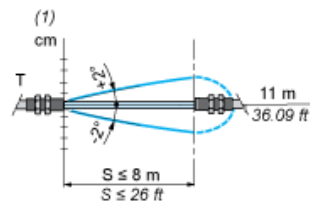
②

- 1 : Click on Download & Documents
- 2 : Click on System user guide

To have all connection schematics concerning our safety module, select "download and document" and download the file "Connecting to a monitoring device XU2S"

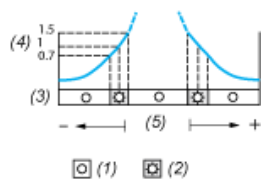
Curves

Infrared Detection Curve



(1) Ø of beam

Verification of Correct Operation



- (1) LED off
- (2) LED on
- (3) Red LED
- (4) Signal level
- (5) Optimum alignment