



SUNOVA SOLAR

Pv Tech|Expert.

Zosma™ S

400-415W


High Efficiency Half-Cell Mono PERC Module



EU-SOLAR

TIER

Listed by BNEF



Excellent low irradiance performance.



Better light trapping and current collection to improve module power output and reliability.



Industry leading lowest thermal co-efficient of power.



Optimized electrical design and lower operating current for reduced hot spot loss and better temperature coefficient.

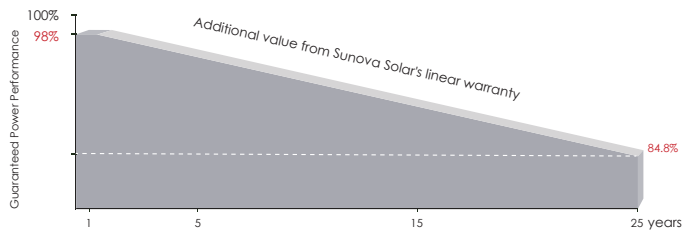


Certified to withstand: wind load (2400 Pa) and snow load (5400 Pa).



100% triple EL test enabling remarkable reduction of hidden crack rate of modules

LINEAR PERFORMANCE WARRANTY



25*

years
Product quality & process guarantee

25

years
Linear power guarantee

0.55%

Annual Degradation Over 25 years

COMPREHENSIVE CERTIFICATES



ISO 9001: Quality Management System


ISO 14001: Environmental Management System Standard

ISO 45001: International Occupational Health and Safety Assessment System Standard

SA 8000: 2014 Social Accountability Management System

* Different markets have different certification requirements. Also, the products are under rapid innovation. Please confirm the certification status with regional sales representatives.

PERFORMANCE INSURANCE



中国平安

PING AN P & C INSURANCE CO CN SZN

* 15 years **plus 10 years** extended production quality warranty **only for sales by EU-SOLAR**



EU-SOLAR

ELECTRIC CHARACTERISTICS

Model of modules	SS-400-54MDH		SS-405-54MDH		SS-410-54MDH		SS-415-54MDH	
	STC	NOCT	STC	NOCT	STC	NOCT	STC	NOCT
Maximum power — P_{mp} (W)	400	298	405	302	410	305	415	309
Open-circuit voltage — V_{oc} (V)	37.18	34.95	37.33	35.09	37.68	35.42	37.79	35.59
Short-circuit current — I_{sc} (A)	13.39	10.85	13.44	10.89	13.59	11.01	13.72	11.12
Maximum power voltage — V_{mp} (V)	31.42	29.22	31.55	29.35	31.84	29.61	31.94	29.72
Maximum power current — I_{mp} (A)	12.74	10.21	12.84	10.29	12.88	10.31	13.01	10.42
Module efficiency — η_m (%)	20.5%		20.7%		21.0%		21.3%	
Power tolerance (W)	(0,+5)							
Maximum system voltage (V)	1500							
Maximum rated fuse current (A)	25							
Current operating temperature (°C)	-40~+85 °C							

STC (Standard Testing Conditions): Irradiance 1000W/m², Cell Temperature 25 °C, Spectra at AM1.5

NOCT (Nominal Operating Cell Temperature): Irradiance 800W/m², Ambient Temperature 20°C, Spectra at AM1.5, Wind at 1m/s

STRUCTURAL CHARACTERISTICS

Module dimensions (L*W*H)	1722 x 1134 x 30 mm
Weight	21.5 kg
Number of cells	108 cells
Cell	PERC Monocrystalline 182x91 mm
Glass	Tempered, 3.2 mm AR, High transmittance, Low iron
Frame	Anodized aluminum alloy
Junction box	IP68, 3 diodes
Output wire	4.0 mm ² , wire length: 300mm/customized
Connector	MC4 Compatible
Mechanical load	Snow load: 5400 Pa / Wind load: 2400 Pa

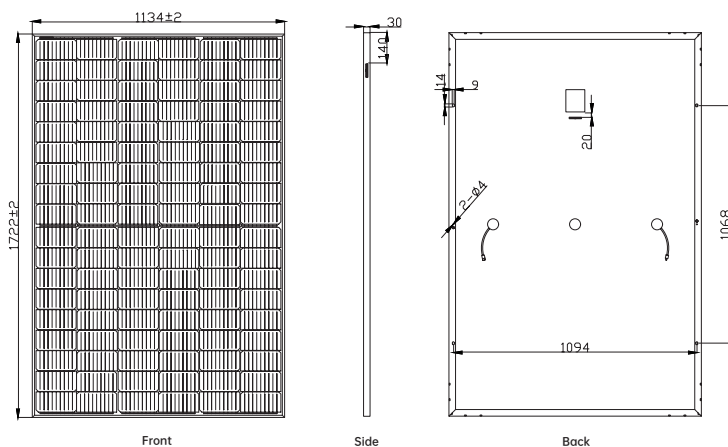
TEMPERATURE RATINGS

Temperature coefficient (P_{max})	-0.35 %/°C
Temperature coefficient (V_{oc})	-0.28 %/°C
Temperature coefficient (I_{sc})	+0.05 %/°C
Nominal operating cell temperature	43±2 °C

PACKAGING CONFIGURATION

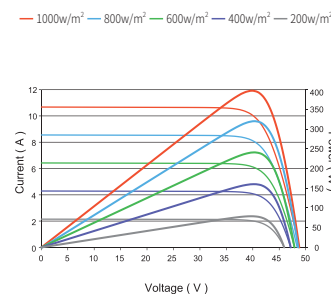
Container	40HQ
Quantity/pallet	36
Pallets/container	26
Quantity/container	936

MODULE DIMENSIONS (MM)



* The unmarked tolerance is ±1 mm
Length shown in mm

Current-Voltage & Power-Voltage Curves (400W)



Temperature Dependence of I_{sc} , V_{oc} , P_{max}

