

产品规格书

Specification

产品型号/ Model: PA60-24

产品描述/ Description: 输入 200~240V/输出 24V、2.5A /LED 灯箱电源

Input:200-240Vac, Output: 24Vdc, 2.5A, LED Driver

日期/ Date : _____

编制/ Prepared by: _____

审核/ Checked by: _____

批准/ Approved by: _____

文件状态: 草稿 正式发行

Issued Status: Draft Published

地址: 深圳市宝安区石岩街道石新社区宏发佳特利高新园 2 栋 2~5 楼

ADD : FL.2 to 5,Block 2, Hongfa Jiateli Hi-Tech Park, Shixin Community, Shiyan Town, Bao An District,
Shenzhen City, Guang Dong, China

产品规格书/Specification

产品名称:	LED 灯箱电源	产品用途/ Applications: 适用场合/ Applicable occasions: 室内适用/Indoor
Product Name:	LED Driver	
产品型号:	PA60-24	产品特点/Features: 1、高电压输入/ High voltage input. 2、工作温度范围广/Working temperature range $-25^{\circ}\text{C}\sim+60^{\circ}\text{C}$ (请参考“降额曲线”)。 3、具有过流、短路, 保护功能/ Have OCP、SCP protection function.
Model:		
		安装方式 Installation: 在对应孔位处打螺丝固定/ screws for fixing.
		产品质保/Warranty: 3 years. (非户外使用产品, 非恶劣条件下试用(高尘, 高湿, 高腐蚀))

1、产品参数/ Product Parameters:

输出特性 Output Characteristics	额定输出电压/ Rated Output Voltage	24V
	额定输出电流/ Rated Output Current	2.5A
	额定输出功率/ Rated Output Power	60W
	输出电压精度/ Output Voltage Accuracy	$\pm 5\%$ (22.8-25.2V)
	输出纹波&噪声/ Output Ripple & Noise	$\leq 360\text{mV}$
输入特性 Input Characteristics	输入电压范围/ Input Voltage Range	200VAC-240VAC
	输入频率范围/ Input Frequency Range	50~60HZ
	输入电流/ Input Current	$\leq 1.0\text{A}$ (200-240VAC)
	浪涌电流(冷启动)/Surge Current (cold start)	80A @230VAC
	电源效率/Power Efficiency	$\geq 84\%$
保护特性 Protective Characteristics	输出过流保护/ Over-Current Protection	<input checked="" type="checkbox"/> YES <input type="checkbox"/> NO
	输出短路保护/Short-Circuit Protection	<input checked="" type="checkbox"/> YES <input type="checkbox"/> NO
	过功率保护/ Over-power protection	<input checked="" type="checkbox"/> YES <input type="checkbox"/> NO
环境特性 Environmental Characteristics	工作温度/ Working Temperature	$-25^{\circ}\text{C}\sim+60^{\circ}\text{C}$ (请参考“降额曲线”)
	工作湿度/ Working Humidity	10%~95%RH
	存储温度/Storage Temperature	$\sim 35^{\circ}\text{C}\sim+65^{\circ}\text{C}$
	存储湿度/Storage Humidity	10%~95%RH
	防水等级/ IP Rating	NC

	防振特性/ Vibration	10~500Hz, 1.0mm, 15 minutes (for X、Y、Z each axis)	
	降额曲线:	<p>温度降额曲线</p>	
	介电强度(绝缘耐压)/ Dielectric Strength (Hi-Pot)	输入对输出/ I/P-O/P	1.5KVAC/ 10mA/ 3S
		输入对外壳/ I/P-Case	1.0KVAC/ 10mA/ 3S
	绝缘阻抗/Insulation Resistance	100MΩ / 500VDC/ 3S	
	接地电阻/ Grounding Resistance	≤0.5Ω	
其他特性 Other Characteristics	平均无故障时间/MTBF	40Khrs. MIL-HDBK-217F(25°C)	
	尺寸/Size	166*54.5*22mm(L*W*H)	
	重量/Weight	0.195 KG	

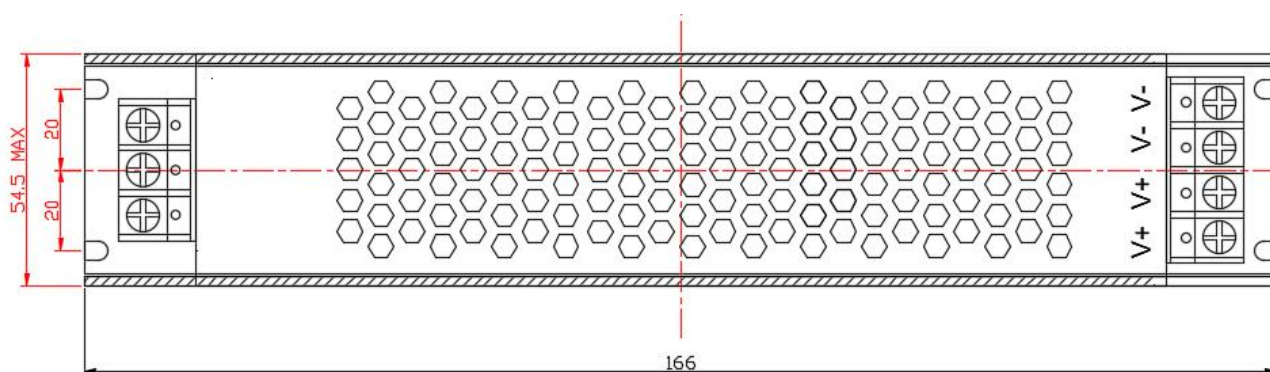
备注/Remarks:

① 测试环境温度为 25±2°C / Test environment temperature : 25 ± 2 °C ;

② 纹波和噪声测量方法: 终端要并联 “47uf 电解电容和 0.1uf 陶瓷电容”, 在 20MHZ 宽带下测量.

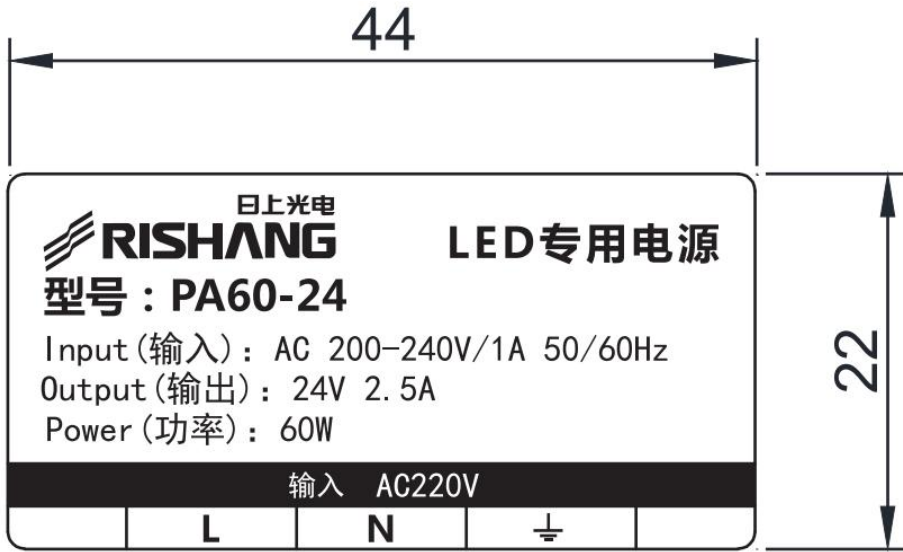
Ripple and noise measurement methods: terminal to parallel 47uF electrolytic capacity and 0.1uF ceramic capacity, in 20 MHZ Bandwidth measurement.

2、外形尺寸图/ Profile Drawing:

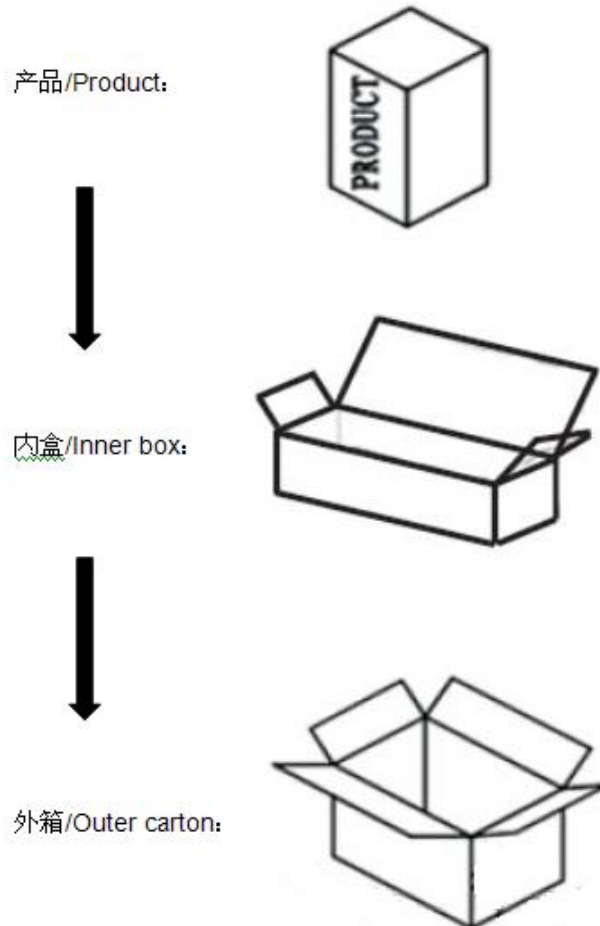


单位/Units:mm

3、铭牌示意图/Laybel Drawing:



4、包装示意图/ Packaging Diagram:



5、包装说明/ Packaging Information:

- 1、外箱尺寸/Outer Carton: 380*360*243mm 内包装盒/Inner packing box: 176*58*27mm
- 2、装箱数量(QTY)/ Quantity: 104PCS
- 3、净重 (NW) / Net Weight: ; 19.76kg
- 4、毛重 (GW) / Gross Weight: 20.5kg
- 5、上述包装数量和重量只针对图示包装方式，当为其它包装方式时包装数量和重量会存在差异，具体以实物为准。

The actual packed quantity and weight may subject to change without prior notice.

6、注意事项/ Note:

- 1、为了避免噪音，本系列电源采用无风扇设计，产品散热依靠外壳，在使用时，产品必须安装在具有辅助散热的金属底板或金属框架上；

In order to avoid noise, this series of power supplies adopts a fan-less design, and the product heat dissipation will rely on the case. When in use, the product must be installed on a metal plate or frame for better heat dissipation;

- 2、电源上方有较大面积的散热网孔，提升了产品散热效果，使用时，产品周围5cm范围内不可有覆盖物，以免影响散热和由于热堆积可能引燃覆盖物等隐患；

There is a large area of heat dissipation mesh on the top surface of the power supply, which improves the heat dissipation effect of the product. When in use, there should be no covering within 5cm around the product, so as not to affect the heat dissipation, or else it may cause a fire or bring other hidden dangers due to heat accumulation;

- 3、本系列电源应用负载不要超过额定功率的70%，建议按额定功率的60%来使用。

The application load of this series of power supplies should not exceed 70% of the rated power., and It is highly recommended to apply 60% of the rated power.

- 4、金属外壳电源，输入地线必须可靠与大地连接，不可悬空和接在零线上。

Please ensure that the ground wire is properly grounded and ensure it does not come into contact with the neutral wire.

- 5、请将电源安装在通风良好的地方，以保证环境温度适宜。

Please make the power supply installed in a well-ventilated place, to ensure that the environment temperature is appropriate.

- 6、多台电源并联接入同一点时，请特别注意电网电源线承载能力。

Do not overload the power supply with multiple appliances.

- 7、电源使用时，请勿触摸金属外壳表面，避免高温烫伤。

Please do not touch the metal shell surface to avoid high temperature scald.

- 8、安装时尽量避免在雷区、高压的区域。

Do not install in the minefield or high pressure area.

9、如果发生问题，请勿私自维修。如有疑问，请联系供应商。

Do not attempt to repair privately. Please contact the supplier if you have any questions.

7、温馨提示/ Tips:

1、使用电源时请专业人员安装，安装前请理解规格书各项指标电性参数，注意接线端接触面积，是否有效牢固连接。

To be installed by a certified electrician. Please read and follow the instructions carefully before installing.

Ensure all contact points are connected firmly.

2、请特别注意电源使用环境情况，进行定期检查维护是否有安全隐患。

Please pay attention to the using environment, and conduct regular check and maintenance to eliminate safety risks.