

Installation Instruction

Attentions:

1. Use the high quality socket, lamp will not work properly with bad connection.
2. Verify that the supply voltage is correct by referring to the information on the specification label.
3. Do not change any open holes in an enclosure of wiring or electrical components during the kit installation.
4. Turn off the power and unplug the fixture when you perform any maintenance.
5. Don't look at light source directly with naked eyes.
6. Don't touch the surface of the lamp with power on.
7. Avoid hitting, bending or causing mechanical stress to the fixture.
8. Don't cover or block any part of the fixture during operation.
9. 12" Clearance must be maintained from any combustible surface.
10. To ensure the optimal performance, the heat sink may require periodic cleaning, clean with compressed air or damp lint free cloth
11. Always providing a well ventilated environment where the ambient temperatures do not exceed 40°C (104 °F) regardless of whether the fixtures are in operation or off.
12. Excessive temperatures can inhibit performance and may cause damage or shorten the lifespan of the fixtures which will also void the warranty.
13. In case of affect the lifespan,please avoid to install the light in a save place which contain any heat source, hot steam or corrosive gas.
14. This LED fixture is intended for indoor or greenhouse use.
15. Please ensure installing the light in a place can load 10 times weight.

120W





Specification:

Product Model	YC-120 S301H Evo
Actual Power	120W
Input Voltage	AC100-277V 50-60Hz
Working Environment	-20-40°C, 45%~95%RH
Veg/Flower Coverage	3'X3' / 2'X2'
PAR (umol m-2s-l)	1433 @ 12"height
LED Lifespan	50,000hrs
Spectrum	Samsung lm301h Evo(3000k+5000k)+Far-red660nm+IR730nm+UV395nm
Function	0-10V Dimmable & UV IR separate control
Driver	150W Meanwell driver
Fans Dimension	/
Voltage for fans	/
Thermal Relay	/
Aluminum heatsink	10mm thickness
Product Size	325*195*70mm

Growing Tips: The rate of photosynthesis and transpiration are directly affected by temperature, humidity and airflow. The perfect temperature and humidity for your plants are found between 23.8°C-29.4°C and 50%-70% humidity, with plenty of airflow to replenish CO₂. PH is 6-6.5.You may add more micronutrients, as the plants would need more than normally needed.

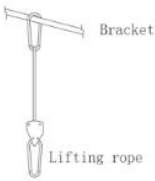
Warranty: The led grow light is guaranteed for a period of 1 year under normal use. The warranty includes parts for the light board and power supply. During the warranty period, we will provide free replacement for damaged parts caused by non-artificial reason. If whole fixture needs to be repaired,the customer should pay shipping fee to the repair center or the factory.

Introduction of Dimming and UV IR controller:

UV IR Switch		This UV IR can be turned ON/OFF during plant growth. UV IR need to be turned on at flowering stage; turn off during vegetative, seedling period.
Controller		ON/OFF switch for fans(the left) 0-10V Knob Dimming(the right)

Installation:

Step 1: Install the lifting rope on the bracket, as showed on the picture



Step 3: Hang the steel wire sling on the lift

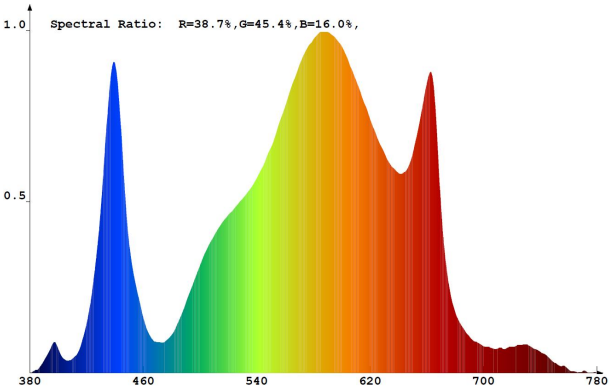
120W



Step 2: Lock screw and nut to the 4 corners of the radiator



Full Spectrum with UV395nm IR730nm added



The LED series features a perfect blend of both full-spectrum white LED diodes and red LED diodes. This results in the perfect spectrum for all phases of growth. The mix of white and red LEDs result in a relatively high ratio of bluish light. Blue light keeps your crop tight and compact in the vegetative stage and adds to optimal morphogenesis and light uptake by the plant.

Full-spectrum with UV395nm(purple light)& IR730nm(deep red light) added. IR730nm helps improve stem growth, as well as helps increase the number of flowers and fruits. and UV395 at a certain time can help to increase the THC and CBD, making the plants resistant to pathogens and pests. UV IR need to be turned on at flowering stage.

120W PPFD Map test in 600×600mm grow tent

Height:12" (30cm)	849.04		1213		955.31	Height:18" (46cm)	628		668.58		620.4	Height:24" (60cm)	483.3		530.38		475.57
	975.2	1282.8	1321.4	1215.6	1002.6		619.8	668.6	700.07	673.34	629.18		489.6	489.9	526.96	498.4	486.44
	996.06	1303.2	1433	1333.3	1072.6		649.3	681.9	713.21	694.37	633.8		499.2	519.9	528.22	517.18	491.85
	933.89	1195.6	1257.1	1206.7	925.68		579.6	670	687.02	673.85	593.8		470.6	510.45	513.91	512.76	473.12
	784.53		1109.8		811.2		556.4		632.82		568.77		449.6		498.17		458.12