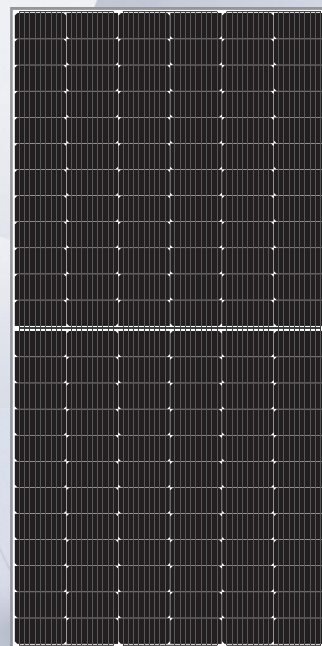


Mono Half Cut

Monofacial 540~555W

SN(540~555W)-144M **9BB** >

Mono MBB perc large size half cut module



KEY FEATURES



M10 wafer MBB half cut technology

Large-size cells increase the effective generation area, less current transfer distance & resistance, improve generation efficiency



High efficiency cells & high module yield guarantee

Adopt latest A grade high efficiency MBB cells, increase power generation & the rate of return on investment



Special cells strings array layout

Effectively reduce the working temperature & current, improve low-light generation and shadow performance



Optimized module size & weight

Excellent industry size compatibility, suitable for ultra power plant & commercial projects, effectively reducing LCOE & transportation costs



Stable generation capacity and power loss guarantee

0~+5W power output guarantee, 1st year power degradation $\leq 2\%$, 2nd year to 25th year power degradation $\leq 0.6\%$



Excellent environmental adaptability and anti-aging ability

Excellent anti-PID, sand-dust, salt-mist & ammonia resistance ability; 2400Pa wind load & 5400Pa snow load approved

CERTIFICATION

IEC61215 | IEC61730 | IEC 61701 | CE | INMETRO

ISO 9001

2015 Quality Management System

ISO 14001

2015 Environmental Management System

ISO45001

2018 Occupational Health and Safety Management System



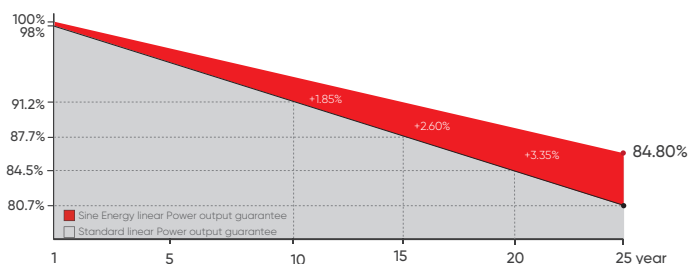
INDUSTRY LEADING WARRANTY

12 years

Guarantee on product material and workmanship

25 years

Linear power output warranty



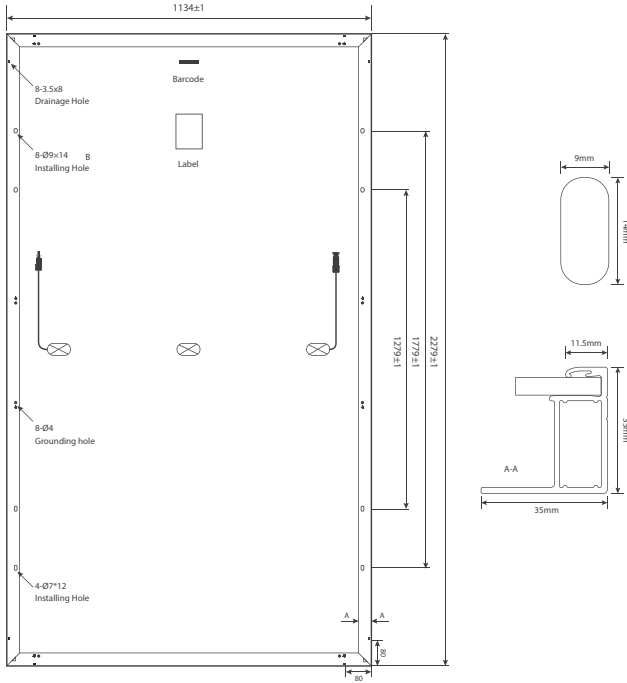
SN(540~555W)-144M

Weight
26.5kg

Number of Cells
144pcs(24×6)

Module Size
2279×1134×35mm

Packing
31pcs/pallet, 620pcs/40HQ



MECHANICAL SPECIFICATIONS

Solar Cell Type	182×91mm
Glass	3.2mm tempered, high transission ART coating
Back Sheet	White KPF
Frame	Silver Anodized Aluminium Alloy
Junction Box	IP68
No. of Diodes	3pcs
Output Cable	4.0mm ² 400/400mm (custmized available)
Connector	MC4 Compatible (MC4 Original optional)
Wind/Snow Load	2400pa/5400pa

TEMPERATURE COEFFICIENT

Nominal Operating Cell Temp(NOCT)	44±2 C
Temperature Coefficient of ISC	0.060% C
Temperature Coefficient of VOC	-0.30% C
Temperature Coefficient of Pmax	-0.39% C
Operational Temperature	-40~85 C
Maximum System Voltage	1500V DC(IEC)
Maximum Series Fuse Rating	25A

ELECTRICAL SPECIFICATION (STC)

	540W	545W	550W	555W
Maximum Power -Pmax(W)	540W	545W	550W	555W
Maximum Power Voltage-Vmp(V)	41.03V	41.18V	41.33V	41.48V
Maximum Power Current-Imp(A)	13.17A	13.23A	13.31A	13.38A
Open Circuit Voltage -Voc(V)	49.53V	49.68V	49.83V	49.98V
Short Circuit Current-Isc(A)	13.63A	13.71A	13.79A	13.87A
Module Efficiency(STC) -ηm(%)	20.89%	21.09%	21.28%	21.47%
Power output tolerance(W)	0~+5W			

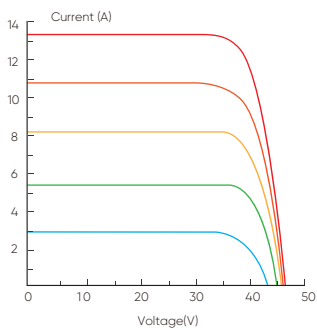
STC:Irradiance:1000W/m², Module Temperature:25°C,Air Mass:1.5

Electrical Specification (NOCT)

	404W	408W	391W	416W
Maximum Power -Pmax(W)	404W	408W	391W	416W
Maximum Power Voltage-Vmp(V)	37.79V	37.94V	38.09V	38.24V
Maximum Power Current-Imp(A)	10.70A	10.77A	10.84A	10.91A
Open Circuit Voltage -Voc(V)	45.56V	45.71V	45.86V	46.01V
Short Circuit Current-Isc(A)	11.37A	11.44A	11.52A	11.59A

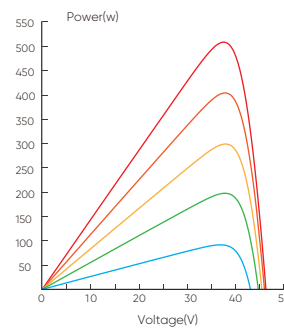
NOCT:Irradiance:800W/m², Ambient Temperature:20°C,Air Mass:1.5,Wind Speed:1m/s

I-V Curve



Current-Voltage Curve(545W)

- 1000W/m²
- 800W/m²
- 600W/m²
- 400W/m²
- 200W/m²



Power-Voltage Curve(545W)

- 1000W/m²
- 800W/m²
- 600W/m²
- 400W/m²
- 200W/m²