

# GP122000M8 12V 200 Ah



## Specification

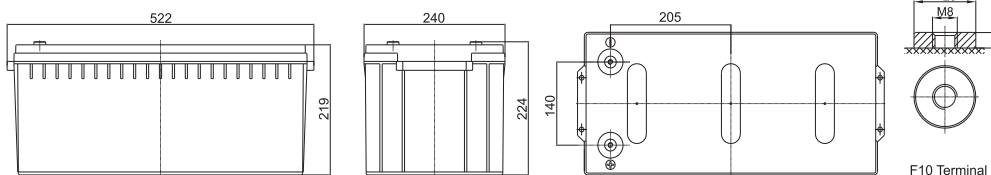


Cells Per Unit	6
Voltage Per Unit	12
Nominal Capacity	200Ah@10hour-rate to 1.80V per cell @25°C
Weight	Approx. 58.0 Kg (Tolerance ±3.0%)
Internal Resistance	Approx. 3.5 mΩ
Terminal	F16(M8)/F10(M8)
Max. Discharge Current	2000A (5 sec)
Short Circuit Current	3430A
Design Life	12 years (Float charging)
Max. Charging Current	60.0 A
Reference Capacity	C3 154.8AH C5 174.5AH C10 200.0AH C20 212.0AH
Standby Use Voltage	13.6 V~13.8 V @ 25°C Temperature Compensation: -3mV/°C/Cell
Cycle Use Voltage	14.6 V~14.8 V @ 25°C Temperature Compensation: -4mV/°C/Cell
Operating Temperature Range	Discharge: -20°C~60°C Charge: 0°C~50°C Storage: -20°C~60°C
Normal Operating Temperature Range	25°C ±5°C
Self Discharge	Valve Regulated Lead Acid (VRLA) batteries can be stored for up to 6 months at 25°C and then recharging is recommended. Monthly Self-discharge ratio is less than 3% at 25°C. Please charge batteries before using.
Container Material	A.B.S. UL94-HB, UL94-V0 Optional.

series is a general purpose battery with 12 years design life in float service. It meets with IEC, JIS, BS, GB/T and YD/T standards. With advanced AGM valve regulated technology and high purity raw material, the RA series battery maintains high consistency for better performance and reliable standby service life. It is suitable for UPS/EPS, Telecom, power grid, medical equipment, emergency light and security system applications.



## Dimensions



Length	522±2mm (20.6 inches)
Width	240±2mm (9.45 inches)
Height	219±2mm (8.62 inches)
Total Height	224±2mm (8.82 inches)
Terminal	Value
M5	6~7 N*m
M6	8~10 N*m
M8	10~12 N*m

Unit: mm

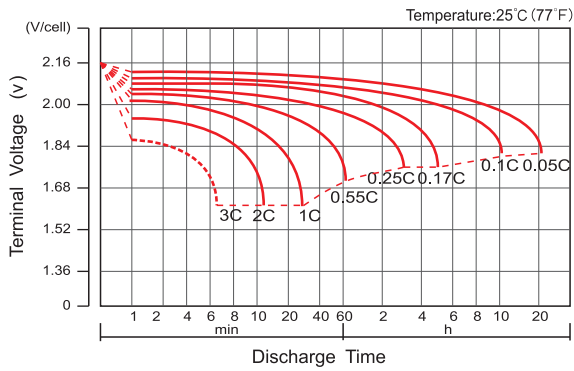
### Constant Current Discharge Characteristics : A (25°C)

F.V/Time	10MIN	15MIN	30MIN	1HR	2HR	3HR	4HR	5HR	8HR	10HR	20HR
1.60V	439.3	352.3	216.8	122.2	72.8	56.4	44.3	37.7	25.4	21.1	11.0
1.65V	415.1	336.8	208.2	118.0	70.5	54.7	43.1	36.8	25.1	20.8	10.9
1.70V	382.2	315.4	199.0	114.2	68.2	53.2	42.0	35.8	24.7	20.5	10.7
1.75V	349.8	293.5	190.2	110.0	65.8	51.6	40.9	34.9	24.3	20.3	10.6
1.80V	316.7	271.0	181.8	105.8	63.4	50.0	39.7	34.0	23.9	20.0	10.5
1.85V	258.8	224.9	156.5	94.9	58.1	46.2	36.9	31.7	22.5	18.8	10.0

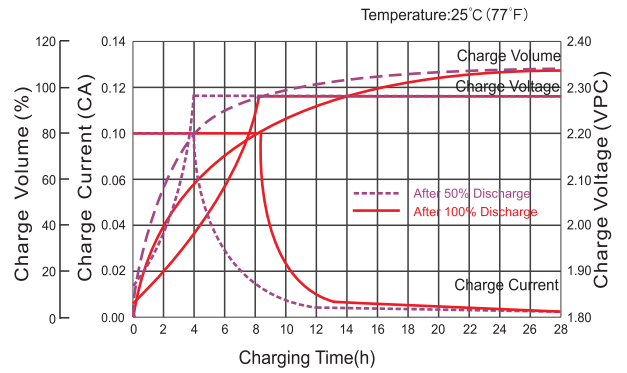
### Constant Power Discharge Characteristics : WPC (25°C)

F.V/Time	10MIN	15MIN	30MIN	1HR	2HR	3HR	4HR	5HR	8HR	10HR	20HR
1.60V	746.8	615.8	393.8	229.6	138.0	107.7	85.1	72.7	49.5	41.5	21.7
1.65V	719.3	597.5	382.1	223.0	134.2	104.9	83.1	71.1	49.1	41.0	21.4
1.70V	674.3	568.0	368.8	217.1	130.5	102.5	81.2	69.5	48.4	40.5	21.2
1.75V	628.4	536.2	356.2	210.5	126.5	99.8	79.4	68.0	47.8	40.0	21.0
1.80V	578.7	502.1	343.9	203.6	122.6	97.1	77.4	66.5	47.1	39.5	20.8
1.85V	481.4	422.6	299.1	183.7	113.0	90.2	72.2	62.2	44.4	37.3	19.7

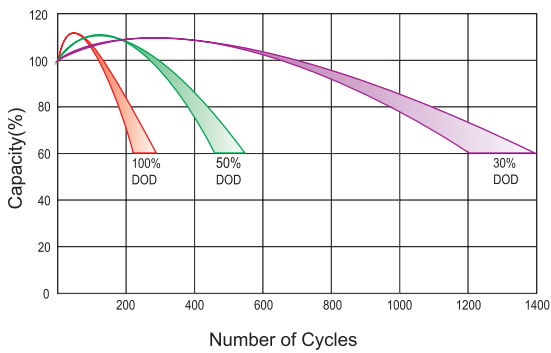
### Discharge Characteristics Curve



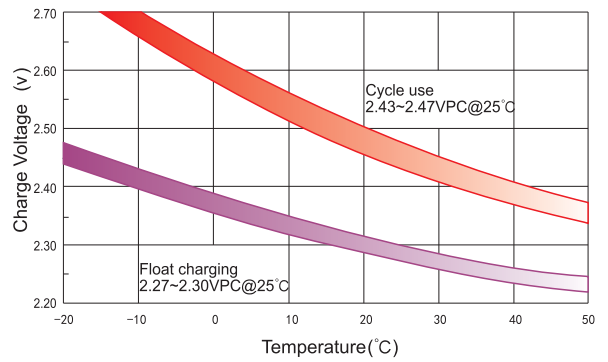
### Charge Characteristic Curve For Standby Use



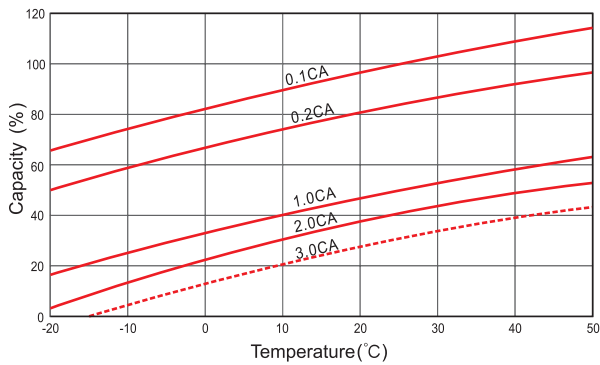
### Cycle Life In Relation To Depth Of Discharge



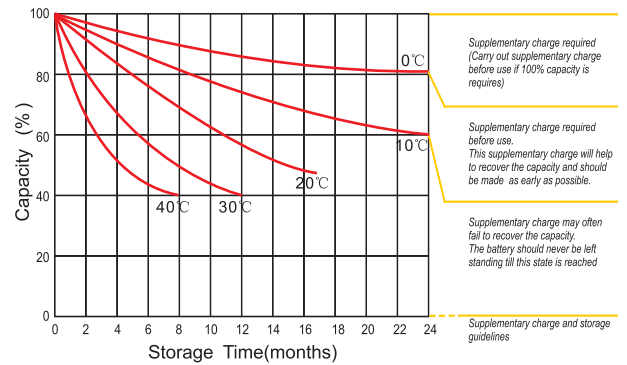
### Relationship Between Charging Voltage And Temperature



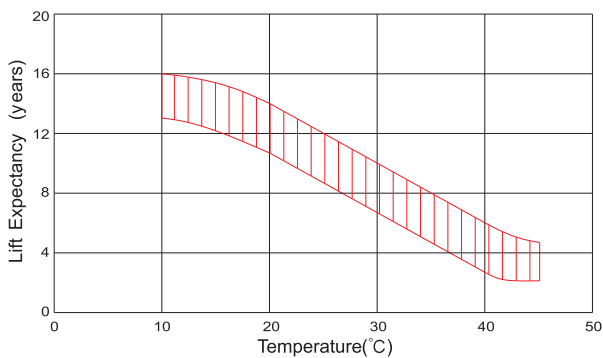
### Temperature Effects On Capacity



### Storage Characteristics



### Effect Of Temperature On Long Term Life



### Life Characteristics Of Standby Use

