



### Application

- \* Emergency Power System
- \* Communication equipment
- \* Telecommunication systems
- \* Uninterruptible power supplies
- \* Electric toy car and wheelchairs, etc.
- \* Power tools
- \* Alarm system
- \* Marine equipment
- \* Medical equipment
- \* Fire and Security System

### General Features

- \* Heavy Duty Grid
- \* Mechanized assembly
- \* Non-spillable construction
- \* High Reliability and Stability
- \* Sealed and Maintenance-free
- \* Long Life and low self-discharge design

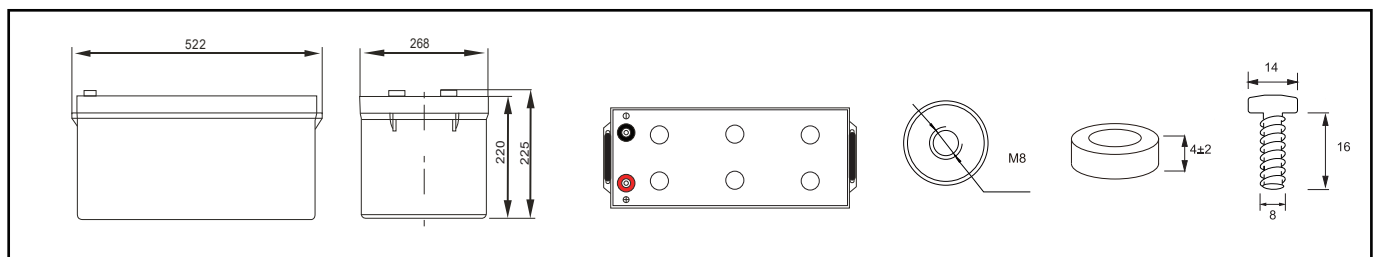
### Construction

- \* Positive ..... Lead dioxide
- \* Electrolyte ..... Sulfuric acid
- \* Separator ..... Fiber glass
- \* Container ..... ABS(UL94-HB) / Flame Retardant ABS (UL94-V0)
- \* Negative ..... Lead
- \* Safety Valve ..... EPDR
- \* Terminal ..... Copper

### Specification

Battery Model	Nominal Voltage		12V	
	Rated capacity (10 Hour rate)		250Ah	
	Cells Per battery		6	
Dimension	Length	Width	Height	Total Height
	522mm (20.55 inches)	268mm (10.55 inches)	220mm (8.66 inches)	225mm (8.85 inches)
Approx Weight	63.8kg(140.65lbs) ± 3%			
Capacity @ 25°C (77°F)	10 hour rate(25A,10.5V)	5 hour rate(43.46A,10.5V)	3 hour rate(63.15A,10.8V)	1 hour rate(137.5A,9.6V)
	250Ah	217.3Ah	189.45Ah	137.5Ah
Max.discharge current	2000A (5 Sec.)			
Internal Resistance	Full charged at 25°C (77°F) : Approx 2.3mΩ			
Capacity affected by Temp.(10 HR)	40°C (104°F)	25°C (77°F)	0°C (32°F)	-15°C (5°F)
	102%	100%	85%	65%
Self Discharge @25°C (77°F)	After 3 months storage		After 6 months storage	After 12 months storage
	91%		82%	64%
Charge method @25°C (77°F)	Cycle Use		Float Use	
	14.40-14.70V (Initial charging current less than 75A)		13.50-13.80V	

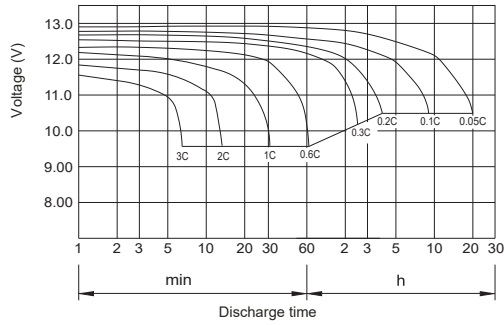
### Outer dimension (mm)



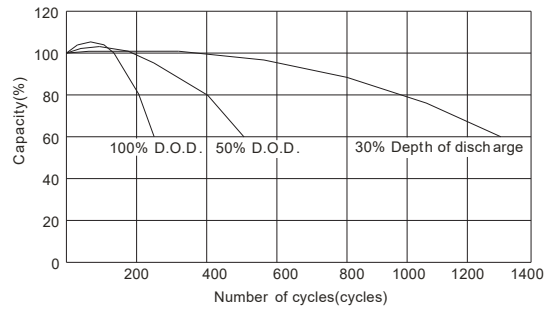
### Terminal Type (mm)

Constant Current(Amp) and Constant Power(Watt) Discharge Table at 25°C (77°F)										
F.V/time	15MIN	30MIN	60MIN	90MIN	2HR	3HR	5HR	8HR	10HR	20HR
1. 60V	412.500	250.000	137.500	100.634	90.409	64.401	43.950	31.855	25.941	13.912
	796.125	498.000	274.313	200.936	180.892	128.855	87.937	63.736	51.903	27.836
1. 67V	391.071	244.658	136.504	99.638	89.958	64.063	43.708	31.586	25.538	13.216
	755.357	487.604	272.343	198.996	180.142	128.411	87.610	63.330	51.203	26.499
1. 70V	381.429	242.521	135.507	99.538	89.733	63.901	43.697	31.270	25.216	12.864
	737.301	483.360	270.682	198.877	179.767	128.121	87.612	62.727	50.582	25.806
1. 75V	365.357	238.248	133.514	98.243	89.170	63.500	43.466	31.183	25.000	12.660
	706.966	475.189	267.361	196.486	178.608	127.381	87.192	62.599	50.188	25.415
1. 80V	350.357	232.906	132.518	97.545	88.607	63.162	43.345	30.914	24.597	12.243
	678.992	464.744	265.700	195.578	177.515	126.767	86.993	62.106	49.415	24.595
1. 85V	332.143	226.496	130.525	96.449	87.819	62.599	43.103	30.511	24.194	11.825
	644.357	452.279	262.095	193.863	176.014	125.762	86.593	61.357	48.653	23.781

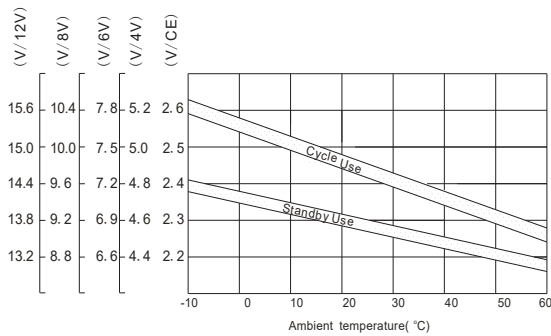
### Discharge characteristic Curve



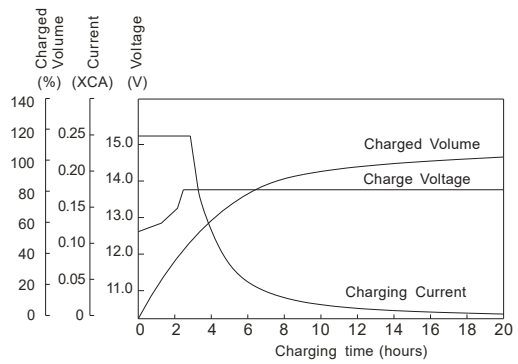
### Cycle service life in relation to depth of discharge



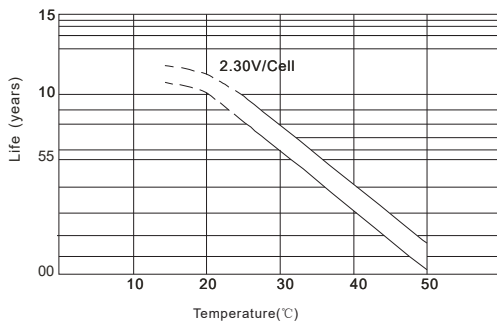
### Relationship between charging voltage and temperature



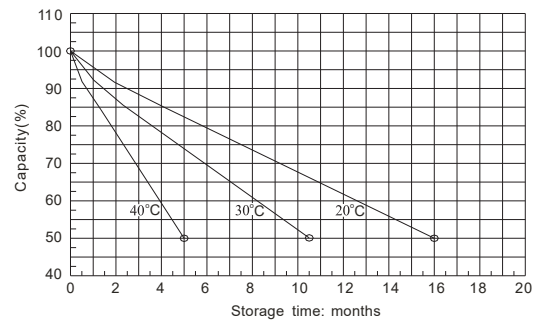
### Constant voltage charging characteristic (0.25CA, at 25°C)



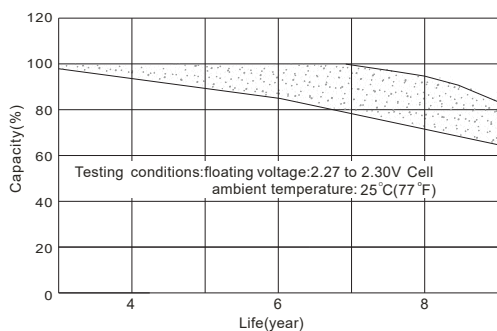
### Temperature effects on float life



### Self-discharge characteristic



### Life characteristics of standby use



### Charge characteristic Curve for standby use

