

LED TUBE-60

<https://horozelectric.com.ua>
+38 (096) 8312125

Product&Family Code:

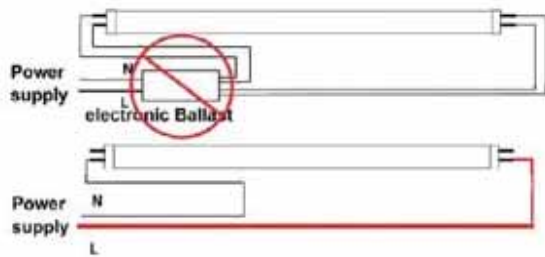
002 001 0009



Technical Data

Voltage (V)	220-240V
Product Wattage (W)	9
Equivalence with incandescent lamp(W)	72
Colour Render Index (Ra)	>Ra80
Colour Temperature (K)	6400K
Materials	Glass
Dimmable	No
EEL	A to A++
Warm-up time up to 60 % of the full light output	Instant Full Light
Luminous Flux (lm)	650
Luminous Efficacy (lm/W)	72
Rated Life (hrs) ⌚	25.000
Power Factor	>0.9
Beam Angle	185°
Number of ON-OFF cycling	x15.000

Connection Diagram

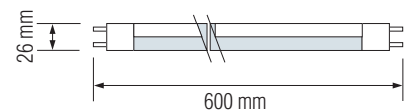









Applications

- Office, hospitality, industrial, car park.

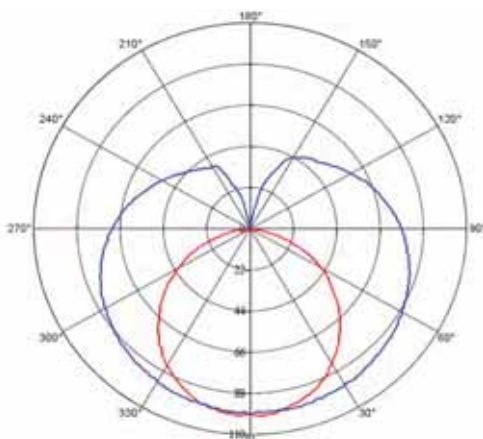


Technical Drawing



	15.000X ON / OFF	NO UV / IR	mA 60	PF >0.9 Power Factor
%85 ENERGY Saving	 25000h Lifetime	 0,0mg	 Optimally	Warm Up %60 < 0.5 sc.
 Start Up Time <0.5	 185°	 -10°C 40°C	Ra >80	

Photometric Diagram



☐ C0 Plane beam angle(50%) ☐ C90 Plane beam angle(50%)
C0 Plane beam angle(50%):108.2(DEG) C90 Plane beam angle(50%):258.4(DEG)

Features

- High Lumen and CRI, Good quality & Constant Current driver.
- High heat dissipation, low carbon and environmental protection.
- SMD LED Lamp Base
- Very low energy consumption

