



**Come ordinare**

**How to order**

Esempio per l'ordine  
 Ordering example

Codice ordine / Order code					
RD2	31TN	0	3614	0	L1500
1	2	3	4	5	6

1 Tubo / Hose type

2 Tipo raccordo / Fitting type

3 Curvatura del raccordo  
 Elbow fitting angle

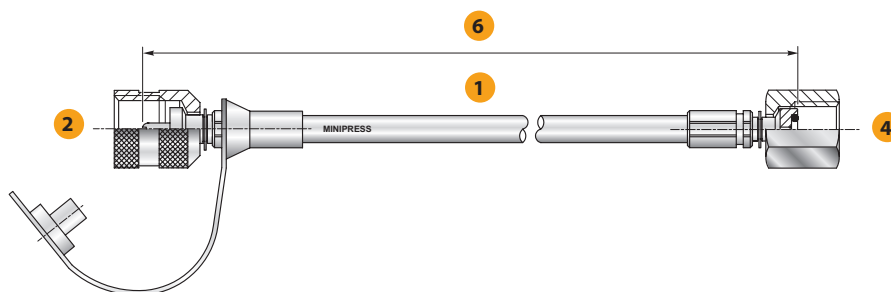


4 Tipo raccordo / Fitting type

5 Curvatura del raccordo  
 Elbow fitting angle



6 Lung. tubo / Hose length



**Normativa di riferimento**

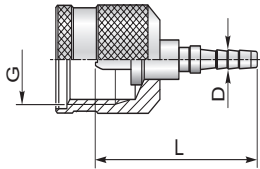
**Reference regulations**

Riferimento tubo / Hose code				
RD2 - RD3 - RD4				
Adatto per passaggio di oli minerali, oli idraulici tipo ASTM 3, benzine. resistenza chimica all'olio per freni (tipo DOT 4) For mineral and hydraulic oil. type ASTM 3. fuel. brake sy-stems oil (type DOT 4)				
		RD2	RD3	RD4
Diam esterno Outside diameter	[mm]	5	6	8
<b>Diametro interno</b> <b>Inside diameter</b>	[mm]	2	3	4
Pressione max. di lavoro Max. working pressure	[bar]	630	630	500
Pressione minima di scoppio Min. Bursting pressure	[bar]	1890	1890	1500
Raggio minimo Min. Bending radius	[mm]	20	25	35
Temperature di esercizio Working temperature	°C	-40...+100	-40...+100	-40...+100
Materiale anima Core material	Poliestere termoplastico Thermoplastic polyester			
Materiale treccia Braid material	Fibra aramidica Aramidic fibre "kevlar"			
Ricopertura est. Cover material	Poliuretano antiabrasione Antiabrasion polyurethane			



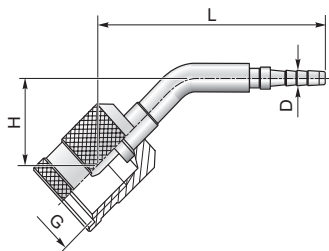
Raccordo connessione avvitabile per miniprese

Test coupling threaded female fitting



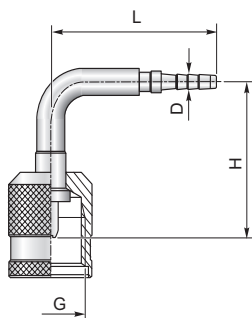
Tubo / Hose	G	L	PN [bar]	D	Codice/Ref.
<b>RD2</b>	M16x2	32.5	630	2.3	31TTN000
	M16x2	32.5	630	2.3	31TNAI00
	M16x1.5	32.5	630	2.3	31TTS000
	M12.65x1.5	32.5	400	2.3	31S12000
<b>RD3</b>	M16x2	32.5	630	3.0	31TTN003
	M16x1.5	32.5	630	3.0	31TTS003
	M12.65x1.5	32.5	400	3.0	31S12003
<b>RD4</b>	M16x2	36.5	630	4.2	31TTN004
	M16x1.5	36.5	630	4.2	31TTS004
	M12.65x1.5	36.5	400	4.2	31S12004

INOX / Stainless steel



45°

Tubo / Hose	G	L	H	PN [bar]	D	Codice/Ref.
<b>RD2</b>	M16x2	48	18.5	630	2.3	31TTN040
	M16x1.5	48	18.5	630	2.3	31TTS040
	M12.65x1.5	48	19	400	2.3	31S12040
<b>RD3</b>	M16x2	48	18.5	630	3.0	31TTN043
	M16x1.5	48	18.5	630	3.0	31TTS043
<b>RD4</b>	M12.65x1.5	48	19	400	2.3	31S12043
	M16x2	53	18.5	630	4.2	31TTN044
	M16x1.5	53	18.5	630	4.2	31TTS044
	M12.65x1.5	53	19	400	4.2	31S12044



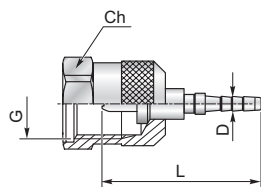
90°

Tubo / Hose	G	L	H	PN [bar]	D	Codice/Ref.
<b>RD2</b>	M16x2	34.5	31.0	630	2.3	31TTN090
	M16x1.5	34.5	31.0	630	2.3	31TTS090
	M12.65x1.5	34	31.5	400	2.3	31S12090
<b>RD3</b>	M16x2	34.5	31.0	630	3.0	31TTN093
	M16x1.5	34.5	31.0	630	3.0	31TTS093
	M12.65x1.5	34	31.5	400	3.0	31S12093
<b>RD4</b>	M16x2	39.5	31.0	630	4.2	31TTN094
	M16x1.5	39.5	31.0	630	4.2	31TTS094
	M12.65x1.5	39	31.5	400	4.2	31S12094



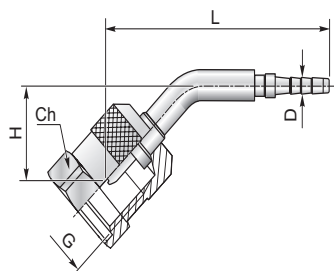
**Raccordo connessione avvitabile per miniprese con dado esagonale**

**Test coupling threaded female fitting with hexagonal nut**

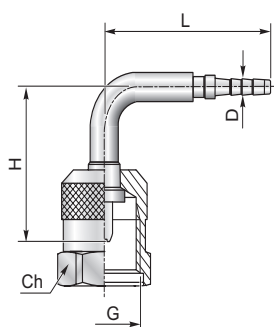


Tubo / Hose	G	L	Ch	PN [bar]	D	Codice/Ref.
RD2	M16x2	32.5	19	630	2.3	31TTN600
	M16x2	32.5	19	630	2.3	31TSAI00
RD3	M16x1.5	32.5	19	630	2.3	31TTS600
	M16x2	32.5	19	630	3.0	31TTN603
RD4	M16x1.5	32.5	19	630	3.0	31TTS603
	M16x2	36.5	19	630	4.2	31TTN604
	M16x1.5	36.5	19	630	4.2	31TTS604

INOX / Stainless steel



45°							
Tubo / Hose	G	L	H	Ch	PN [bar]	D	Codice/Ref.
RD2	M16x2	48	18.5	19	630	2.3	31TTN640
	M16x1.5	48	18.5	19	630	2.3	31TTS640
RD3	M16x2	48	18.5	19	630	3.0	31TTN643
	M16x1.5	48	18.5	19	630	3.0	31TTS643
RD4	M16x2	53	18.5	19	630	4.2	31TTN644
	M16x1.5	53	18.5	19	630	4.2	31TTS644

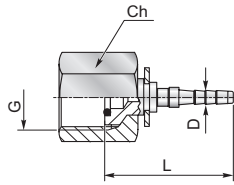


90°						
Tubo / Hose	G	L	H	PN [bar]	D	Codice/Ref.
RD2	M16x2	34.5	31	630	2.3	31TTN690
	M16x1.5	34.5	31	630	2.3	31TTS690
RD3	M16x2	34.5	31	630	3.0	31TTN693
	M16x1.5	34.5	31	630	3.0	31TTS693
RD4	M16x2	39.5	31	630	4.2	31TTN694
	M16x1.5	39.5	31	630	4.2	31TTS694



Raccordo connessione avvitabile per manometro

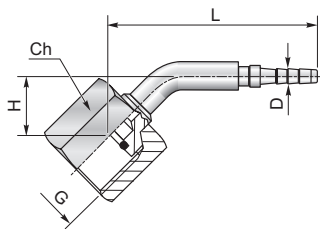
Gauges threaded fitting



Tubo / Hose	G	L	Ch	PN [bar]	D	Codice/Ref.
RD2	G 1/4	26.5	17	630	2.3	36140000
	G 1/4	26.5	17	630	2.3	3614AI00
	G 1/2	31.5	27	630	2.3	36120000
RD3	M20X1.5	31.5	27	630	2.3	36M2OR00
	G 1/4	26.5	17	630	3.0	3614OR03
	G 1/2	31.5	27	630	3.0	3612OR03
RD4	M20X1.5	31.5	27	630	3.0	36M2OR03
	G 1/4	29.5	17	630	4.2	3614OR04
	G 1/2	36.5	27	630	4.2	3612OR04
	M20X1.5	36.5	27	630	4.2	36M2OR04

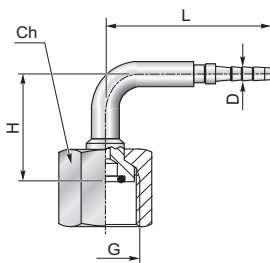
INOX / Stainless steel

45°



Tubo / Hose	G	H	L	Ch	PN [bar]	D	Codice/Ref.
RD2	G 1/4	14.0	47.0	17	630	2.3	36140040
	G 1/2	21.0	54.5	27	630	2.3	36120040
	M20X1.5	21.0	54.5	27	630	2.3	36M2OR40
RD3	G 1/4	14.0	47.0	17	630	3.0	3614OR43
	G 1/2	21.0	54.5	27	630	3.0	3612OR43
	M20X1.5	21.0	54.5	27	630	3.0	36M2OR43
RD4	G 1/4	14.0	52.0	17	630	4.2	3614OR44
	G 1/2	21.0	59.5	27	630	4.2	3612OR44
	M20X1.5	21.0	59.5	27	630	4.2	36M2OR44

90°

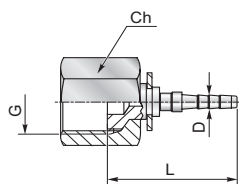


Tubo / Hose	G	H	L	Ch	PN [bar]	D	Codice/Ref.
RD2	G 1/4	25.0	38.0	17	630	2.3	36140090
	G 1/2	37.5	41.5	27	630	2.3	36120090
	M20X1.5	37.5	41.5	27	630	2.3	36M2OR90
RD3	G 1/4	25.0	38.0	17	630	3.0	3614OR93
	G 1/2	37.5	41.5	27	630	3.0	3612OR93
	M20X1.5	37.5	41.5	27	630	3.0	36M2OR93
RD4	G 1/4	25.0	43.0	17	630	4.2	3614OR94
	G 1/2	37.5	46.5	27	630	4.2	3612OR94
	M20X1.5	37.5	46.5	27	630	4.2	36M2OR94

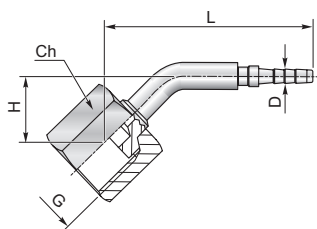


**Raccordo connessione avvitabile per manometro**

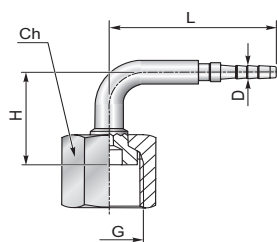
**Gauges threaded fitting**



Tubo / Hose	G	L	Ch	PN [bar]	D	Codice/Ref.
<b>RD2</b>	G 1/4	26.5	17	400	2.3	<b>3614CR00</b>
	G 1/2	31.5	27	400	2.3	<b>3612CR00</b>
	M20X1.5	31.5	27	400	2.3	<b>36M2CR00</b>
<b>RD3</b>	G 1/4	26.5	17	400	3.0	<b>3614CR03</b>
	G 1/2	31.5	27	400	3.0	<b>3612CR03</b>
	M20X1.5	31.5	27	400	3.0	<b>36M2CR03</b>
<b>RD4</b>	G 1/4	29.5	17	400	4.2	<b>3614CR04</b>
	G 1/2	36.5	27	400	4.2	<b>3612CR04</b>
	M20X1.5	36.5	27	400	4.2	<b>36M2CR04</b>



<b>45°</b>							
Tubo / Hose	G	H	L	Ch	PN [bar]	D	Codice/Ref.
<b>RD2</b>	G 1/4	14	47	17	400	2.3	<b>3614CR40</b>
	G 1/2	21	54.5	27	400	2.3	<b>3612CR40</b>
	M20X1.5	21	54.5	27	400	2.3	<b>36M2CR40</b>
<b>RD3</b>	G 1/4	14	47	17	400	3.0	<b>3614CR43</b>
	G 1/2	21	54.5	27	400	3.0	<b>3612CR43</b>
	M20X1.5	21	54.5	27	400	3.0	<b>36M2CR43</b>
<b>RD4</b>	G 1/4	14	52	17	400	4.2	<b>3614CR44</b>
	G 1/2	21	59.5	27	400	4.2	<b>3612CR44</b>
	M20X1.5	21	59.5	27	400	4.2	<b>36M2CR44</b>

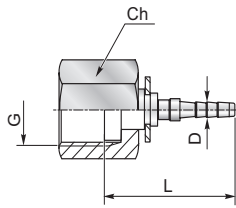


<b>90°</b>							
Tubo / Hose	G	H	L	Ch	PN [bar]	D	Codice/Ref.
<b>RD2</b>	G 1/4	25	38	17	400	2.3	<b>3614CR90</b>
	G 1/2	37.5	41.5	27	400	2.3	<b>3612CR90</b>
	M20X1.5	37.5	41.5	27	400	2.3	<b>36M2CR90</b>
<b>RD3</b>	G 1/4	25	38	17	400	3.0	<b>3614CR93</b>
	G 1/2	37.5	41.5	27	400	3.0	<b>3612CR93</b>
	M20X1.5	37.5	41.5	27	400	3.0	<b>36M2CR93</b>
<b>RD4</b>	G 1/4	25	43	17	400	4.2	<b>3614CR94</b>
	G 1/2	37.5	46.5	27	400	4.2	<b>3612CR94</b>
	M20X1.5	37.5	46.5	27	400	4.2	<b>36M2CR94</b>

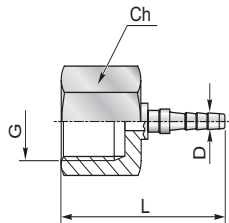


Raccordo connessione avvitabile per manometro

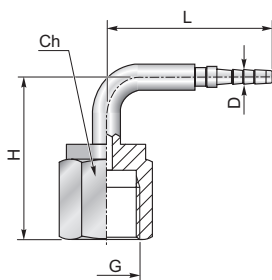
Gauges threaded fitting



Tubo / Hose	G	L	Ch	PN [bar]	D	Codice/Ref.
RD2	G 1/8	2.3	—	—	2.3	4918DF00
	G 1/4	2.3	—	—	2.3	4914DF00
RD3	G 1/8	3.0	—	—	3.0	4918DF03
	G 1/4	3.0	—	—	3.0	4914DF03
RD4	G 1/8	4.2	—	—	4.2	4918DF04
	G 1/4	4.2	—	—	4.2	4914DF04



Tubo / Hose	G	L	Ch	PN [bar]	D	Codice/Ref.
RD2	1/4-18 NPTF	37	19	630	2.3	37140000
RD3	1/4-18 NPTF	37	19	630	3.0	37140003
RD4	1/4-18 NPTF	42	19	630	4.2	37140004



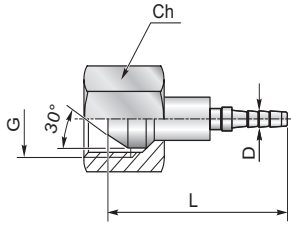
90°

Tubo / Hose	G	H	L	Ch	PN [bar]	D	Codice/Ref.
RD2	1/4-18 NPTF	38.5	31	19	630	2.3	37140090
RD3	1/4-18 NPTF	38.5	31	19	630	3.0	37140093
RD4	1/4-18 NPTF	38.5	36	19	630	4.2	37140094



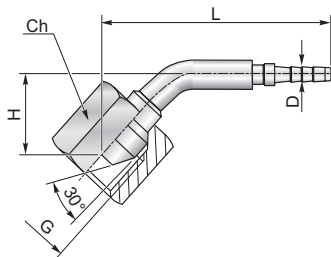
**Raccordo femmina girevole connessione cono 60° tipo DKR**

*Swivel female fitting 60° cone connection type DKR*

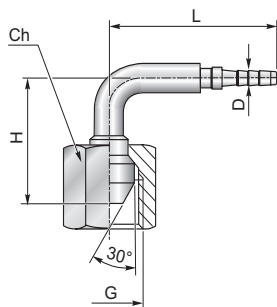


Tubo / Hose	G	L	Ch	D	Codice/Ref.
<b>RD2</b>	G 1/8	27.5	14	2.3	<b>38180000</b>
	G 1/4	29	17	2.3	<b>38140000</b>
	G 1/4	29	17	2.3	<b>3814Al00</b>
<b>RD3</b>	G 1/8	27	14	3.3	<b>38180003</b>
	G 1/4	29	17	3.3	<b>38140003</b>
<b>RD4</b>	G 1/8	31	14	4.3	<b>38180004</b>
	G 1/4	32.5	17	4.3	<b>38180004</b>

INOX / Stainless steel



<b>45°</b>						
Tubo / Hose	G	H	L	Ch	D	Codice/Ref.
<b>RD2</b>	G 1/8	15	44.5	14	2.3	<b>38180040</b>
	G 1/4	16	47.5	17	2.3	<b>38140040</b>
<b>RD3</b>	G 1/8	15	44.5	14	3.3	<b>38180043</b>
	G 1/4	16	47.5	17	3.3	<b>38140043</b>
<b>RD4</b>	G 1/8	15	49.5	14	4.3	<b>38180044</b>
	G 1/4	16	52.5	17	4.3	<b>38140044</b>

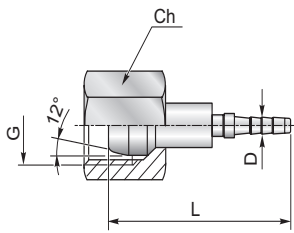


<b>90°</b>						
Tubo / Hose	G	H	L	Ch	D	Codice/Ref.
<b>RD2</b>	G 1/8	26	34	14	2.3	<b>38180090</b>
	G 1/4	27.5	36.5	17	2.3	<b>38140090</b>
<b>RD3</b>	G 1/8	26	34	14	3.3	<b>38180093</b>
	G 1/4	27.5	36.5	17	3.3	<b>38140093</b>
<b>RD4</b>	G 1/8	26	39	14	4.3	<b>38180094</b>
	G 1/4	27.5	41.5	17	4.3	<b>38140094</b>

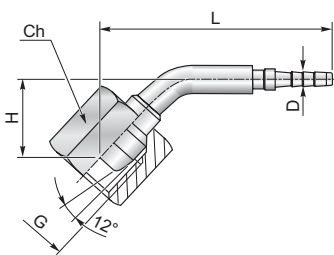


**Raccordo femmina girevole connessione cono 24° tipo DKL**

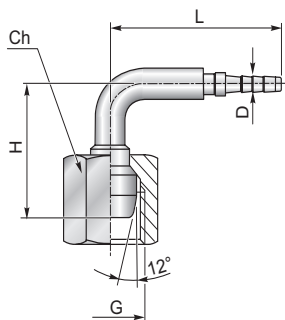
*Swivel female fitting 24° cone connection type DKL*



Tubo / Hose	Ø	G	L	Ch	D	Codice/Ref.
RD2	6	M12x1.5	—	14	2.3	45R00000
	8	M14x1.5	—	17	2.3	45R20000
	10	M16x1.5	—	19	2.3	45R50000
RD3	6	M12x1.5	—	14	3.3	45R00003
	8	M14x1.5	—	17	3.3	45R20003
	10	M16x1.5	—	19	3.3	45R50003
RD4	6	M12x1.5	—	14	4.3	45R00004
	8	M14x1.5	—	17	4.3	45R20004
	10	M16x1.5	—	19	4.3	45R50003



45°							
Tubo / Hose	Ø	G	H	L	Ch	D	Codice/Ref.
RD2	6	M12x1.5	—	—	14	2.3	45R00040
	8	M14x1.5	—	—	17	2.3	45R20040
	10	M16x1.5	—	—	19	2.3	45R50040
RD3	6	M12x1.5	—	—	14	3.3	45R00043
	8	M14x1.5	—	—	17	3.3	45R20043
	10	M16x1.5	—	—	19	3.3	45R50043
RD4	6	M12x1.5	—	—	14	4.3	45R00044
	8	M14x1.5	—	—	17	4.3	45R20044
	10	M16x1.5	—	—	19	4.3	45R50043



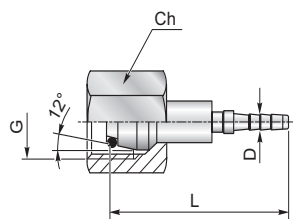
90°							
Tubo / Hose	Ø	G	H	L	Ch	D	Codice/Ref.
RD2	6	M12x1.5	—	—	14	2.3	45R00090
	8	M14x1.5	—	—	17	2.3	45R20090
	10	M16x1.5	—	—	19	2.3	45R50090
RD3	6	M12x1.5	—	—	14	3.3	45R00093
	8	M14x1.5	—	—	17	3.3	45R20093
	10	M16x1.5	—	—	19	3.3	45R50093
RD4	6	M12x1.5	—	—	14	4.3	45R00094
	8	M14x1.5	—	—	17	4.3	45R20094
	10	M16x1.5	—	—	19	4.3	45R50093



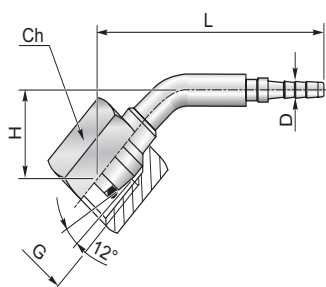


**Raccordo femmina girevole connessione cono 24° tipo DKOL**

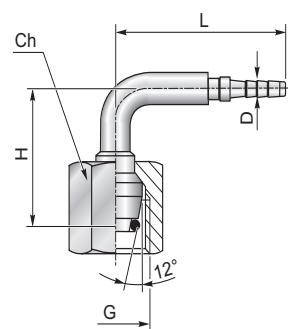
Swivel female fitting 24° cone connection type DKOL



Tubo / Hose	Ø	G	L	Ch	D	Codice/Ref.
RD2	6	M12x1.5	35	14	2.3	35R00000
	8	M14x1.5	35	17	2.3	35R20000
	10	M16x1.5	36.5	19	2.3	35R50000
	12	M18x1.5	37.5	22	2.3	35R60000
RD3	6	M12x1.5	35	14	3.3	35R00003
	8	M14x1.5	35	17	3.3	35R20003
	10	M16x1.5	36.5	19	3.3	35R50003
RD4	6	M12x1.5	36	14	4.3	35R00004
	8	M14x1.5	36	17	4.3	35R20004
	10	M16x1.5	41.5	19	4.3	35R50003
	12	M18x1.5	42.5	22	4.3	35R60004



45°							
Tubo / Hose	Ø	G	H	L	Ch	D	Codice/Ref.
RD2	6	M12x1.5	19.5	53.5	14	2.3	35R00040
	8	M14x1.5	19	51	17	2.3	35R20040
	10	M16x1.5	22.5	56	19	2.3	35R50040
RD3	12	M12x1.5	19.5	53.5	14	3.3	35R00043
	6	M14x1.5	19	51	17	3.3	35R20043
RD4	8	M16x1.5	22.5	56	19	3.3	35R50043
	10	M12x1.5	19.5	58.5	14	4.3	35R00044
	6	M14x1.5	19	56	17	4.3	35R20044
	8	M16x1.5	22.5	61	19	4.3	35R50043
	10	M18x1.5	—	—	22	4.3	35R60044

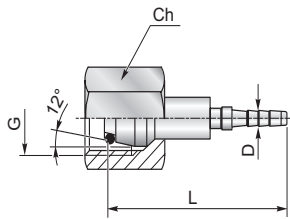


90°							
Tubo / Hose	Ø	G	H	L	Ch	D	Codice/Ref.
RD2	6	M12x1.5	36	42	14	2.3	35R00090
	8	M14x1.5	36	40.5	17	2.3	35R20090
	10	M16x1.5	40	41.5	19	2.3	35R50090
RD3	12	M12x1.5	36	42	14	3.3	35R00093
	6	M14x1.5	36	40.5	17	3.3	35R20093
RD4	8	M16x1.5	40	41.5	19	3.3	35R50093
	10	M12x1.5	36	47	14	4.3	35R00094
	6	M14x1.5	36	45.5	17	4.3	35R20094
	8	M16x1.5	40	46.5	19	4.3	35R50093
	10	M18x1.5	—	—	22	4.3	35R60094

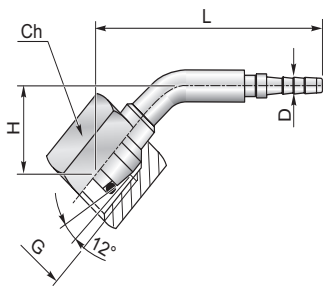


**Raccordo femmina girevole connessione cono 24° tipo DKOLL**

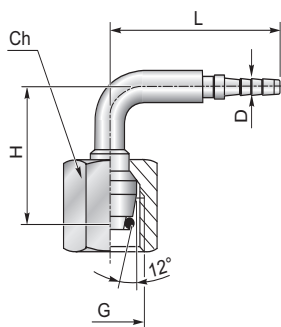
Swivel female fitting 24° cone connection type DKOLL



Tubo / Hose	Ø	G	L	Ch	D	Codice/Ref.
RD2	4	M8x1	29.5	10	2.3	46R00000
	6	M10x1	30.5	12	2.3	46R10000
RD3	4	M8x1	29.5	10	3.0	46R00003
	6	M10x1	30	12	3.0	46R10003
RD4	4	M8x1	29.5	10	4.2	46R00004
	6	M10x1	33.5	12	4.2	46R10004



45°							
Tubo / Hose	Ø	G	H	L	Ch	D	Codice/Ref.
RD2	6	M10x1	14	43	12	2.3	46R10040
RD3	6	M10x1	14	43	12	3.3	46R10043
RD4	6	M10x1	14	48	12	4.3	46R10044

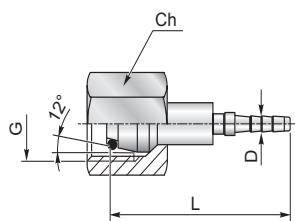


90°							
Tubo / Hose	Ø	G	H	L	Ch	D	Codice/Ref.
RD2	6	M10x1	24.5	33.5	12	2.3	46R10090
RD3	6	M10x1	24.5	33.5	12	3.3	46R10093
RD4	6	M10x1	24.5	38.5	12	4.3	46R10094

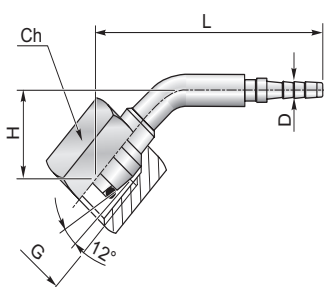


**Raccordo femmina girevole connessione cono 24° tipo DKOS**

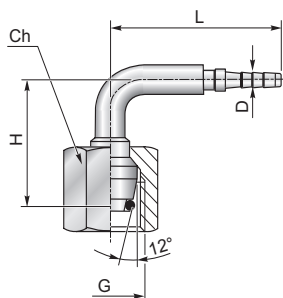
Swivel female fitting 24° cone connection type DKOS



Tubo / Hose	Ø	G	L	Ch	D	Codice/Ref.
RD2	6	M14x1.5	35	17	2.3	35R10000
	8	M16x1.5	35	19	2.3	35R30000
	10	M18x1.5	36.5	22	2.3	35R40000
	12	M20x1.5	37.5	24	2.3	35R70000
RD3	6	M14x1.5	35	17	3.3	35R10003
	8	M16x1.5	35	19	3.3	35R30003
	10	M18x1.5	36.5	22	3.3	35R40003
RD4	6	M14x1.5	36	17	4.3	35R10004
	8	M16x1.5	36	19	4.3	35R30004
	10	M18x1.5	41.5	22	4.3	35R40003



45°							
Tubo / Hose	Ø	G	H	L	Ch	D	Codice/Ref.
RD2	6	M14x1.5	19.5	53.5	17	2.3	35R10040
	8	M16x1.5	19	51	19	2.3	35R30040
	10	M18x1.5	22.5	56	22	2.3	35R40040
RD3	6	M14x1.5	19.5	53.5	17	3.3	35R10043
	8	M16x1.5	19	51	19	3.3	35R30043
	10	M18x1.5	22.5	56	22	3.3	35R40043
RD4	6	M14x1.5	19.5	58.5	17	4.3	35R10044
	8	M16x1.5	19	56	19	4.3	35R30044
	10	M18x1.5	22.5	61	22	4.3	35R40043
	12	M20x1.5	—	—	24	4.3	35R70044

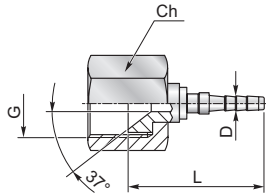


90°							
Tubo / Hose	Ø	G	H	L	Ch	D	Codice/Ref.
RD2	6	M14x1.5	36	42	17	2.3	35R10090
	8	M16x1.5	36	40.5	19	2.3	35R30090
	10	M18x1.5	40	41.5	22	2.3	35R40090
RD3	6	M14x1.5	36	42	17	3.3	35R10093
	8	M16x1.5	36	40.5	19	3.3	35R30093
	10	M18x1.5	40	41.5	22	3.3	35R40093
RD4	6	M14x1.5	36	47	17	4.3	35R10094
	8	M16x1.5	36	45.5	19	4.3	35R30094
	10	M18x1.5	40	46.5	22	4.3	35R40093
	12	M20x1.5	—	—	24	4.3	35R70094

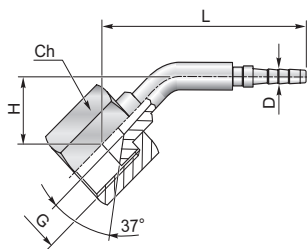


Raccordo femmina girevole connessione JIC 74° tipo DKJ

Swivel female fitting JIC 74° connection type DKJ

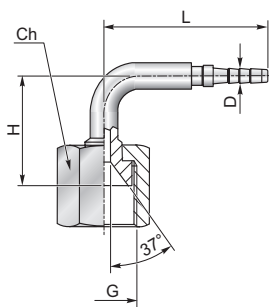


Tubo / Hose	G	L	Ch	PN [bar]	D	Codice/Ref.
<b>RD2</b>	7/16-20 UNF	25	14	310	2.3	39160000
	1/2-20 UNF	28.5	17	275	2.3	39120000
	3/8-24 UNF	24.5	12	345	2.3	3938J000
	9/16-18 UNF	28.5	19	275	2.3	3991J000
<b>RD3</b>	7/16-20 UNF	25	14	310	3.3	39160003
	1/2-20 UNF	28.5	17	275	3.3	39120003
	3/8-24 UNF	24.5	12	345	3.3	3938J003
<b>RD4</b>	7/16-20 UNF	28	14	310	4.3	39160004
	1/2-20 UNF	31.5	17	275	4.3	39120004
	3/8-24 UNF	28.5	12	345	4.3	3938J004



**45°**

Tubo / Hose	G	H	L	Ch	PN [bar]	D	Codice/Ref.
<b>RD2</b>	7/16-20 UNF	13	46.5	14	310	2.3	39160040
	1/2-20 UNF	—	—	17	275	2.3	39120040
	3/8-24 UNF	—	—	12	345	2.3	3938J040
<b>RD3</b>	7/16-20 UNF	13	46.5	14	310	3.3	39160043
	1/2-20 UNF	—	—	17	275	3.3	39120043
<b>RD4</b>	3/8-24 UNF	—	—	12	345	3.3	3938J043
	7/16-20 UNF	13	51.5	14	310	4.3	39160044
	1/2-20 UNF	—	—	17	275	4.3	39120044
3/8-24 UNF	—	—	12	345	4.3	3938J044	



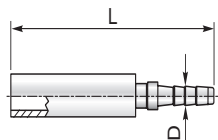
**90°**

Tubo / Hose	G	H	L	Ch	PN [bar]	D	Codice/Ref.
<b>RD2</b>	7/16-20 UNF	23	38.5	14	310	2.3	39160090
	1/2-20 UNF	—	—	17	275	2.3	39120090
	3/8-24 UNF	—	—	12	345	2.3	3938J090
<b>RD3</b>	7/16-20 UNF	13	46.5	14	310	3.3	39160093
	1/2-20 UNF	—	—	17	275	3.3	39120093
<b>RD4</b>	3/8-24 UNF	—	—	12	345	3.3	3938J093
	7/16-20 UNF	23	43.5	14	310	4.3	39160094
	1/2-20 UNF	—	—	17	275	4.3	39120094
3/8-24 UNF	—	—	12	345	4.3	3938J094	

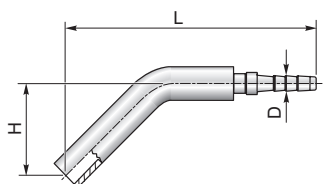


Raccordi a codolo liscio

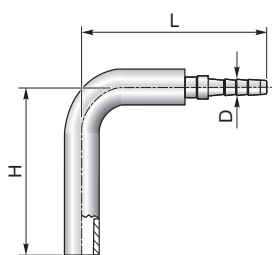
Standpipe fitting



Tubo / Hose	Ø	L	D	Codice/Ref.
RD2	4	36	2.3	34R70000
	6	36	2.3	34R00000
	8	37.5	2.3	34R30000
RD3	4	36	3.3	34R70003
	6	36	3.3	34R00003
	8	37.5	3.3	34R30003
RD4	4	41	4.3	34R70004
	6	41	4.3	34R00004
	8	41	4.3	34R30004



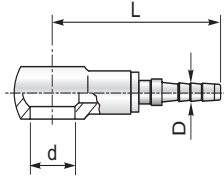
45°					
Tubo / Hose	Ø	H	L	D	Codice/Ref.
RD2	4	14.5	43	2.3	34R70040
	6	16.5	44	2.3	34R00040
	8	20	52	2.3	34R30040
RD3	4	14.5	43	3.3	34R70043
	6	16.5	44	3.3	34R00043
	8	20	52	3.3	34R30043
RD4	4	14.5	48	4.3	34R70044
	6	16.5	49	4.3	34R00044
	8	20	57	4.3	34R30044



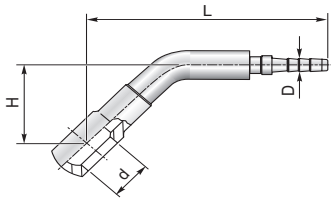
90°					
Tubo / Hose	Ø	H	L	D	Codice/Ref.
RD2	4	25.5	33	2.3	34R70090
	6	28	32	2.3	34R00090
	8	37	41	2.3	34R30090
RD3	4	25.5	33	3.3	34R70093
	6	28	32	3.3	34R00093
	8	37	41	3.3	34R30093
RD4	4	25.5	38	4.3	34R70094
	6	28	37	4.3	34R00094
	8	37	46	4.3	34R30094



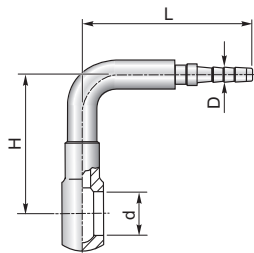
**Raccordi ad occhio e a dado forato**  
*Banjo fitting and banjo screw*



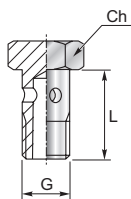
Tubo / Hose	d	L	D	Codice/Ref.
RD2	8	29.5	2.3	42R10000
	10	31.5	2.3	42R00000
RD3	8	29.5	3.3	42R10003
	10	31.5	3.3	42R00003
RD4	8	34.5	4.3	42R10004
	10	36.5	4.3	42R00004
	14	40.5	4.3	42R20004



45°					
Tubo / Hose	d	H	L	D	Codice/Ref.
RD2	8	15	46.5	2.3	42R10000
	10	23.5	51	2.3	42R00000
RD3	8	15	46.5	3.3	42R10003
	10	23.5	51	3.3	42R00003
RD4	8	15	51.5	4.3	42R10004
	10	23.5	56	4.3	42R00004



90°					
Tubo / Hose	d	H	L	D	Codice/Ref.
RD2	8	26	36	2.3	42R10090
	10	38	32	2.3	42R00090
RD3	8	26	36	3.3	42R10093
	10	38	32	3.3	42R00093
RD4	8	26	41	4.3	42R10094
	10	38	37	4.3	42R00094

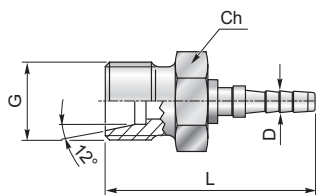


G	L	Ch	Codice/Ref.
M8x1	17	12	42R0HS00
M10x1	19	14	42R1HS00
G1/8	19	14	4218HS00

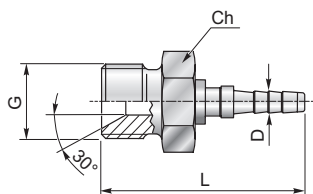


**Raccordi maschio fisso**

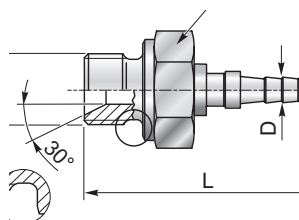
**Male fittings**



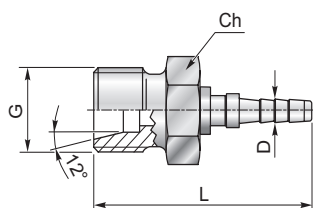
Tubo / Hose	G	L	Ch	D	Codice/Ref.
<b>RD2</b>	M12x1.5	31.5	12	2.3	44MFLR00
	M14x1.5	31.5	14	2.3	44MFLR10
	M16x1.5	32.5	17	2.3	44MFLR30
<b>RD3</b>	M12x1.5	31.5	12	3.3	44MFLR03
	M14x1.5	31.5	14	3.3	44MFLR13
	M16x1.5	32.5	17	3.3	44MFLR33
<b>RD4</b>	M12x1.5	36.5	12	4.3	44MFLR04
	M14x1.5	36.5	14	4.3	44MFLR14
	M16x1.5	37.5	17	4.3	44MFLR34



Tubo / Hose	G	L	Ch	D	Codice/Ref.
<b>RD2</b>	G 1/8	33.5	14	2.3	44MFG180
	G 3/8	36	19	2.3	44MFG140
<b>RD3</b>	G 1/8	33.5	14	3.3	44MFG183
	G 3/8	36	19	3.3	44MFG143
<b>RD4</b>	G 1/8	38.5	14	4.3	44MFG184
	G 3/8	41	19	4.3	44MFG144



Tubo / Hose	G	L	Ch	D	Codice/Ref.
<b>RD2</b>	G 1/8	30	14	2.3	44MFM180
	G 1/4	35.5	19	2.3	44MFM140
<b>RD3</b>	G 1/8	30	14	3.3	44MFM183
	G 1/4	35.5	19	3.3	44MFM143
<b>RD4</b>	G 1/8	35	14	4.3	44MFM184
	G 1/4	40.5	19	4.3	44MFM144

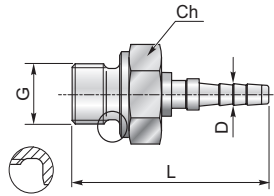


Tubo / Hose	G	L	Ch	D	Codice/Ref.
<b>RD2</b>	M14x1.5	33.5	14	2.3	44MFSR00
	M16x1.5	33.5	17	2.3	44MFSR10
	M18x1.5	35	19	2.3	44MFSR20
<b>RD3</b>	M14x1.5	33.5	14	3.3	44MFSR03
	M16x1.5	33.5	17	3.3	44MFSR13
	M18x1.5	35	19	3.3	44MFSR23
<b>RD4</b>	M14x1.5	38.5	14	4.3	44MFSR04
	M16x1.5	38.5	17	4.3	44MFSR14
	M18x1.5	40	19	4.3	44MFSR24
	M20x1.5	40.5	22	4.3	44MFSR34

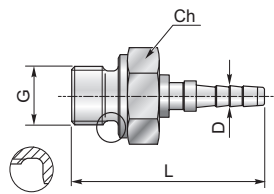


**Raccordi maschio fisso**

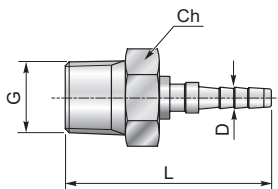
**Male fittings**



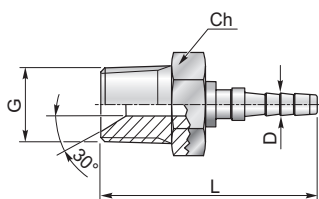
Tubo / Hose	G	L	Ch	D	Codice/Ref.
<b>RD2</b>	M8x1	—	12	2.3	44MFDR00
	M10x1	—	14	2.3	44MFDR10
	M12x1.5	—	17	2.3	44MFDR30
<b>RD3</b>	M8x1	—	12	3.3	44MFDR03
	M10x1	—	14	3.3	44MFDR13
	M12x1.5	—	17	3.3	44MFDR33
<b>RD4</b>	M8x1	—	12	4.3	44MFDR04
	M10x1	—	14	4.3	44MFDR14
	M12x1.5	—	17	4.3	44MFDR34



Tubo / Hose	G	L	Ch	D	Codice/Ref.
<b>RD2</b>	G 1/8	30	14	2.3	44MFD180
	G 1/4	35.5	19	2.3	44MFD140
<b>RD3</b>	G 1/8	30	14	3.3	44MFD183
	G 1/4	35.5	19	3.3	44MFD143
<b>RD4</b>	G 1/8	35	14	4.3	44MFD184
	G 1/4	40.5	19	4.3	44MFD144



Tubo / Hose	G	L	Ch	D	Codice/Ref.
<b>RD2</b>	R 1/8	28	12	2.3	44MFC180
	R 1/4	33	14	2.3	44MFC140
<b>RD3</b>	R 1/8	28	12	3.3	44MFC183
	R 1/4	33	14	3.3	44MFC143
<b>RD4</b>	R 1/8	33	12	4.3	44MFC184
	R 1/4	38	14	4.3	44MFC144



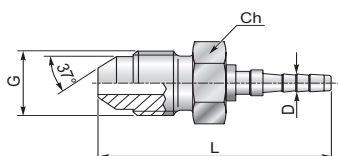
Tubo / Hose	G	L	Ch	D	Codice/Ref.
<b>RD2</b>	1/8-27 NPTF	30	12	2.3	44MF8000
	1/4-18 NPTF	35.5	17	2.3	44MF0000
<b>RD3</b>	1/8-27 NPTF	30	12	3.3	44MF8003
	1/4-18 NPTF	35.5	17	3.3	44MF0003
<b>RD4</b>	1/8-27 NPTF	35	12	4.3	44MF8004
	1/4-18 NPTF	40.5	17	4.3	44MF0004





**Raccordi maschio JIC 74°**

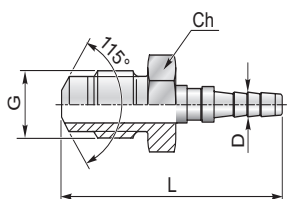
**JIC 74° Male fittings**



Tubo / Hose	G	L	Ch	D	Codice/Ref.
<b>RD2</b>	3/8-28 UNF	34	12	2.3	44AJ3800
	7/16-20 UNF	34.5	12	2.3	44AJ7100
	1/2-20 UNF	36	14	2.3	44AJ1200
<b>RD3</b>	3/8-24 UNF	34	12	3.3	44AJ3803
	7/16-20 UNF	34.5	12	3.3	44AJ7103
	1/2-20 UNF	36	14	3.3	44AJ1203
<b>RD4</b>	3/8-24 UNF	39	12	4.3	44AJ3804
	7/16-20 UNF	39.5	12	4.3	44AJ7104
	1/2-20 UNF	41	14	4.3	44AJ1204

**Raccordi maschio 115°**

**115° Male fittings**

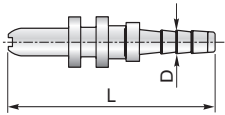


Tubo / Hose	G	L	Ch	D	Codice/Ref.
<b>RD2</b>	M6	37	8	2.3	4AM0600
	M8x1	32	10	2.3	4AM0800
<b>RD3</b>	M6	37	8	3.0	4AM0603
	M8x1	32	10	3.0	4AM0803

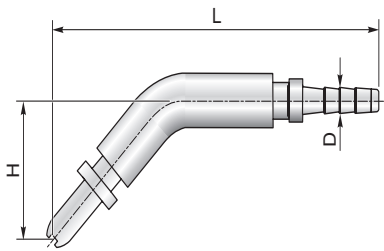


**Innesto per minipressa a baionetta**

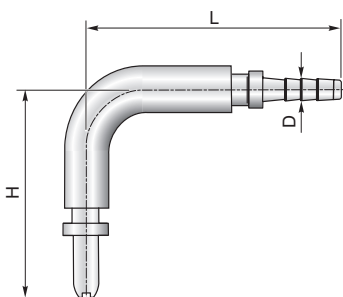
*Plug-in connection*



Tubo / Hose	L	PN [bar]	D	Codice/Ref.
<b>RD2</b>	27	400	2.3	33TD0000
<b>RD3</b>	27	400	3.0	33TD0003
<b>RD4</b>	32	400	4.2	33TD0004



<b>45°</b>					
Tubo / Hose	H	L	PN [bar]	D	Codice/Ref.
<b>RD2</b>	24	55	400	2.3	33TD0040
<b>RD3</b>	24	55	400	3.0	33TD0043
<b>RD4</b>	24	60	400	4.2	33TD0044

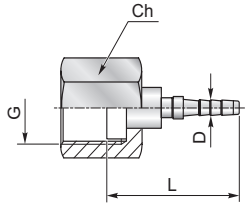


<b>90°</b>					
Tubo / Hose	H	L	PN [bar]	D	Codice/Ref.
<b>RD2</b>	41	32	400	2.3	33TD0090
<b>RD3</b>	41	32	400	3.0	33TD0093
<b>RD4</b>	41	37	400	4.2	33TD0094

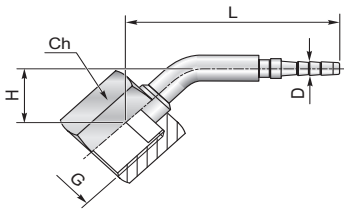


**Raccordo femmina tipo ORFS**

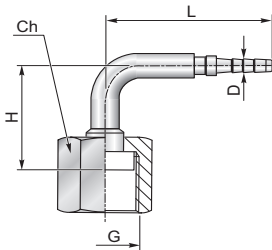
ORFS female fitting, UNF thread



Tubo / Hose	G	L	Ch	PN [bar]	D	Codice/Ref.
<b>RD2</b>	9/16-18 UNF	25	17	413	2.3	<b>5991F000</b>
<b>RD3</b>	9/16-18 UNF	25	17	413	3.0	<b>5991F003</b>
<b>RD4</b>	9/16-18 UNF	28	17	413	4.2	<b>5991F004</b>



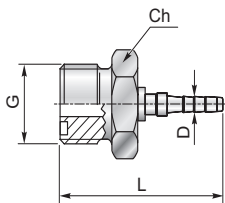
<b>45°</b>							
Tubo / Hose	G	H	L	Ch	PN [bar]	D	Codice/Ref.
<b>RD2</b>	9/16-18 UNF	13	47	17	413	2.3	<b>5991F040</b>
<b>RD3</b>	9/16-18 UNF	13	47	17	413	3.0	<b>5991F043</b>
<b>RD4</b>	9/16-18 UNF	13	52	17	413	4.2	<b>5991F044</b>



<b>90°</b>							
Tubo / Hose	G	H	L	Ch	PN [bar]	D	Codice/Ref.
<b>RD2</b>	9/16-18 UNF	23.5	39	17	413	2.3	<b>5991F090</b>
<b>RD3</b>	9/16-18 UNF	23.5	39	17	413	3.0	<b>5991F093</b>
<b>RD4</b>	9/16-18 UNF	23.5	44	17	413	4.2	<b>5991F094</b>

**Raccordo maschio tipo ORFS**

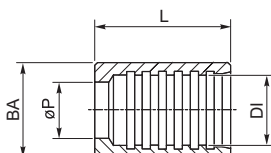
ORFS male fitting, UNF thread



Tubo / Hose	G	L	PN [bar]	D	Codice/Ref.
<b>RD2</b>	9/16-18 UNF	—	413	2.3	<b>5991M000</b>
<b>RD3</b>	9/16-18 UNF	—	413	3.0	<b>5991M003</b>
<b>RD4</b>	9/16-18 UNF	—	413	4.2	<b>5991M004</b>

**Ghiera a pressare**

Ferrule



DA	DI	L	Ø P	PN [bar]	Codice/Ref.
8.0	5.1	14	7.1	600	<b>30BT2000</b>
8.0	5.1	14	7.1	600	<b>30BTAI00</b>
9.0	6.6	14	7.6	600	<b>30BT3000</b>
11.5	8.4	17	10.2	600	<b>30BT4000</b>

INOX / Stainless steel

Ø P= Diametro di pressature / crimping diameters