


HRB1 Relay

1.COIL DATA

1-1.Nominal Voltage	3 VDC to 24 VDC
1-2.Coil Resistance	Refer to Table 1
1-3.Operate Voltage	Refer to Table 1
1-4.Release Voltage	Refer to Table 1
1-5.Nominal Power Consumption	150 mW

2.CONTACT DATA

2-1.Contact Arrangement	1 Form C
2-2.Contact Material	AuAg
2-3.Contact Rating	1A 30 VDC / 0.5A 125 VAC
2-4.Max. Switching Voltage	60 VDC / 125 VAC
2-5.Max. Switching Current	2A
2-6.Max. Switching Power	62.5 VA , 30W
2-7.Contact Resistance (Initial)	100 mΩ. at 6 VDC 1A
2-8.Life Expectancy	Electrical 100,000 operations at nominal load Mechanical 5,000,000 operations

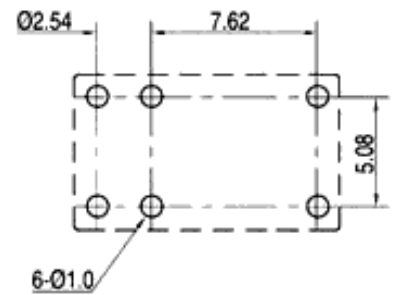
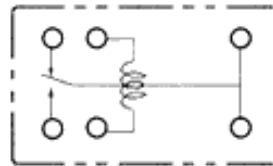
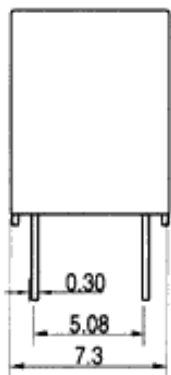
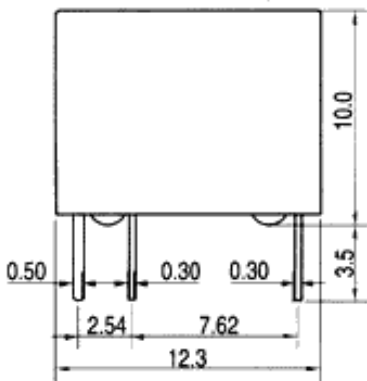


HRB1 Relay

3.GENERAL DATA

3-1.Insulation Resistance	Min.100MΩ. at 500 VDC
3-2.Dielectric Strength	1,000VAC , 1min between open contacts 500VAC , 1min between contacts and coil
3-3.Surge Strength	1,500 V (Conform to FCC Part 68)
3-4.Operate Time	Max. 5ms
3-5.Release Time	Max. 5ms
3-6.Temperature Range	-40 to +70 °C
3-7.Shock Resistance	10G
3-8.Vibration Resistance	10 - 55 Hz , Amplitude 1.5mm
3-9.Weight	2.2 gr.
3-10.Safety Standard	

4.DIMENSIONS (in mm)



ii

5.ORDERING CODE

HRB1	S	DC 5V	ii ii
			ii
			NOMINAL VOLTAGE:
			ii DC3V , DC5V , DC6V , DC9V , DC12V , DC24V
			ii ENCLOSURE
			ii S ---- WASHABLE
			ii TYPE

6.COIL DATA CHART

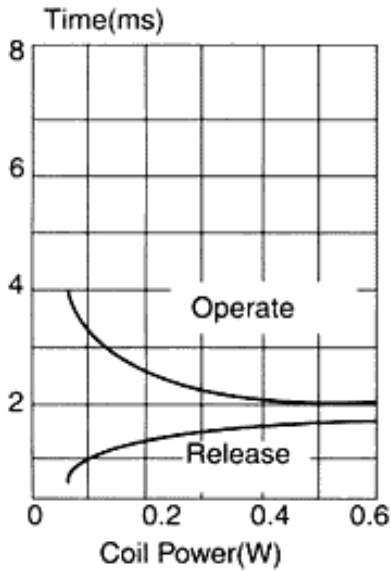
ORDERING CODE	COIL NOMINAL VDC	COIL RESISTANCE $\pm 10\%$	OPERATE VOLTAGE VDC	RELEASE VOLTAGE VDC	COIL NOMINAL mW
HRB1-S DC3V	6	60	2.10	0.30	0.15
HRB1-S DC5V	12	167	4.00	0.50	
HRB1-S DC6V	24	240	4.80	0.60	
HRB1-S DC9V	9	540	7.20	0.90	
HRB1-S DC12V	12	960	9.60	1.20	
HRB1-S DC24V	24	3840	19.20	2.40	

Table 1

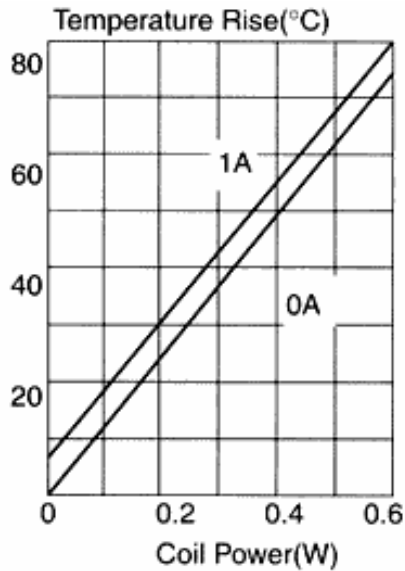
7.HRB1 CHARACTERISTIC DATA

ii

Timing

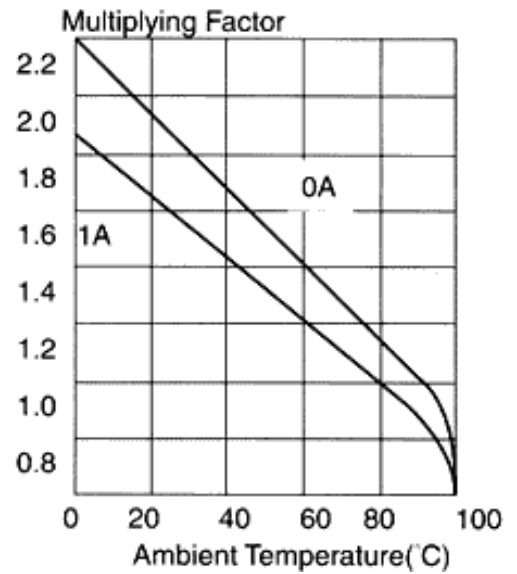


Coil Temperature Rise

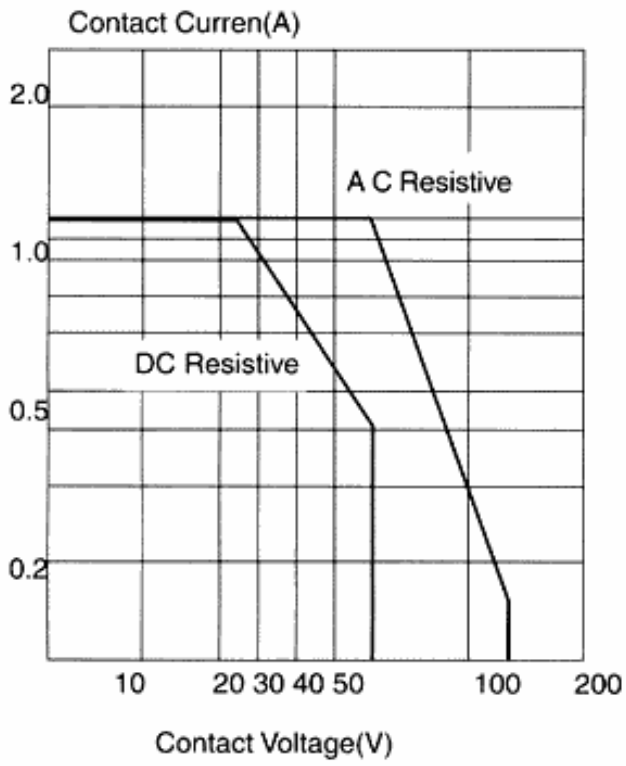


Operating Range

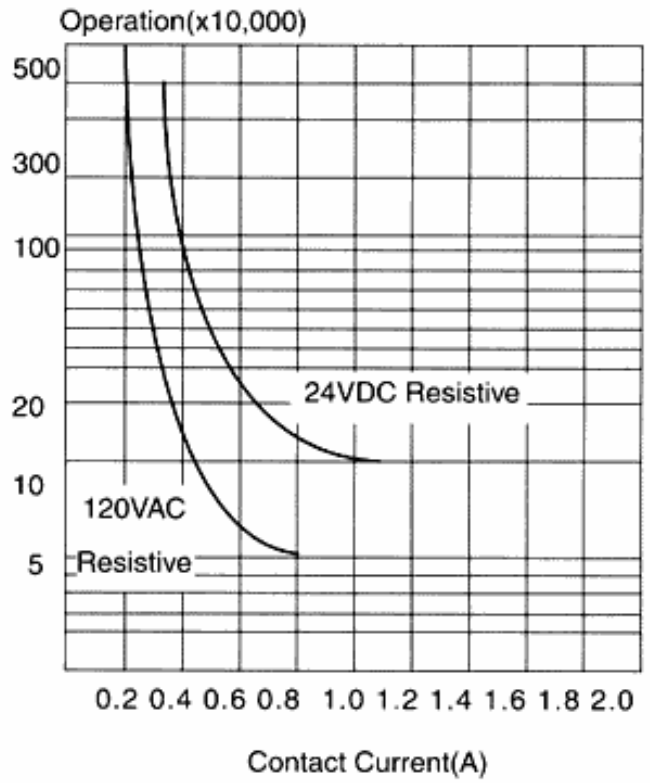
Nominal Voltage



Maximum Switching Power



Life Curve



ii

ii