




Комплектуючі систем ЧПУ

 <http://cnc.prom.ua/>

 +380 (096)-665-71-06
+380 (098)-821-25-90

 cncprom@ukr.net



C N C P R O M

Інвертор GT-011G-4, 11KW 25A 380V



CONTENTS

SAFETY PRECAUTIONS	2
1. INTRODUCTION	3
1.1 Technical Features	3
1.2 Description of Name plate	4
1.3 Selection Guide	4
1.4 Parts Description	5
2. UNPACKING INSPECTION	7
3. DISASSEMBLE AND INSTALLATION	8
3.1 Environmental Requirement	8
4. WIRING	10
4.1 Connection of Peripheral Devices	11
4.2 Terminal Configuration	12
4.3 Wiring Diagram	13
4.4 Wiring Main Circuits	14
4.5 Wiring Control Circuit	17
4.6 Installation Guideline to EMC Compliance	19
5. OPERATION	22
5.1 Keypad Description	22
5.2 Operation Process	24
5.3 Running State	26
5.4 Shortcut Menu	27
6. DETAILED FUNCTION DESCRIPTION	28
P0 Group Basic Function	28
P1 Group Start and Stop Control	35
P2 Group Motor Parameters	39
P3 Group Vector Control	40
P4 Group V/F Control	42
P5 Group Input Terminals	44
P6 Group Output Terminals	50
P7 Group Display Interface	53
P8 Group Enhanced Function	57
P9 Group PID Control	63
PA Group Simple PLC and Multi-step Speed Control	66
Pb Group Protection Function	71

PDF Converter

Only two pages were converted.

Please **Sign Up** to convert the full document.

www.freepdfconvert.com/membership