










10
ERGO™ Heavy Duty Professional
Bow Saws 21"-30"

PRODUCT DETAILS

- Bow saw frame developed according to the scientific ERGO™ process
- Designed for demanding applications and tough environments
- Lightweight tubing, 24" - 750 g, for easy handling
- Innovative tensioning mechanism for high blade tension (up to 120 kp) and straight cutting
- 51 supplied with peg tooth blade for dry wood, 23 supplied with raker tooth blade for green wood
- ERGO™ handle with knuckle protector gives ergonomic comfort and safety
- High quality steel coating with high-impact enamel paint for protection
- Made from high quality steel and protected from rust and corrosion by a coating of high-impact enamel paint
- Better and stronger blade fitting for easy and safe blade change
- Maximum comfort with minimum effort due to the ergonomic design
- High blade tension mechanism for straighter cutting

PRODUCT ATTRIBUTES

Product							
10-21-51	530 mm	21 in	180 mm	7 in	51	680 g	24 oz
10-24-23	607 mm	24 in	195 mm	7-3/4 in	23	743 g	26.2 oz
10-24-51	607 mm	24 in	195 mm	7-3/4 in	51	743 g	26.2 oz
10-30-23	759 mm	30 in	205 mm	8 in	23	865 g	30.5 oz
10-30-51	759 mm	30 in	205 mm	8 in	51	865 g	30.5 oz

Follow the Fish!

