

30W DALI DT8 LED Driver (Constant Current)

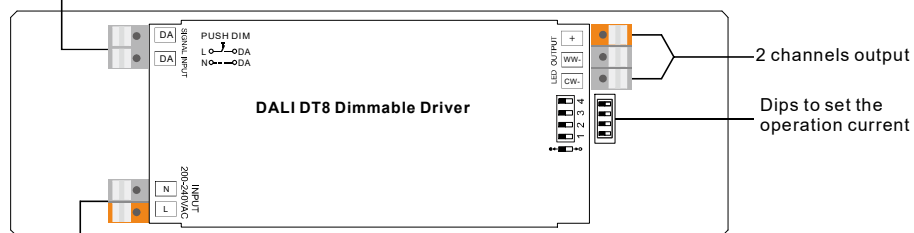
70220040



Important: Read All Instructions Prior to Installation

Function introduction

DALI/Push signal input



AC 200-240V input

Product Data

Output	LED Channel	2							
	Selectable Current	250mA	300mA	350mA	400mA	450mA	500mA	550mA	600mA
	DC Voltage Range	8-48V	8-48V	8-48V	8-48V	8-48V	8-48V	8-48V	8-48V
	Selectable Current	650mA	700mA	750mA	800mA	850mA	900mA	950mA	1000mA
	DC Voltage Range	8-46V	8-43V	8-40V	8-37V	8-35V	8-33V	8-31V	8-30V
	Current Accuracy	±3%							
Rated Power	30W max.								
Input	Voltage Range	200-240V AC							
	Frequency	50/60Hz							
	Power Factor (Typ.)	> 0.9							
	Total Harmonic Distortion	THD ≤ 15% (@ full load / 230VAC)							
	Efficiency (Typ.)	87% @ 230VAC							
	Input Current	0.16A @ 230VAC							
	Inrush Current (Typ.)	COLD START max. 8A at 230VAC							
	Leakage Current	< 0.5mA /230VAC							
Control	Dimming Interface	DALI DT8 (DALI consumption < 2mA)/Push							
	Dimming Range	0.1%-100%							
	Dimming Method	Pulse Width Modulation							
	Dimming Curve	Logarithmic							

Protection	Short Circuit	Yes, auto recovery after fault removed
	Over Voltage	Yes, auto recovery after fault removed
	Over Temperature	Yes, auto recovery after fault removed
Environment	Working Temp.	-20°C ~ +45°C
	Max. Case Temp.	85°C (Ta=+45°C)
	Working Humidity	10% ~ 95% RH non-condensing
	Storage Temp. & Humidity	-40°C ~ +80°C, 10% ~ 95% RH
Safety&EMC	Safety Standards	EN61347-1, EN61347-2-13
	Withstand Voltage	I/P-O/P: 3.75KVAC
	EMC Emission	EN55015, EN61000-3-2, EN61000-3-3
	EMC Immunity	EN61547, EN61000-4-2,3,4,5,6,8,11, surge immunity Line-Line 1KV
Others	MTBF	190100H, MIL-HDBK-217F @ 230VAC at full load and 25°C ambient temperature
	Dimension	170*53.4*28mm (L*W*H)

Dips to set the operation current

Current	1	2	3	4
250mA	●	●	●	●
300mA	●	●	●	○
350mA	●	●	○	●
400mA	●	●	○	○
450mA	●	○	●	●
500mA	●	○	●	○
550mA	●	○	○	●
600mA	●	○	○	○
650mA	○	●	●	●
700mA	○	●	●	○
750mA	○	●	○	●
800mA	○	●	○	○
850mA	○	○	●	●
900mA	○	○	●	○
950mA	○	○	○	●
1000mA	○	○	○	○

- DALI DT8 Dimmable LED driver for tunable white, max. output power 30W
- In compliance with IEC 62386-101:2014, IEC 62386-102:2014, IEC 62386-207 Ed2, IEC 62386-209:2011
- Built-in DALI-2 interface, DALI DT8 device
- 2 channels 250-1000mA constant current output
- Dips to set the operation current
- Class II power supply, full isolated plastic case
- High power factor and efficiency
- DALI DT8 device to control Warm White and Cool White output via a single DALI address
- Color temperature adjustment according to DALI specifications of Device Type 8, Color Type Tc.
- Compatible with universal DALI masters that support DT8 commands
- Error report function
- IP20 rating, suitable for indoor LED lighting applications
- 5 years warranty

Safety & Warnings

- DO NOT install with power applied to device.
- DO NOT set the operation current with power applied
- DO NOT expose the device to moisture.

Operation

1. Output Current

Select the correct output current before wiring to LED light by DIP Switches. Please make sure the power to the driver is disconnected before selection of the output current.

2. DALI Address

1 DALI address for 2 channels output are assigned by DALI Master controller automatically, please refer to user manuals of compatible DALI Masters for specific operations.

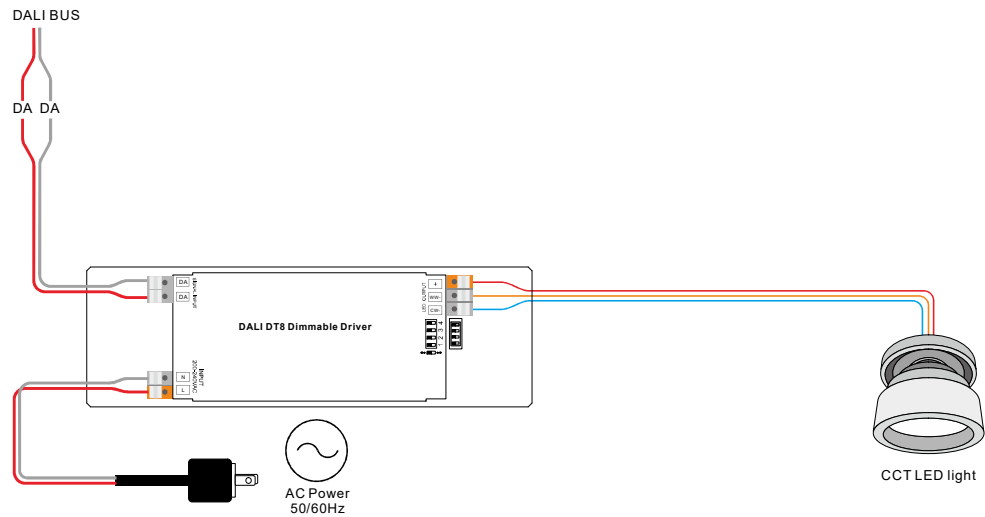
3. PUSH Dimmer Mode

While connected with a AC PUSH, the driver will be in Push Dimmer Mode, operations under Push Dimmer Mode are as follows:

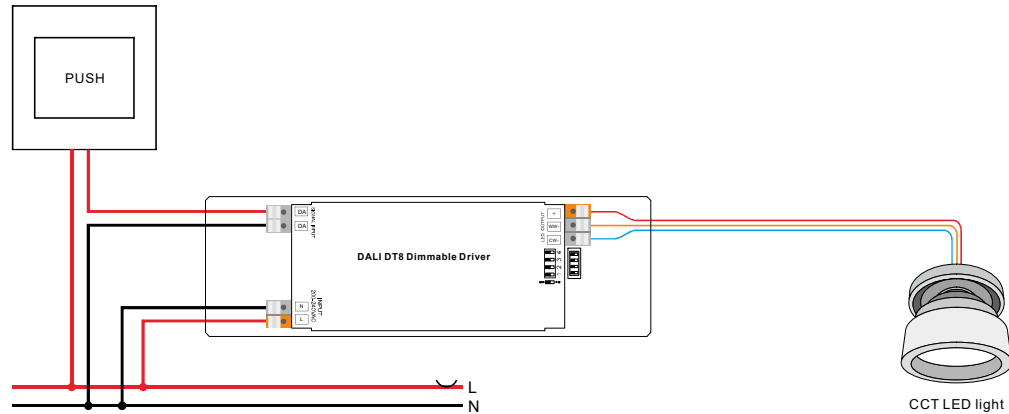
- 3.1. Click the button to switch ON/OFF
- 3.2. Press and hold down the button to increase or decrease light intensity to desired level and release it, then repeat the operation to adjust light intensity to opposite direction.
- 3.3. Memory function after power off or power failure enables the device to memorize the status before power off while power on again.

Wiring Diagram

1. With DALI bus



2. With AC push



Product Dimension

