

EN-35 C/D

Single lever cartridge
Standard 35mm

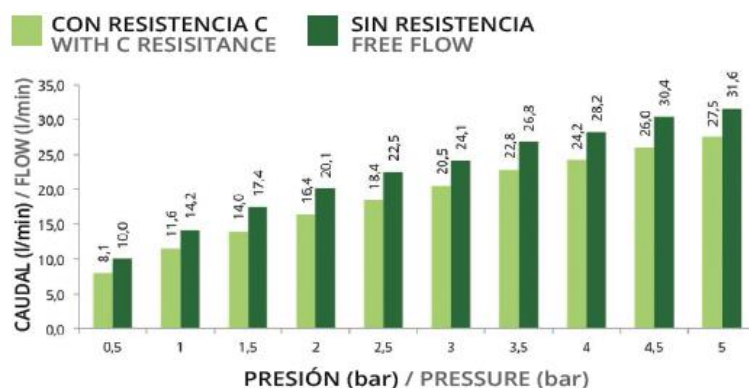
08EN35LAZ00



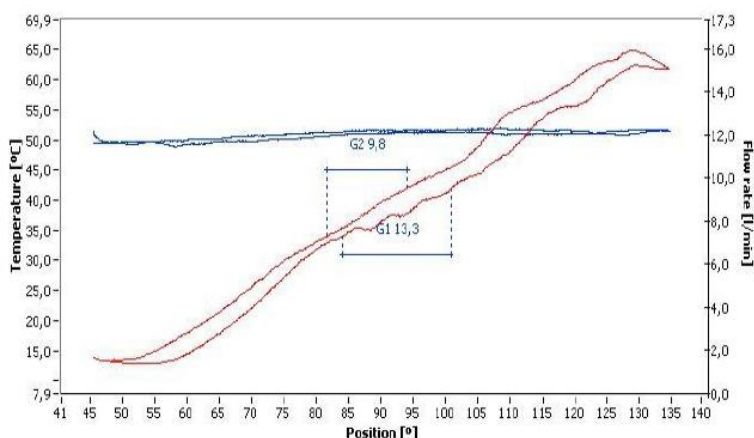
Technical specifications

Nut torque/Pitch M1,5		10-12 N.m
Opening angle		25°
Rotation angle		90°
Working pressure (recommended)		1 - 5 bar
Burst pressure		55 ÷ 60 bar
Life cycle	EN 817 ASME 112.18.1 M	70,000 cycles 500,000 cycles
Sensitivity		12° ÷ 14° angle
Fidelity		<2 °C
Constant 63°C & 50°C (6 l/min-3 l/min)		1,2° - 1,2°
Max. Hot water		90 °C
Max. Hot water recommended		60 - 65°C
Flow rate at 3 bar		
Free flow		24,10 l/min
C-Restrictor		20,50 l/min
Operation torque		
Open - close		0,19 ÷ 0,25 Nm
Turn left-right		0,22 ÷ 0,33 Nm

Flow



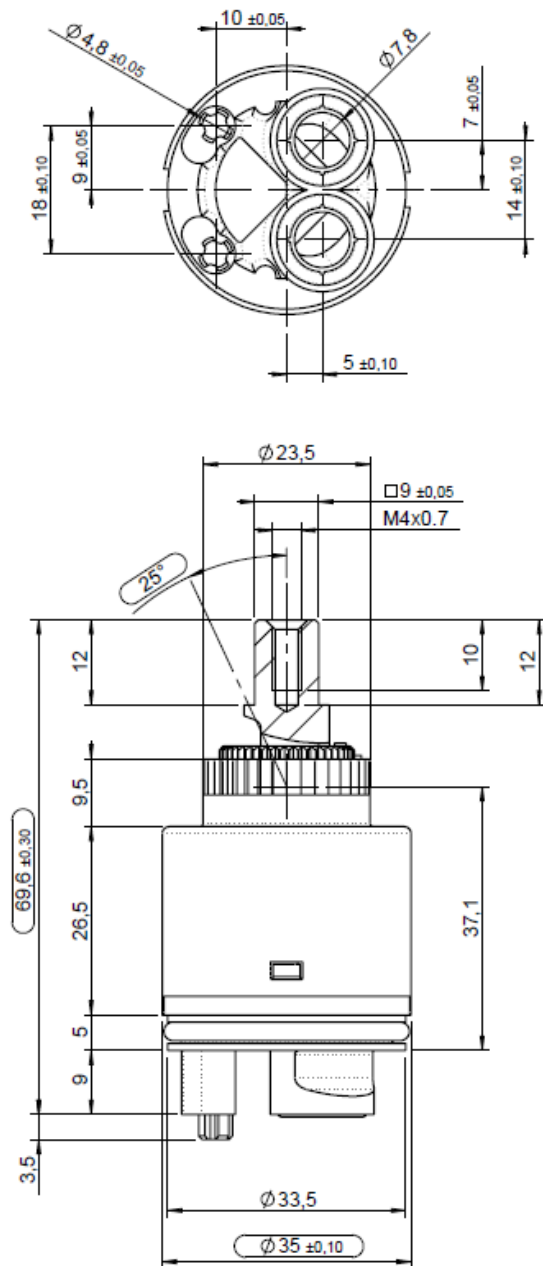
Sensitivity



Single lever cartridge standard 35mm

EN-35 C/D

Technical dimensions



Machining prescription

