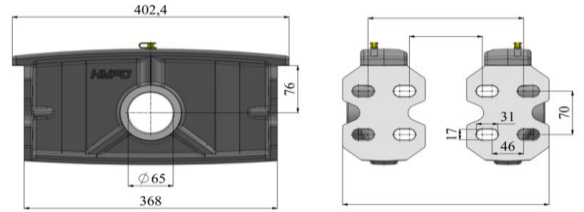
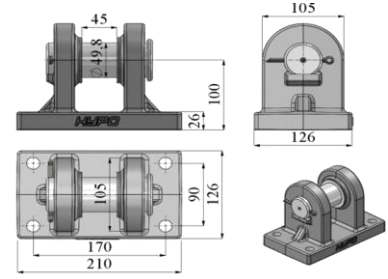


ACCESSORIES (Optional)

BODY BRACKET KBR-02

CHASSIS BRACKET SBR-02



UNITS TABLE (mm)

| | | | |
|-----|-----|-----|------|
| A : | 218 | I : | 100 |
| B : | 50 | J : | 40 |
| C : | 65 | K : | 1380 |
| D : | 260 | L : | 1500 |
| E : | 58 | M : | N/A |
| F : | 255 | N : | N/A |
| G : | 65 | R : | 55 |
| H : | 235 | T : | G 1" |

TECH. SPECIFICATIONS

| | |
|-------------------------|---------|
| Max. Pressure : | 190 bar |
| Cylinder Weight (Kg) : | 307 |
| Total Oil Volume (Lt) : | 102 |
| Closed Length (mm) : | 1380 |
| Opened Length (mm) : | 6980 |
| Total Stroke (mm) : | 5600 |
| Oil Inlet : | G 1" |
| | : |



PULL OUT

When mounting the cylinder, the inner stage is mounted by opening +30 mm.

| Stages | 1 | 2 | 3 | 4 | 5 | 6 | 7 | 8 | 9 | 10 | TOTAL |
|--------------------|------|------|------|------|------|---|---|---|---|----|-------|
| Stage Diameter (Ø) | 185 | 160 | 135 | 115 | 95 | | | | | | |
| Stroke (mm) | 1120 | 1120 | 1120 | 1120 | 1120 | | | | | | 5600 |
| Max. Thrust (Ton) | 51,0 | 38,2 | 27,2 | 19,7 | 13,5 | | | | | | |



USING INSTRUCTION

This cylinder is used only as a lifting device. This cylinder is designed for longitudinal loads. It should not be used in a horizontal position.

The cylinder should not be used as any supporting structural device. The operating temperature range of the hydraulic oil should be selected between -40°C and +80°C.



CYLINDER INFORMATION

The cylinders are produced in standard RAL 9005 coded black paint and the minimum thickness has been subjected to ISO 9227 natural salt spray test for 480 hours. All stages are 20 µm hard chromed. The trunnions are made of cast steel or forged steel. Cylinder heads are made of forged steel. All stages are manufactured from seamless cold drawn S355J0 quality material.



SAFETY RULES

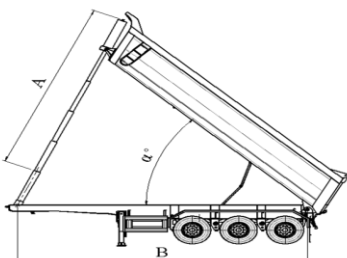
Do not operate above the permissible working pressure and load capacity. Adjust the safety valve only to the permissible working pressure. Pay attention to the characteristics of the hydraulic oil used in the cylinder and use a filter. Do not load over capacity and unbalanced load on the vehicle.

NOTES

REVISIONS

Please contact our Technical Dep. For your other questions

Technical Calculations



$$\alpha^\circ = \frac{Ax60}{B} \quad F(N) = 10 \times C (cm^2) \times P (bar)$$

| | | | |
|------------------|-------------------|-------|-------------------------|
| α° : | Body Angle (°) | F : | Thrust (Newton) |
| A : | Stroke (mm) | C : | Area (cm ²) |
| B : | Pivot Length (mm) | P : | Pressure (bar) |

$$10 N \approx 1 Kg$$

BODY ANGLE (α°)

| α° | 40 | 45 | 50 | 55 | 60 |
|--------------|------|------|------|------|------|
| STROKE (A) | 5600 | | | | |
| PIVOT L. (B) | 8400 | 7467 | 6720 | 6109 | 5600 |