



NT2170U



 **ENGINEERING CODE**  
842BA04

 **REFRIGERANT**  
R-290

 **POWER SUPPLY**  
220-240 V 50 Hz

 **APPLICATION**  
LBP

 **MOTOR TYPE**  
CSCR

 **STANDARD**  
EN12900

 **COOLING CAPACITY**  
478 W

 **EFFICIENCY**  
1.17 W/W



DATA

GENERAL DATA

Model	NT2170U
Type	Hermetic Reciprocating
Technology	ON/OFF
Compressor Application	LBP
Expansion Device	Capillary Tube or Expansion Valve
Compressor Cooling	Fan/220
HP	3/4
Starting Torque	HST
Plant	SLOVAKIA

ELECTRICAL DATA

Start Winding Resistance	10.4 Ω at 25°C
Run Winding Resistance	2.4 Ω at 25°C

## MECHANICAL DATA

Displacement	20.44 cm <sup>3</sup>
Oil Charge	450 ml
Oil Type	ESTER
Oil Viscosity	ISO22
Weight	17.2 Kg

## ELECTRICAL COMPONENTS

Start Capacitor	53-64 µf/330 V
CSR CSIR BOX	Yes
Overload Protection	T0634/G9

## EXTERNAL CHARACTERISTICS

Base Plate	UNI
------------	-----

Connector	Internal Diameter	Shape	Material
Suction	9.6 mm	VERTICAL	COPPER
Discharge	6.42 mm	VERTICAL	COPPER
Process	6.42 mm	VERTICAL	COPPER

## PERFORMANCE

### TESTED CONDITIONS

Tested Refrigerant	R-290
Tested Application	LBP
Tested Standard	EN12900
Tested Cooling	Fan
Tested Voltage	220 V
Tested Frequency	50 Hz
Max Refrigerant Charge	400 g
Refrigerant Temperature	Dew

**RATED POINTS**

Condensing Temperature °C	Evaporating Temperature °C	Cooling Capacity W	Efficiency W/W	Power Consumption W	Current A	Gas Flow Rate kg/h
40	-35	478	1.17	408	-	5.48

Test Condition: Subcooling 0 K, Return Gas 20 °C. Data are an indication of performance based simulation.

**PERFORMANCE CURVE****Condensing Temperature 35°C**

Evaporating Temperature °C	Cooling Capacity W	Efficiency W/W	Power Consumption W	Current A	Gas Flow Rate kg/h
-40	393	1.12	351	-	4.30
-35	521	1.30	400	-	5.72
-30	682	1.50	454	-	7.50
-25	875	1.72	508	-	9.66
-20	1099	1.96	560	-	12.18
-15	1353	2.24	605	-	15.07
-10	1638	2.55	642	-	18.34

Test Condition: Subcooling 0 K, Return Gas 20 °C. Data are an indication of performance based simulation.

**PERFORMANCE CURVE****Condensing Temperature 45°C**

Evaporating Temperature °C	Cooling Capacity W	Efficiency W/W	Power Consumption W	Current A	Gas Flow Rate kg/h
-40	324	0.90	360	-	3.89
-35	433	1.05	413	-	5.21
-30	571	1.21	473	-	6.90
-25	738	1.37	538	-	8.94
-20	932	1.55	603	-	11.35
-15	1154	1.74	665	-	14.11
-10	1401	1.95	720	-	17.24

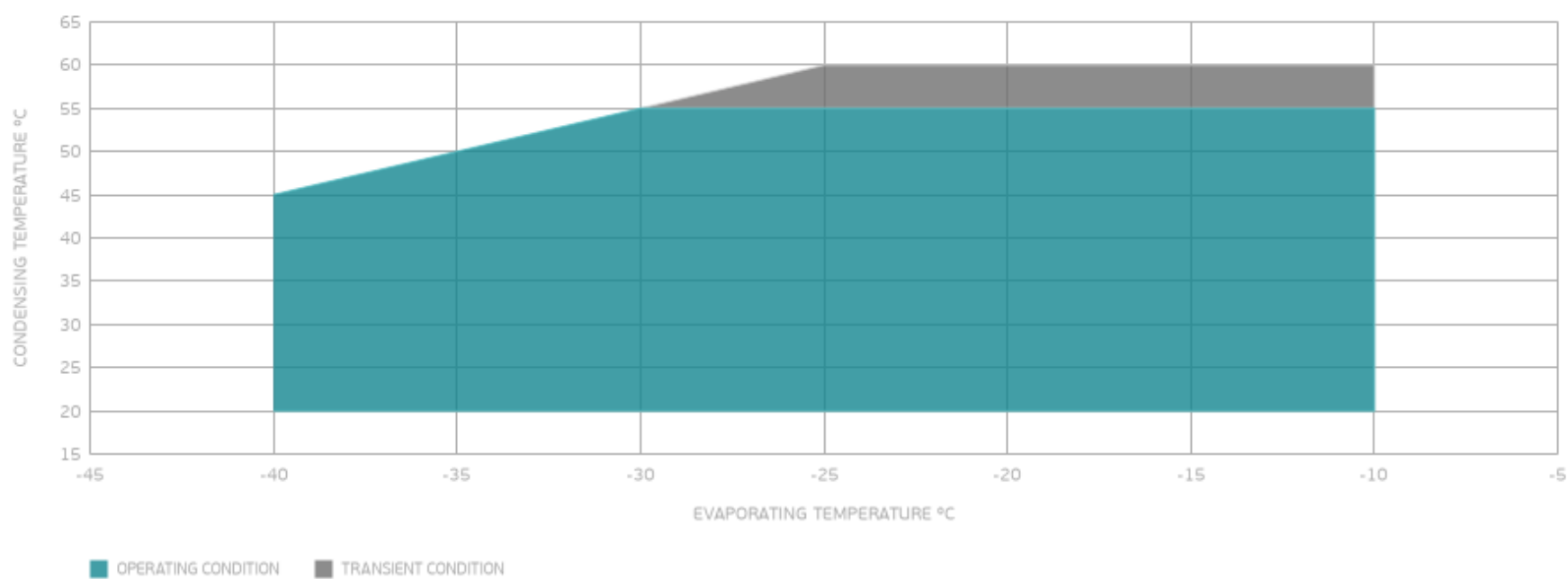
Test Condition: Subcooling 0 K, Return Gas 20 °C. Data are an indication of performance based simulation.

**PERFORMANCE CURVE****Condensing Temperature 55°C**

Evaporating Temperature °C	Cooling Capacity W	Efficiency W/W	Power Consumption W	Current A	Gas Flow Rate kg/h
-30	457	0.96	475	-	6.15
-25	598	1.09	547	-	8.07
-20	762	1.22	622	-	10.34
-15	950	1.36	698	-	12.97
-10	1161	1.51	770	-	15.95

Test Condition: Subcooling 0 K, Return Gas 20 °C. Data are an indication of performance based simulation.

## ENVELOPE



## EXTERNAL DIMENSIONS

