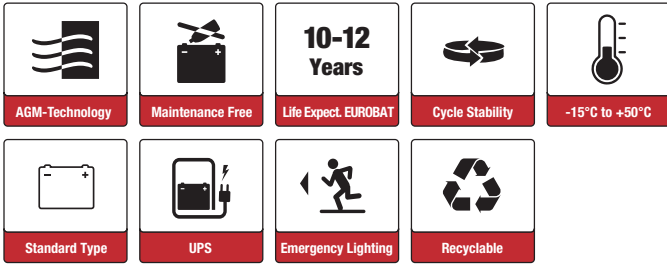




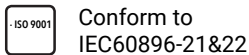
SBL100-12i (12V100Ah)



Applications

- Uninterruptable Power Supply (UPS)
- Electric Power System (EPS)
- Emergency backup power supply
- Emergency light
- Railway signal
- Alarm and security system
- Communication power supply
- DC power supply

Certificates



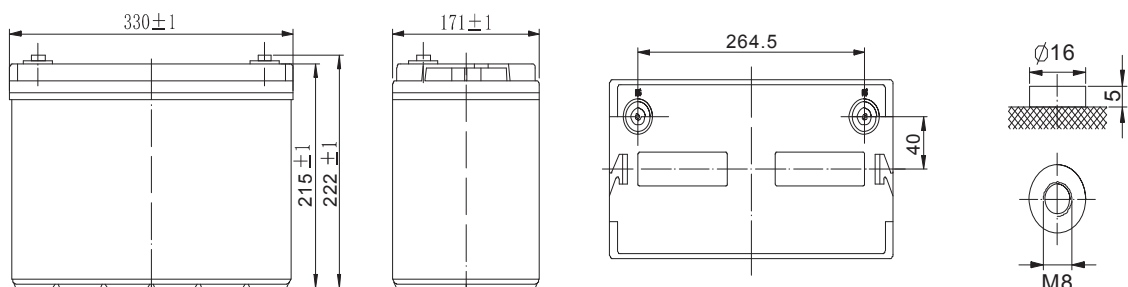
Specifications

Nominal Voltage	12V	Operating Temp. Range	Discharge: -20~50°C
Nominal Capacity	100.0Ah (C ₁₀ , 10.8V)		Charge: -10~50°C
Approx. Weight	29kg		Storage: -20~50°C
Terminal	M8	Cycle Use	Initial Charging Current less than 30.0A.
Container Material	ABS UL94 HB		Voltage 14.55V +1% at 20°C.
Rated Capacity (20°C)	106Ah/5.30A, 20hr, 10.8V	Standby Use	No limit on Initial Charging Current.
	100.0Ah/10.0A, 10hr, 10.8V		Voltage 13.65V +1% at 20°C.
	94.96Ah/11.87A, 8hr, 10.5V		Temperature Coefficient -20mV/°C.
	83.0Ah/16.6A, 5hr, 10.5V	Capacity affected by Temp.	40°C 103%
	70.5Ah/23.5A, 3hr, 10.5V		25°C 100%
	61.0Ah/61.0A, 1hr, 9.6V		0°C 86%
Max. Discharge Current	900A (5s)	Self Discharge	SSB batteries may be stored for up to 6 months at 20°C and then a freshening charge is required. For higher temperatures the time interval will be shorter.
Internal Resistance / Impedance (1kHz)	Approx. 5.7mΩ	Life Expectancy	10-12 years according to EUROBAT

Dimensions

■ M8 Terminal

Unit: mm | Dimensions: 330 Length X 171 Width X 215 Height (222 Height incl. Terminal)



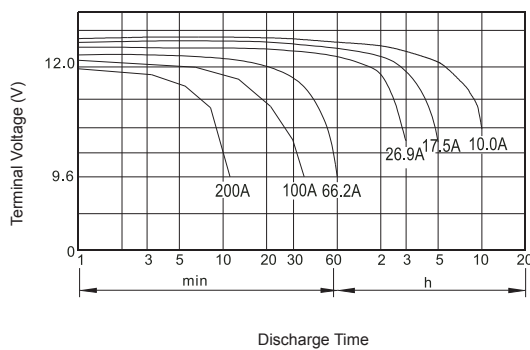
Constant Current Discharge (Amperes) at 20°C

End Point	10min	15min	30min	45min	1h	1.5h	3h	5h	8h	10h	20h
1.60V/cell	-	-	98.9	-	61.0	45.6	25.1	17.6	12.54	10.8	5.50
1.65V/cell	-	-	95.0	-	60.6	45.1	24.6	17.3	12.35	10.6	5.45
1.70V/cell	-	-	92.2	-	59.7	44.4	24.1	17.0	12.11	10.4	5.40
1.75V/cell	-	-	89.3	-	58.9	43.7	23.5	16.6	11.87	10.2	5.35
1.80V/cell	-	-	87.4	-	57.1	42.5	22.8	16.3	11.63	10.0	5.30

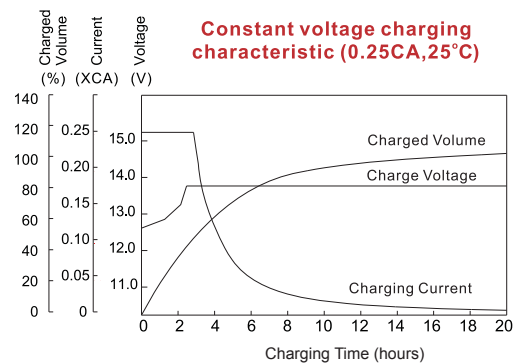
Constant Power Discharge (Watts/cell) at 20°C

End Point	10min	15min	30min	45min	1h	1.5h	2h	3h	5h	8h
1.60V/cell	-	-	186	138	119	88.9	68.2	48.4	33.8	17.95
1.65V/cell	-	-	180	134	117	87.4	67.0	47.8	33.6	17.85
1.70V/cell	-	-	176	132	116	86.3	65.8	47.3	33.3	17.69
1.75V/cell	-	-	170	129	112	83.8	64.6	46.7	33.2	17.63
1.80V/cell	-	-	164	126	109	82.1	63.9	45.9	32.9	17.48

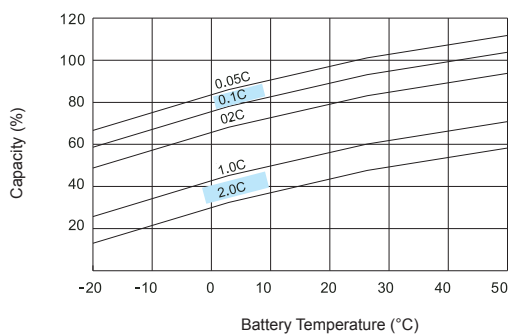
Discharge Characteristics



Float Charging Characteristics



Temperature Effects in Relation to Battery Capacity



Effect of Temperature on Long Term Float Life

