



FEATURES

- Universal 85 - 264VAC or 120 - 370VDC Input voltage
- Accepts AC or DC input (dual-use of same terminal)
- Operating ambient temperature range: -40°C to +70°C
- High efficiency, high reliability
- DC OK function
- Built-in active PFC function
- 150% peak load output for 3 seconds
- LED indicator for power on
- Output short circuit, over-current, over-voltage, over-temperature protection
- Operating altitude up to 5000m
- OVC II
- Indoor use
- Safety according to IEC/UL/BS EN 62368, EN61558

LIF240-10BxxR2 is Mornsun AC-DC converter series featuring a cost-effective, energy efficient green power supply solution for standard DIN-rail mounting. The products offer a high level of stability and immunity to noise for industrial control equipment, machinery, and other industrial equipment in a variety of harsh environments. These light weight AC-DC converters have an extremely compact design and the standard rail installation for space saving. With good EMC performance, compliant with international IEC/EN/UL/BS EN 62368, UL61010, EN61558 standards for EMC and safety.

Selection Guide

Certification	Part No.*	Output Power (W)	Nominal Output Voltage and Current (Vo/Io)	Output Voltage Adjustable Range (V)	Efficiency at 230VAC (%) Typ.	Max. Capacitive Load (μF)
UL/EN/BIS	LIF240-10B12R2	192	12V/16A	12.0-14.0	92	160,000
	LIF240-10B24R2	240	24V/10A	24.0-28.0	94	40,000
	LIF240-10B48R2		48V/5A	48.0-53.0		10,000

Note: *Use suffix "QQ" for double-faced conformal coating.

Input Specifications

Item	Operating Conditions		Min.	Typ.	Max.	Unit
Input Voltage Range	Rated input (Certified voltage)		100	--	240	VAC
	AC input		85	--	264	
	DC input		120	--	370	VDC
Input Voltage Frequency	Rated AC input		50	--	60	Hz
	AC input		47	--	63	
Input Current	Rated Input		--	--	3	A
	115VAC		--	--	3	
	230VAC		--	--	1.5	
Inrush Current	115VAC		--	15	--	A
	230VAC		--	30	--	
Power Factor	115VAC		--	0.98	--	--
	230VAC		--	0.94	--	
Leakage Current	264VAC		<0.5 mA			
Hot Plug			Unavailable			

Output Specifications

Item	Operating Conditions		Min.	Typ.	Max.	Unit
Output Voltage Accuracy	Full load range	12V	--	±2.0	--	%
		24V/48V	--	±1.0	--	
Line Regulation	Rated load		--	±0.5	--	%
Load Regulation	0% - 100% load		--	±1.0	--	
Ripple & Noise*	20MHz bandwidth (peak-to-peak value)	12V	--	50	100	mV
		24V	--	60	120	
		48V	--	75	150	
Stand-by Power Consumption			--	4	--	W
Hold-up Time			--	20	--	ms
DC OK Signal*	Resistive load		30VDC/1A Max.			
Short Circuit Protection	Recovery time <10s after the short circuit disappear.		Constant current, continuous, self-recovery			
Over-current Protection	230VAC, rated load	Normal temperature, high temperature	110% - 200% Io, self-recovery			
		Low temperature	≥ 105% Io, self-recovery			
Over-voltage Protection	12V	≤ 18V (Output voltage turn off, re-power on for recover)				
	24V	≤ 35V (Output voltage turn off, re-power on for recover)				
	48V	≤ 60V (Output voltage turn off, re-power on for recover)				
Over-temperature Protection	230VAC, rated load		--	80	--	°C

Note: 1.*The "Tip and barrel method" is used for ripple and noise test, output parallel 47uF electrolytic capacitor and 0.1uF ceramic capacitor, please refer to Enclosed Switching Power Supply Application Notes for specific information;
2.*DC OK Signal: When the output voltage is normal, the relay is connected. When the output voltage is abnormal (<90%Vo), the relay is disconnected.

General Specifications

Item	Operating Conditions		Min.	Typ.	Max.	Unit		
Isolation Test	Input - ⊕	Electric strength test for 1min., leakage current <15mA	2000	--	--	VAC		
	Input - output		3000	--	--			
	Output - ⊕		500	--	--			
Insulation Resistance	Input - ⊕	At 500VDC	50	--	--	MΩ		
	Input - output		50	--	--			
	Output - ⊕		50	--	--			
Operating Temperature			-40	--	+70	°C		
Storage Temperature			-40	--	+85			
Storage Humidity	Non-condensing		--	--	95	%RH		
Operating Humidity			--	--	90			
Switching Frequency			--	100	--	kHz		
Power Derating	Operating temperature derating	-40°C to -25°C		3.34	--	--	% / °C	
		+45°C to +70°C		115VAC	2.0	--		--
		+50°C to +70°C	12V	230VAC	1.25	--		--
		+60°C to +70°C	24V/48V	230VAC	2.5	--		--
	Input voltage derating		85VAC-100VAC		0.67	--	--	%/VAC
Safety Standards			UL61010-1, UL61010-2-201, IS13252 (Part1) safety approved & EN62368-1 (Report) Design refer to IEC/UL/BS EN 62368-1, EN61558-1, EN61558-2-16					
Safety Class			CLASS I					
MTBF	MIL-HDBK-217F@25°C		>300,000 h					
Pollution Degree			2					

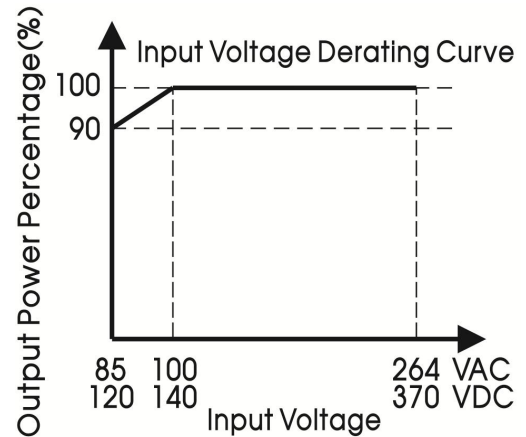
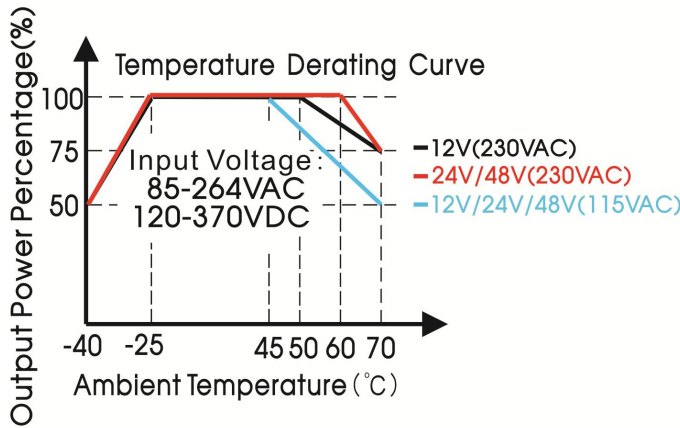
Mechanical Specifications

Case Material	Metal (AL1100, SPCC) and Plastic (PC940)
Dimensions	124.00 x 41.00 x 110.00 mm
Weight	650g (Typ.)
Cooling Method	Free air convection

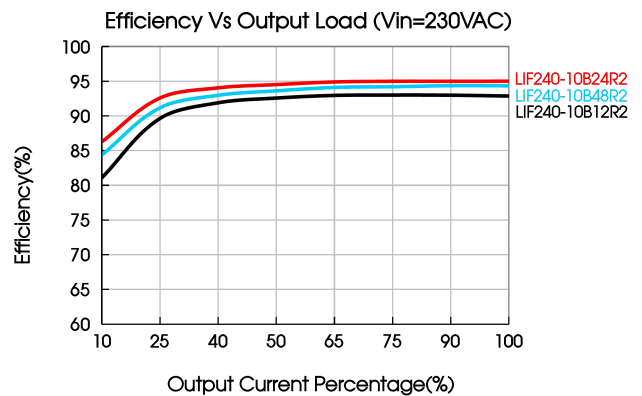
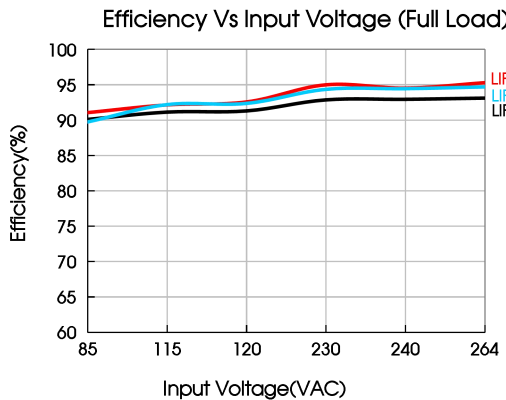
Electromagnetic Compatibility (EMC)

Emissions	CE	CISPR32/EN55032	CLASS B	
	RE	CISPR32/EN55032	CLASS B	
	Harmonic current	IEC/EN61000-3-2	CLASS A and CLASS D	
Immunity	ESD	IEC/EN 61000-4-2	Contact ±8KV/Air ±15KV	perf. Criteria A
	RS	IEC/EN 61000-4-3	10V/m	perf. Criteria A
	EFT	IEC/EN 61000-4-4	±4KV	perf. Criteria A
	Surge	IEC/EN 61000-4-5	line to line ±2KV/line to ground ±4KV	perf. Criteria A
	CS	IEC/EN61000-4-6	10 Vr.m.s	perf. Criteria A
	Voltage dips, short interruptions and voltage variations immunity	IEC/EN61000-4-11	0%, 70%	perf. Criteria B

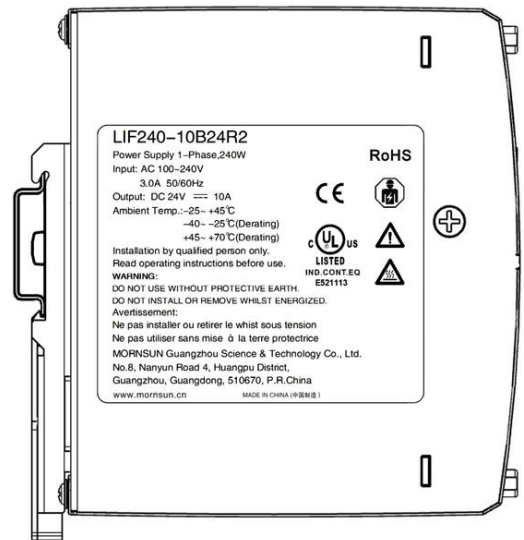
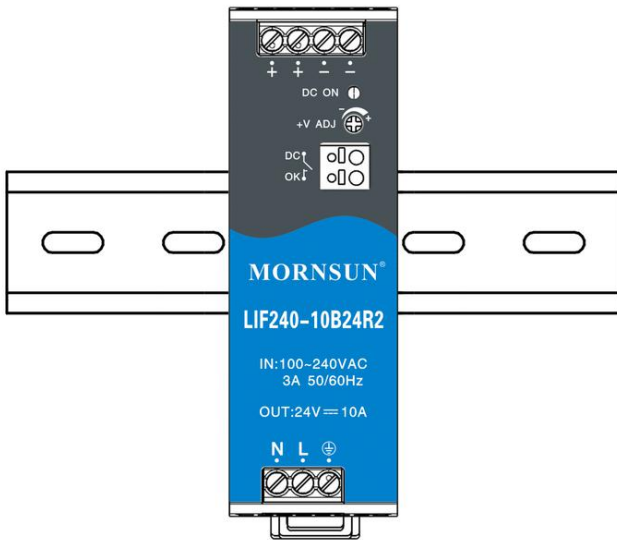
Product Characteristic Curve



- Note: 1. With an AC input voltage between 85 -100VAC and a DC input between 120-140VDC the output power must be derated as per the temperature derating curves;
2. This product is suitable for applications using natural air cooling; for applications in closed environment please consult Mornsun FAE.



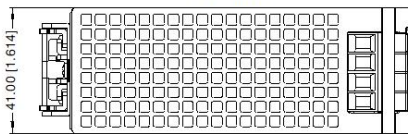
Installation Diagram



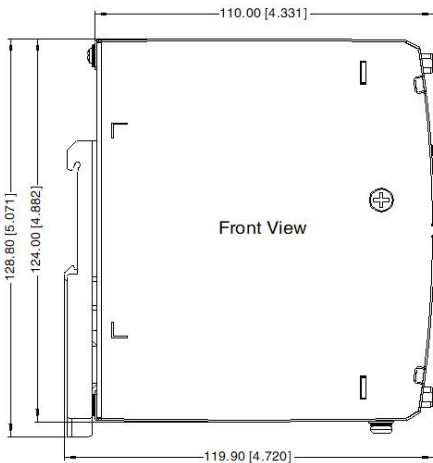
Notice: Keep the following installation clearances: 20mm on top, 20mm on the bottom, 5mm on the left and right sides are recommended when the device is loaded permanently with more than 50% of the rated power. Increase this clearance to 15mm in case the adjacent device is a heat source (e.g. another power supply).

Dimensions and Recommended Layout

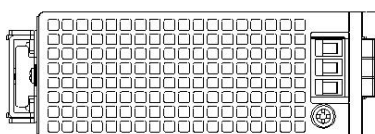
Top View



Front View



Bottom View

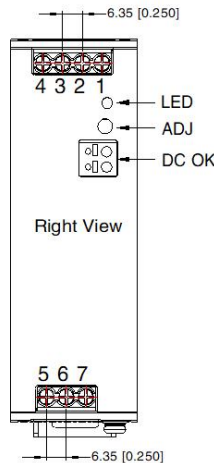


THIRD ANGLE PROJECTION



Pin-Out

Pin	Mark
1	-Vo
2	-Vo
3	+Vo
4	+Vo
5	AC(N)
6	AC(L)
7	⊕



Note:

Unit: mm[inch]

LED: Output status indicator LED

ADJ: Output adjustable resistor

Wire range: Input: 26-10AWG(12-10AWG for pin7)

Output: 12V: 12-10AWG

24V: 16-10AWG

48V: 18-10AWG

DC OK: 24-16AWG

Tightening torque: Max 0.79N · m


Mounting rail: TS35, rail needs to connect safety ground

General tolerances: ± 1.00[± 0.039]



WARNING Risk of electrical shock, fire, personal injury or death:

AVERTISSEMENT AVERTISSEMENT Risque de choc électrique, d'incendie, de blessures corporelles ou de décès :

1. Do not use the power supply without proper grounding (Protective Earth). Use the terminal on the input block for earth connection and not one of the screws on the housing;
N'utilisez pas l'alimentation électrique sans mise à la terre appropriée (Terre protectrice). Utilisez le terminal sur le bloc d'entrée pour la connexion terrestre et non pas une des vis sur le boîtier;
2. Turn power off before working on the device, protect against inadvertent re-powering;
Éteignez l'alimentation avant de travailler sur l'appareil, protégez-vous contre la réenergisation accidentelle;
3. Make sure that the wiring is correct by following all local and national codes;
Assurez-vous que le câblage est correct en suivant tous les codes locaux et nationaux;
4. Do not modify or repair the unit;
Ne modifiez pas ou ne réparez pas l'appareil;
5. Do not open the unit as high voltages are present inside;
Ne modifiez pas ou ne réparez pas l'appareil;
6. Use caution to prevent any foreign objects from entering the housing;
Faire preuve de prudence pour empêcher les objets étrangers d'entrer dans le logement;
7. Do not use in wet locations or in areas where moisture or condensation can be expected;
Faire preuve de prudence pour empêcher les objets étrangers d'entrer dans le logement;
8. Do not touch during power-on, and immediately after power-off, hot surfaces may cause burns; 
Ne touchez pas pendant l'alimentation et, immédiatement après l'alimentation, les surfaces chaudes peuvent causer des brûlures.
9. For ambient temperature $\leq 60^{\circ}\text{C}$, use $\geq 90^{\circ}\text{C}$ - copper wire only; for ambient temperature $>60^{\circ}\text{C}$ to 85°C , use $\geq 105^{\circ}\text{C}$ - copper wire only; use only wires with a minimum dielectric strength of 300V (input) and 60V (output);
Température ambiante $\leq 60^{\circ}\text{C}$, utiliser $\geq 90^{\circ}\text{C}$ - seulement fils de cuivre; Température ambiante $>60^{\circ}\text{C}$ et 85°C , utiliser $\geq 105^{\circ}\text{C}$ - seulement fils de cuivre; Uniquement pour l'utilisation de fils de cuivre d'une résistance d'isolation minimale de 300V (d'entrée) et 60V (de sortie).

Note:

1. For additional information on Product Packaging please refer to www.mornsun-power.com. Packaging bag number: 58220199;
2. Unless otherwise specified, parameters in this datasheet were measured under the conditions of $T_a=25^{\circ}\text{C}$, humidity $<75\%$ RH with nominal input voltage and rated output load;
3. The room temperature derating of $5^{\circ}\text{C}/1000\text{m}$ is needed for operating altitude greater than 2000m;
4. All index testing methods in this datasheet are based on our company corporate standards;
5. In order to improve the efficiency at high input voltage, there will be audible noise generated, but it does not affect product performance and reliability;
6. We can provide product customization service, please contact our technicians directly for specific information;
7. Products are related to laws and regulations: see "Features" and "EMC";
8. The out case needs to be connected to PE (\oplus) of system when the terminal equipment in operating;
9. Our products shall be classified according to ISO14001 and related environmental laws and regulations, and shall be handled by qualified units.

Mornsun Guangzhou Science & Technology Co., Ltd.

Address: No. 5, Kehui St. 1, Kehui Development Center, Science Ave., Guangzhou Science City, Huangpu District, Guangzhou, P. R. China

Tel: 86-20-38601850

Fax: 86-20-38601272

E-mail: info@mornsun.cn

www.mornsun-power.com