






APPROVALS




 **ENGINEERING CODE**
700DA77


 **APPROVED REFRIGERANT**
R-600a


 **POWER SUPPLY**
220-240 V 50 Hz

 **STANDARD CONDITIONS**
EN12900

 **APPLICATION**
LBP

 **COOLING CAPACITY**
65 W (LBP)

 **EFFICIENCY**
1.36 W/W (LBP)

 **MOTOR TYPE**
RSCR

 **STARTING TORQUE**
LST

DATA

General Data

Type	Hermetic reciprocating
Technology Type	On-Off
Displacement	7.96 cm ³
Compressor Cooling	Static/NotControlled/220
Expansion Device	Capillary Tube
Horse Power	1/7 hp
Max Condensing Pressure Operating	8.69 bar
Max Condensing Pressure Peak	10.88 bar
Power Supply	220-240 V 50 Hz
Evaporating Temperature Range	-35 °C to -10 °C

Electrical Data

Motor type	RSCR
Starting Torque	LST
Start Winding Resistance	21.45 Ω at 25° C
Run Winding Resistance	26.2 Ω at 25° C

Mechanical Data

Maximum Recommended Refrigerant Charge	150 g
Oil Charge	150 ml
Oil Type Configuration	ALQUILB
Oil Type Viscosity	ISO5
Pressurization	Light vacuum
Weight	7.4 Kg
Free Internal Volume	1.5 L

Electrical Components

	Description
Run Capacitor	3
Starting Device	TSD2-220V TSD2-220V1.2 TSD2-D-220V
Motor Protection	4TM189KFBYY-73 CP4TMC212K61A5

External Characteristics

Base Plate	European	
Tray Holder	Yes	
Height	166 mm	
Connector	Internal Diameter	Shape
Suction	6.1 mm	Slanted 42° up + 45° to Back/Copper
Discharge	4.94 mm	Slanted 0° up + 45° to Back/Copper
Process	6.1 mm	Slanted 45° up + 45° to Back/Copper

PERFORMANCE

Rated Points

Condensing Temperature	Evaporating Temperature	Cooling Capacity	Power Consumption	Gas Flow Rate	Efficiency
40.00°C	-35.00°C	64 W	47 W	0.79 kg/h	1.36 W/W

Test Condition: EN12900LBP, Static/NotControlled/220, Return Gas 20°C, Evaporation -35.00°C, Condensing 40.00°C, Ambient 35°C, Liquid 40°C, Subcooling 0K. Data are an indication of performance based simulation.

Performance Curve Data

Condensing Temperature 35°C

Evaporating Temperature °C	Cooling Capacity W	Power W	Gas Flow Rate kg/h	Efficiency W/W
-35	70	47	0.82	1.51
-30	97	55	1.14	1.76
-25	131	64	1.53	2.05
-20	170	72	2.00	2.38
-15	217	79	2.54	2.73
-10	269	87	3.17	3.1

Test Condition: EN12900LBP, Static/NotControlled/220, Return Gas 20°C, Ambient 35°C, Subcooling OK. Data are an indication of performance based simulation.

Condensing Temperature 45°C

Evaporating Temperature °C	Cooling Capacity W	Power W	Gas Flow Rate kg/h	Efficiency W/W
-35	59	48	0.75	1.23
-30	82	58	1.05	1.43
-25	112	68	1.43	1.66
-20	147	78	1.89	1.9
-15	189	88	2.42	2.16
-10	237	98	3.04	2.42

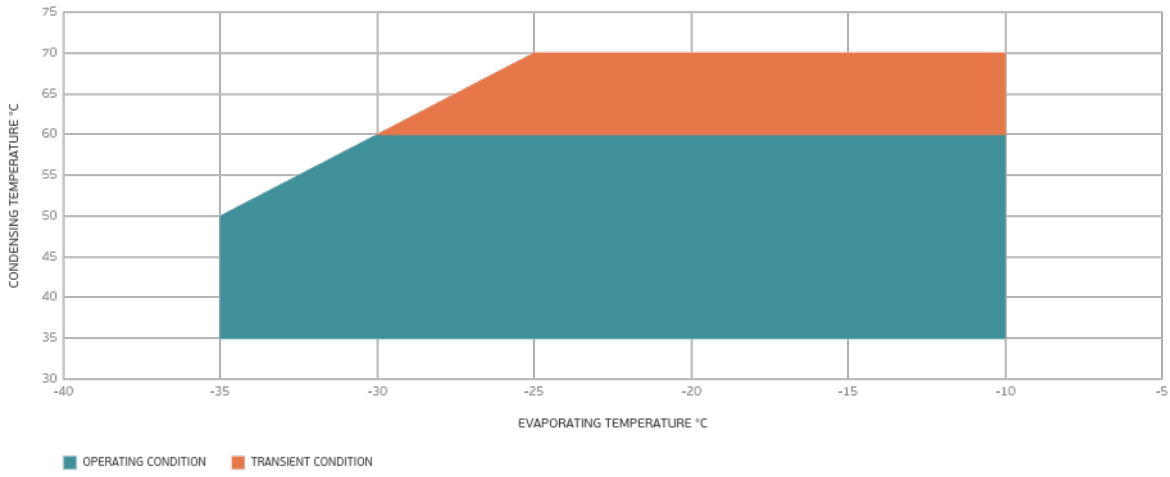
Test Condition: EN12900LBP, Static/NotControlled/220, Return Gas 20°C, Ambient 35°C, Subcooling OK. Data are an indication of performance based simulation.

Condensing Temperature 55°C

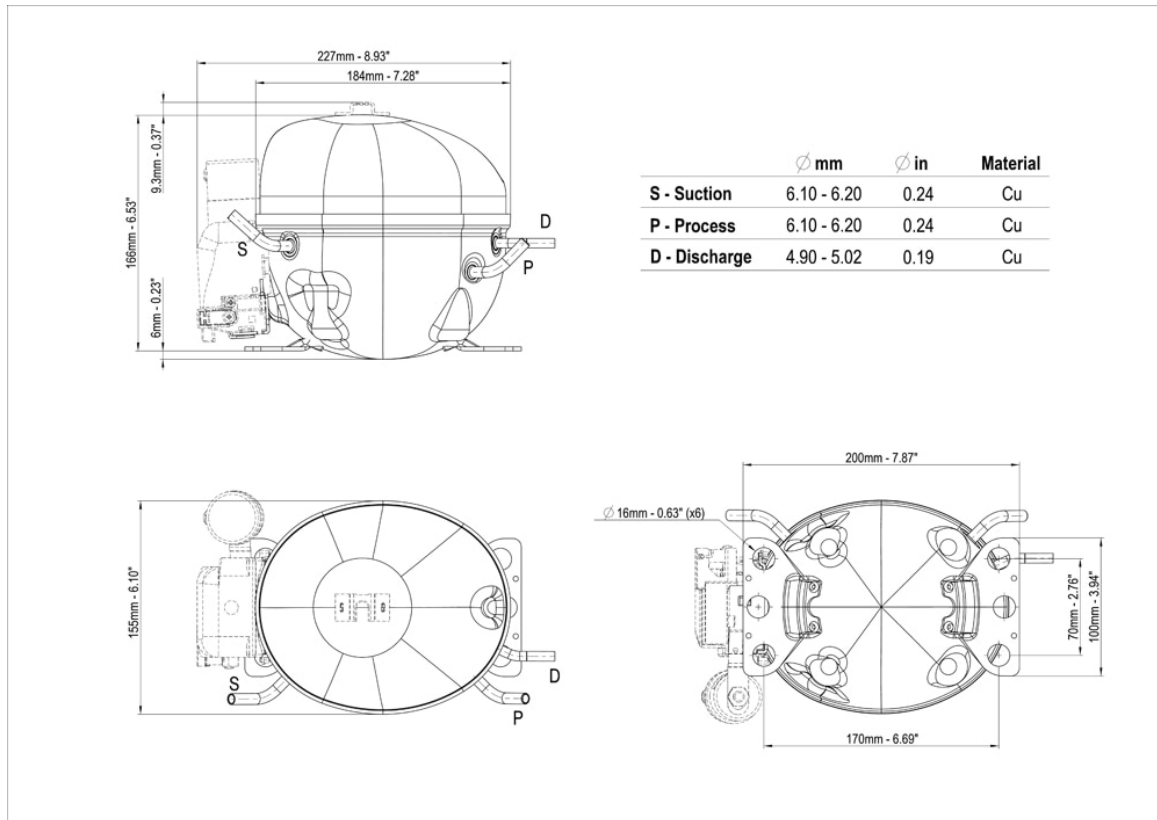
Evaporating Temperature °C	Cooling Capacity W	Power W	Gas Flow Rate kg/h	Efficiency W/W
-35	48	47	0.68	1.02
-30	68	58	0.96	1.18
-25	94	69	1.32	1.36
-20	125	81	1.76	1.55
-15	162	93	2.29	1.74
-10	204	106	2.89	1.93

Test Condition: EN12900LBP, Static/NotControlled/220, Return Gas 20°C, Ambient 35°C, Subcooling OK. Data are an indication of performance based simulation.

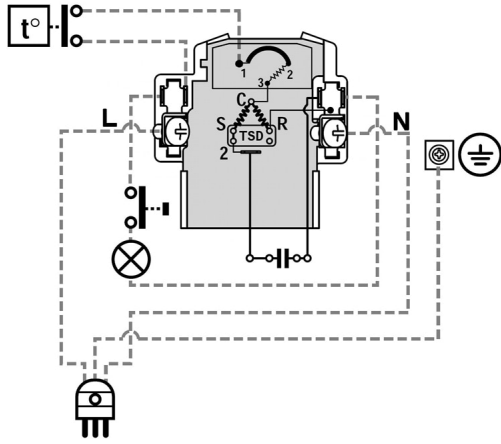
Operating Envelope



External Dimensions



Wiring Diagram



Assembly Instructions

