

# SPECIFICATION



Product Name : LED Flood Light

Part No: FL-10-CW /2Y/

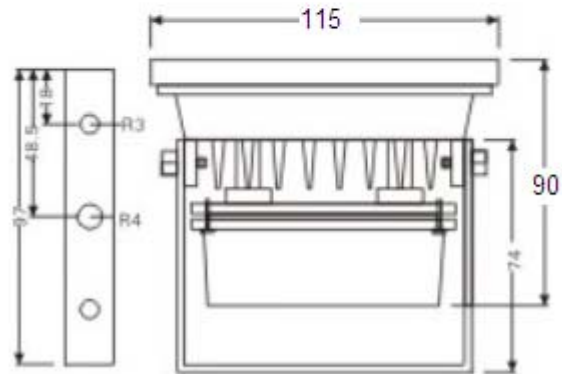
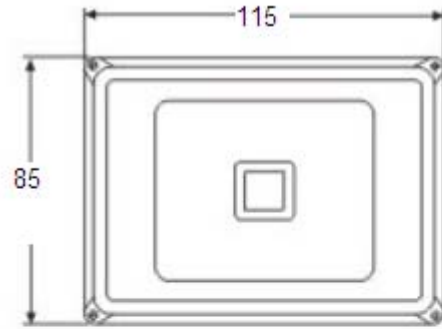
Approval No : 20101201001

V2.1

**Content**

- 1. Outlook**
- 2. Application**
- 3. Features**
- 4. Specification**
- 5. Photometry**
- 6. Operation and Storage Condition**
- 7. Certificate**
- 8. Package**
- 9. Assembly and Installation**
- 10. Warning**
- 11. Warranty**

## **1. Outlook**



## 2. Application

- Projector / Floodlight
- Tunnel Lighting / Pathway Lighting / Park Lighting
- Signboard Lighting

## 3. Features

- Multi-Chip on Lead Frame, Single Module LED Package Design
- System Design Integrating Power Supply, LED Light Engine, and Heat Sink
- Over Current, Over Voltage, Over Heat, Thunder Protection
- Choice of Correlated Color Temperatures  
(Specification Re-Defined Accordingly)
- Long lifespan for LED 50,000 hrs
- 100% Recycle, No Pollution, and UV, IR

## 4. Specification

### ● Optical

LED Luminance	750-900lm
Light Fixture Luminance	>700lm
CCT	6500±500K
CRI	>70
LED Package	Multi-chip on Lead Frame, Single Module

### ● Electrical

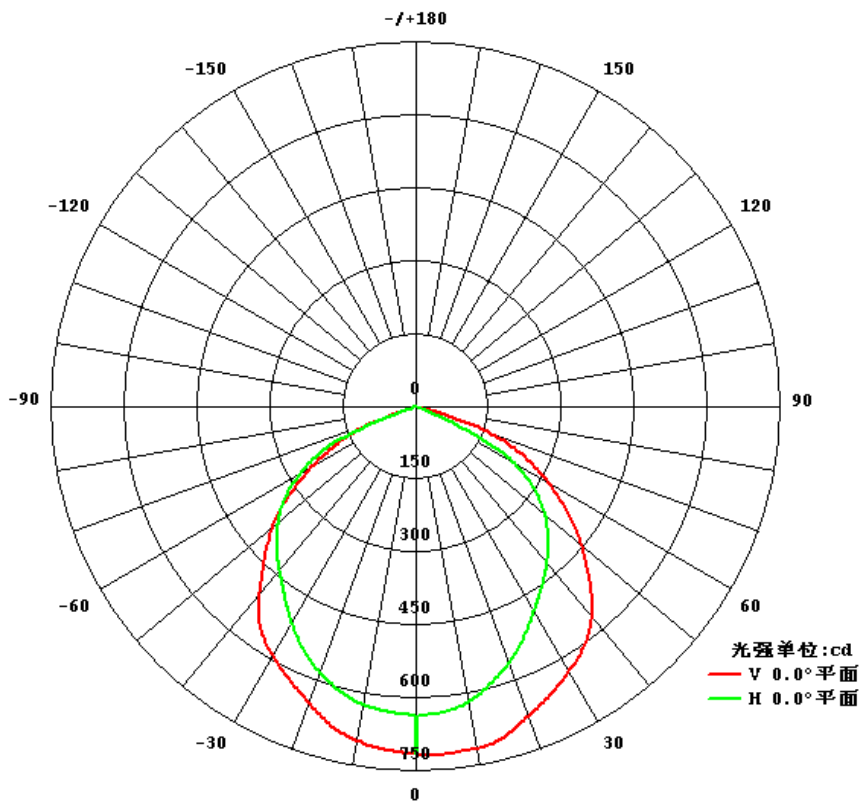
Input Voltage	85~264V AC, 50/60Hz
Power Consumption	≅ 12W (of Total System)
Power Factor	≅ 0.9
Power Efficiency	>89%
EMI Grade	EMI Class B
Protection	Over Current/Over Voltage/Thunder Protection
Luminance Efficacy	>85lm/W

### ● Mechanical and System

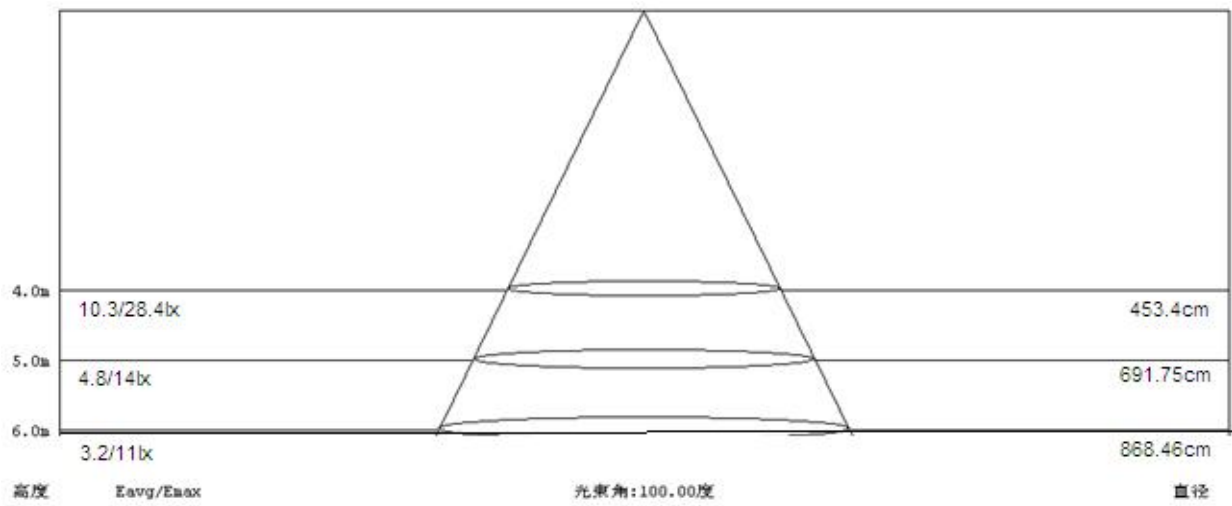
IP Level	IP65
Housing	Al alloy
Dimension	115 X 85 X 105 mm
Net Weight	0.68 Kg
Heat Solution	Convection

## 5. Photometry

### ● Polar Diagram of Luminance



### ● AAI Figure



## 6. Operation and Storage Condition

- Operation Ambient Temperature -40 to +60°C, Relative Humidity 20~90%

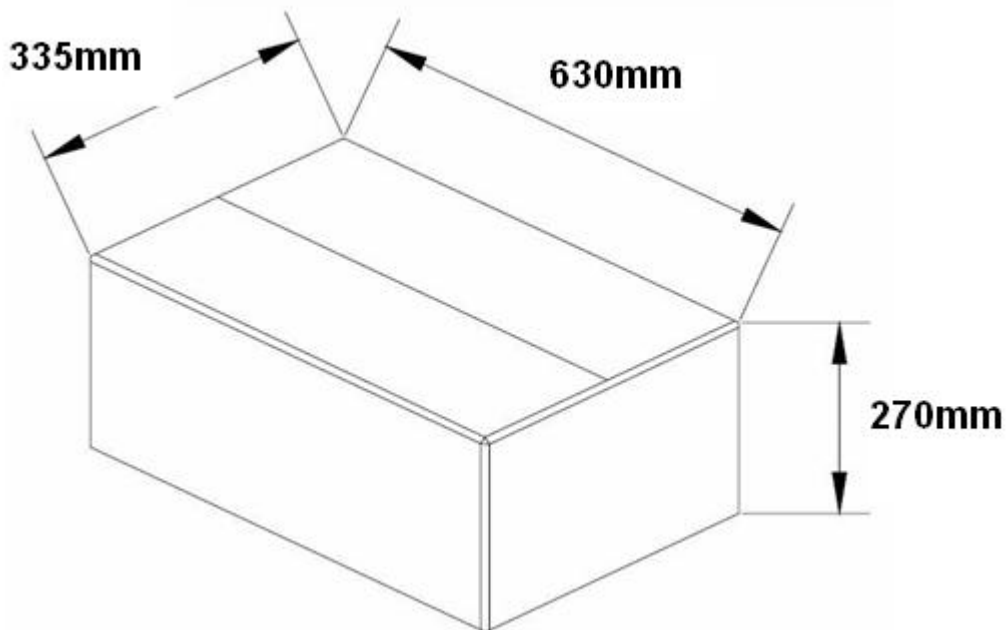
- Input Voltage 85~264V AC, 50/60Hz
- Storage Ambient Temperature -40 to +85°C, Relative Humidity 5~95%
- Mounting Height : Suitable for 3~5m height

## 7. Certificate

- LED Lighting Certificated with CE
- The Whole Floodlight Certificated with CE

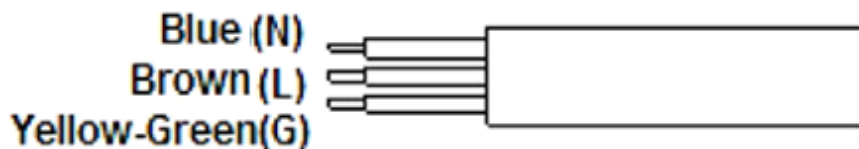
## 8. Package

- 1 Set = 120mm X 132mm X 100mm 0.75KG
- 1 Carton=30Set Size : 630mm X 335mm X 270mm



## 9. Assembly and Installation

- Assembly-Electricity



- Blue : Neutral
- Brown : Line
- Yellow-Green : Ground

## ● Installation

- The entire series of LED flood light are designed with wide range voltage, the voltage range is 85~264 volts, the frequency is 50/60Hz.
- Installation tool: A adjustable wrench group.
- Installation Steps :
  1. Tighten Axle Screw, and Locate Screw
  2. Connecting the power line of LED Flood Light to the power supplier ,finish the installation procedure.
- The installation notices
  1. No necessary using other devices for LED Flood light installation such as stabilizer, regulator and so on.
  2. Opening the light and lifting the buckle is unallowable.  
Soaking in the water is unallowable.

## 10. Warning

- Do Not Use Other Devices for LED Floodlight Installation Such as Stabilizer, Regulator ...etc
- Do Not Open the Light Engine
- Do Not Soak the Floodlight into Water

- Do Not Light up the System Without Grounding
- Do Not Use Dimmer

## 11. Warranty

- 2 Years Warranty Starts from Taking Delivery of Goods a Day. The Warranty Content Includes the Damage of All Components, Such as LED Light Source and Power Supply...etc.
- The Calculation of Warranty Period with Turn on the Light for a Day 8-10 Hours is Limited. As Everyday Longer Than 10 Hours, Then Gradually Decrease According to Comparison Warranty Time Limit.
- The Floodlight Must Operate at the Common Normal Environment. As in Order to be Faced by the Sea Road in 3 Kilometers or to Use in the Bad Environment Such as Tunnel, Warranty Period is Within 1 Year.
- This company must be authorized to have maintenance cost under the following situations.
  - The Floodlight hasn't Operated According to the Stipulation Under the Common Normal Environment and Thus causes the Breakdown Destruction.
  - Damaging of the Product Are Irresistible (Disasters, Person Disaster, Earthquake, Thunder Stroke, Typhoon...etc), the Artificial Destruction (Fallen Wound, to Strike, to Hit Hard and so on), the Artificial Mistake (Losing, Wars, Not to Take Care of Properly and so on) or Other Unusual Factor Result.



➤ Customers or Other Guys Add Attach, the  
Expansion, the Revision, to Repair by Themselves.