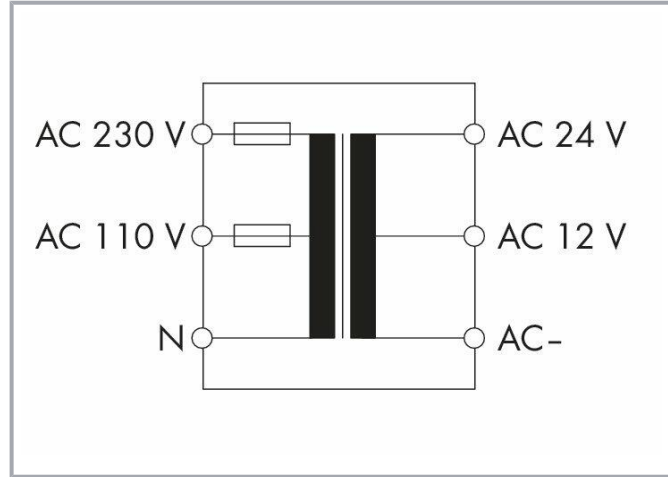


Data sheet | Item number: 787-974

Transformer power supply; Input voltage: 230 VAC; Output voltage: 12 ... 24 VAC; Output power: 40 VA



www.wago.com/787-974



Subject to changes. Please also observe the further product documentation!

WAGO GmbH & Co. KG
Hansastr. 27
32423 Minden
Phone: +49571 887-0 | Fax: +49571 887-169
Email: info.de@wago.com | Web: www.wago.com

Do you have any questions about our products?
We are always happy to take your call at +49 (571) 887-44222.



Item description

Features:

- Maintenance-free, DIN-rail-mount safety transformer for 12/24 VAC
- Center tap-off modules provide variable input/output voltage.
- Enables brief performance peaks
- Peak output power of 45 VA for 1 min/h

Data

Technical data

Subject to changes. Please also observe the further product documentation!



Input

Phases	1
Nominal input voltage $U_{i\text{ nom}}$	1 x AC 115 V; AC 230 V
Input voltage range	AC 0 ... 230 V
Nominal mains frequency range	50 ... 60 Hz

Output

Nominal output voltage $U_{o\text{ nom}}$	AC 12 / 24 V
Nominal output current $I_{o\text{ nom}}$	3.3 A (115 VAC); 1.67 A (230 VAC)
Load regulation	$\leq 5\%$
Overload behavior	Safety fuse in the primary circuit

Efficiency/power losses

Power loss P_l	$\leq 0.6\text{ W}$
------------------	---------------------

Circuit protection

Internal fuse	T 1.25 A / 250 VAC; T 0.63 A / 250 VAC
---------------	--

Safety and protection

Isolation voltage (AC)	AC 4.2 kV
Protection class	II
Protection type	IP20
Note on protection type	Per EN 60529
Overvoltage category	III
Pollution degree	2
Short-circuit-protected	Yes
Open-circuit-proof	Yes
Parallel operation	No
Series operation	Yes (with identical power supply)

Connection data

Connection type (1)	Input/Output
Connection technology	CAGE CLAMP®

Subject to changes. Please also observe the further product documentation!



WAGO Connector	WAGO 236 Series
Solid conductor	0.08 ... 2.5 mm ² / 28 ... 12 AWG
Fine-stranded conductor	0.08 ... 2.5 mm ² / 28 ... 12 AWG
Strip length	5 ... 6 mm / 0.2 ... 0.24 inch

Physical data

Width	126 mm / 4.961 inch
Height	90 mm / 3.543 inch
Depth from upper edge of DIN-rail	54 mm / 2.126 inch

Mechanical data

Mounting type	DIN-35 rail
---------------	-------------

Material data

Weight	1000 g
--------	--------

Environmental requirements

Surrounding air temperature (operation)	-25 ... 55 °C
Surrounding air temperature (storage)	-25 ... 85 °C
Relative humidity	90%

Standards and specifications

Conformity marking	CE
Standards/Specifications	UL 5085 EN 61558-2-6

Commercial data


PU (SPU)	1 Each
Packaging type	box
Country of origin	CN
GTIN	4055143487382
Customs tariff number	85043129900

Approvals / Certificates


Country specific Approvals

Certificate

Subject to changes. Please also observe the further product documentation!

Logo	Approval	Additional Approval Text	name
	EAC Brjansker Zertifizierungsstelle	TP TC 004/2011	EAC RU C-DE.AM02.B.00122/19



UL-Approvals

Logo	Approval	Additional Approval Text	Certificate name
	UL Underwriters Laboratories Inc.	UL 5085-1/-2	E488057

Optional accessories


Marking accessories

Marking strip

	Item no.: 210-831 Marking strips; on reel; 2.3 mm wide; plain; Self-adhesive; white	www.wago.com/210-831
	Item no.: 210-832 Marking strips; on reel; 3 mm wide; plain; Self-adhesive; white	www.wago.com/210-832







Tool

Operating tool

	Item no.: 210-720 Operating tool; Blade: 3.5 x 0.5 mm; with a partially insulated shaft; multicoloured	www.wago.com/210-720
--	--	--

Ferrule

Ferrule

	Item no.: 216-203 Ferrule; Sleeve for 1 mm ² / AWG 18; insulated; electro-tin plated; red	www.wago.com/216-203
	Item no.: 216-202 Ferrule; Sleeve for 0.75 mm ² / 18 AWG; insulated; electro-tin plated; gray	www.wago.com/216-202
	Item no.: 216-204 Ferrule; Sleeve for 1.5 mm ² / AWG 16; insulated; electro-tin plated; black	www.wago.com/216-204
	Item no.: 216-201 Ferrule; Sleeve for 0.5 mm ² / 20 AWG; insulated; electro-tin plated; white	www.wago.com/216-201
	Item no.: 216-223 Ferrule; Sleeve for 1 mm ² / AWG 18; insulated; electro-tin plated; red	www.wago.com/216-223
	Item no.: 216-241	

Subject to changes. Please also observe the further product documentation!



	Ferrule; Sleeve for 0.5 mm ² / 20 AWG; insulated; electro-tin plated; electrolytic copper; gastight crimped; acc. to DIN 46228, Part 4/09.90; white	www.wago.com/216-241
	Item no.: 216-242 Ferrule; Sleeve for 0.75 mm ² / 18 AWG; insulated; electro-tin plated; electrolytic copper; gastight crimped; acc. to DIN 46228, Part 4/09.90; gray	www.wago.com/216-242
	Item no.: 216-222 Ferrule; Sleeve for 0.75 mm ² / 18 AWG; insulated; electro-tin plated; gray	www.wago.com/216-222
	Item no.: 216-221 Ferrule; Sleeve for 0.5 mm ² / 20 AWG; insulated; electro-tin plated; white	www.wago.com/216-221
	Item no.: 216-224 Ferrule; Sleeve for 1.5 mm ² / AWG 16; insulated; electro-tin plated; black	www.wago.com/216-224
	Item no.: 216-243 Ferrule; Sleeve for 1 mm ² / AWG 18; insulated; electro-tin plated; electrolytic copper; gastight crimped; acc. to DIN 46228, Part 4/09.90; red	www.wago.com/216-243
	Item no.: 216-244 Ferrule; Sleeve for 1.5 mm ² / AWG 16; insulated; electro-tin plated; electrolytic copper; gastight crimped; acc. to DIN 46228, Part 4/09.90; black	www.wago.com/216-244
	Item no.: 216-263 Ferrule; Sleeve for 1 mm ² / AWG 18; insulated; electro-tin plated; electrolytic copper; gastight crimped; acc. to DIN 46228, Part 4/09.90; red	www.wago.com/216-263
	Item no.: 216-264 Ferrule; Sleeve for 1.5 mm ² / AWG 16; insulated; electro-tin plated; electrolytic copper; gastight crimped; acc. to DIN 46228, Part 4/09.90; black	www.wago.com/216-264
	Item no.: 216-284 Ferrule; Sleeve for 1.5 mm ² / AWG 16; insulated; electro-tin plated; electrolytic copper; gastight crimped; acc. to DIN 46228, Part 4/09.90; black	www.wago.com/216-284
	Item no.: 216-262 Ferrule; Sleeve for 0.75 mm ² / 18 AWG; insulated; electro-tin plated; electrolytic copper; gastight crimped; acc. to DIN 46228, Part 4/09.90; gray	www.wago.com/216-262
	Item no.: 216-301 Ferrule; Sleeve for 0.25 mm ² / AWG 24; insulated; electro-tin plated; yellow	www.wago.com/216-301
	Item no.: 216-321 Ferrule; Sleeve for 0.25 mm ² / AWG 24; insulated; electro-tin plated; yellow	www.wago.com/216-321
	Item no.: 216-322 Ferrule; Sleeve for 0.34 mm ² / 22 AWG; insulated; electro-tin plated; light turquoise	www.wago.com/216-322
	Item no.: 216-302 Ferrule; Sleeve for 0.34 mm ² / 22 AWG; insulated; electro-tin plated; light turquoise	www.wago.com/216-302

Downloads

Documentation

Bid Text

Subject to changes. Please also observe the further product documentation!

WAGO GmbH & Co. KG
 Hansastr. 27
 32423 Minden
 Phone: +49571 887-0 | Fax: +49571 887-169
 Email: info.de@wago.com | Web: www.wago.com

Do you have any questions about our products?
 We are always happy to take your call at +49 (571) 887-44222.



787-974 X81 - Datei	19 февр. 2019 г.	xml 5.0 kB	Download
------------------------	------------------	---------------	----------

787-974 doc - Datei	24 нояб. 2016 г.	doc 33.3 kB	Download
------------------------	------------------	----------------	----------

Instruction Leaflet

Sicherheitstransformator 40 VA	V 1.1.0	pdf 2.3 MB	Download
-----------------------------------	---------	---------------	----------

Additional Information

Disposal; Electrical and electronic equipment, Packaging	V 1.0.0	pdf 265.8 kB	Download
--	---------	-----------------	----------

CAD/CAE-Data

CAE data

EPLAN Data Portal 787-974	URL	Download
---------------------------	-----	----------

ZUKEN Portal 787-974	URL	Download
----------------------	-----	----------

CAD data

2D/3D Models 787-974	URL	Download
----------------------	-----	----------

Environmental Product Compliance

Compliance Search

Environmental Product Compliance 787-974	URL	Download
--	-----	----------

Transformer power supply; Input voltage: 230 VAC; Output voltage: 12 ... 24 VAC;

Output power: 40 VA

Installation Notes

Subject to changes. Please also observe the further product documentation!