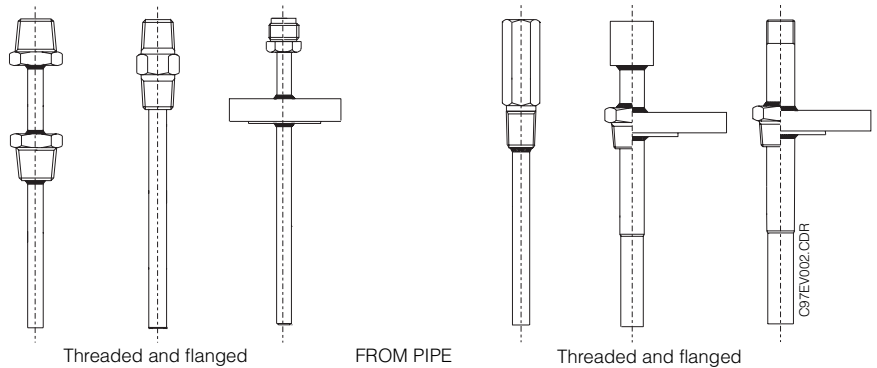


Industrial protecting tubes *omnigrad TA series*

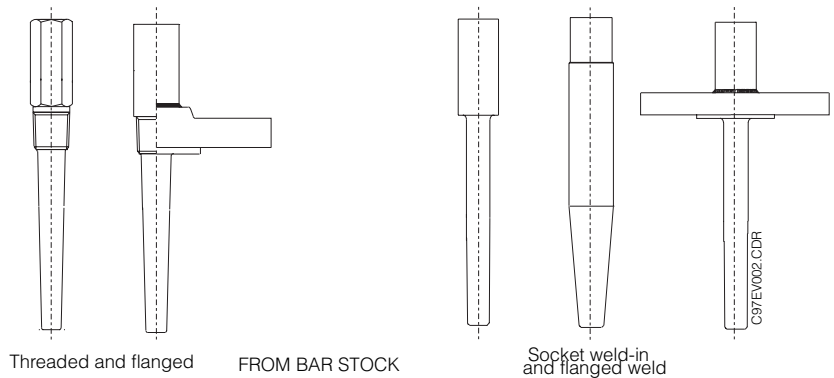
**Heavy, medium and light duty
from round/hexagonal bar stock or pipe
threaded, flanged and socket weld-in versions**



Threaded and flanged

FROM PIPE

Threaded and flanged



Threaded and flanged

FROM BAR STOCK

Socket weld-in
and flanged weld

General

The Endress+Hauser thermowell lines cover a worldwide oriented measurement problem solving. To meet customer necessities, including different technical standards according to international/country/corporate requirements, is our commitment. The designs shown above are representative of the basic styles available.

Industrial thermowells are made from bar stock and from pipe of different diameters. The process connection can be threaded, flanged or socket weld-in. A variety of thermowell materials is available in order to cover a complete range of applications: heat treating, glass, paper, petroleum, power, chemical for example.

Quality made by
Endress+Hauser



ISO 9001

Endress+Hauser
Nothing beats know-how



General

Thermowell design has a great importance in obtaining accurate temperature measurements. Factors as length, thickness and mass velocity have to be carefully balanced to produce adequate well strength as well as accuracy and response of temperature measurement.

Immersion length

The distance from the tip of the well to the underside of the thread/flange/socket weld-in is the immersion length. For optimum accuracy, this length should be long enough to allow the entire temperature sensitive part of the element to project into the medium being measured. For a correct temperature measurement the thermowell immersion length must be 20 times its diameter. When calculating the immersion length, the dead length to pass through walls, sockets etc. must also be taken into account.

Straight/Conical or Tapered Wells

Tapered shank wells provide greater strength for the same sensitivity. The higher strength-to-weight ratio gives these wells a higher natural frequency than equivalent length straight/conical shank wells, permitting operation at higher fluid velocity.

Loading capacity of wells

In many cases well failures are not due to the effect of pressure and temperature only. Inadequate strength of well can be due to improper choice of shape or material. Less familiar, and more dangerous, are the vibration effects to which wells are subjected. Fluid, flowing by the well, forms a turbulent wake (called the Von Karman trail) which has definite frequency based on the thermowell shape and process operating conditions. The standard DIN43763 as well as ASME PTC 19.3 -1974 (ANSI PTC19.3 - 1974) gives the formulas to enable the user to determine if a selected well is strong to withstand specific application conditions of temperature, pressure, velocity and vibrations.

Identification

Upon request thermowell is supplied with punched on identification.

Test capabilities

Hydrostatic test

E+H and customer reference standards hydrostatic tests are available "on request" (i.e. Dow Chemical, Du Pont, ENI, Esso, Montedison, Shell, etc.). Two main testing methods, at ambient temperature, are available with issuing of certificates: internal and external pressure test.

Liquid penetrant test and others

Additional tests such as liquid penetrant examination, ultrasonic tests, radiographic inspection are available with issuing of inspection test report certificate.

Materials

In general, the thermowell material used is governed mainly by the corrosion conditions. Occasionally the material strength rather than the corrosion resistance determines the thermowell material selection. For this reason wells are also available in several grades of stainless steel and carbon steel, Monel, Hastelloy C and Inconel 600. The high polish option for all stainless steel thermowells provides maximum corrosion resistance. Since the various materials specified for thermowells cannot meet the requirements of all possible service conditions, the material that is best

suited to the application shall be selected by the user. The thermowell material can be specified according to others installed plant units. In the case of corrosive media it is advisable to establish the suitability of a material by testing it under service conditions, since often only slight impurities are sufficient to alter the effect which such media may have on the material. For reference guide herein you find a table with the metallurgic characteristics and the application of the most commonly used materials.

DIN description or brand	DIN W. Nr.	ANSI	Metallurgic characteristics	Application
x5CrNiMo17122	1.4401	AISI316	- corrosion resistance - good resistance at very low temperatures	acetone asphalt fatty acids food & beverage hydrogen peroxide paper petroleum processing petrochemical industries soaps and detergents steam sulphur
x2CrNiMo17132	1.4404	AISI316L	- corrosion resistance - good resistance at very low temperatures - less sensitization in welded plate fabrication in the range 450÷850°C for short time periods	
x6CrNiMoTi17122	1.4571	AISI316Ti	- corrosion resistance - good resistance at very low temperatures -less sensitization in welded plate fabrication in the range 450÷850°C for long time periods	
x10CrAl24 (DIN) x19CrN28 (Euro)	1.4749 1.4762	AISI446	- corrosion resistance - good resistance at very high temperatures - better scaling resistance	flue smoke gas temperature petroleum processing petrochemical industries sulphur
10CrMo910	1.7380	-	DIN 43763	
13CrMo44	1.7335	-		
Inconel 600 NiCr15Fe	2.4816	UNS N 06600	- good resistance in oxidizing and reducing atmospheres -high corrosion resistance at very high temperatures	exit flues glass heat treatment high corrosive environment high temperature environment oxidation and reducing atmospheres superheaters waste heat boilers
Hastelloy C	2.4819	UNS N 10276	- excellent corrosion resistance in oxidizing and reducing atmospheres - corrosion resistance in welded junctions - excellent resistance to pitting and to stress corrosion cracking	chemical industries aggressive fluids as Alum (Potassium or Sodium), Calcium Bisulphate, Calcium Chloride, Chromic Acid, Citric Acid, Copper Chloride, Ferric Chloride, Hydrobromic Acid

Table 1

Heavy duty

Endress+Hauser offers a complete range of standardized thermowells. Heavy duty thermowell line covers a very large amount of industrial standards as DIN, Dow Chemical, Du Pont, ENI, ME U, etc. Two different types of thermowell construction are available: from drilled bar stock and from pipe. The process connection can be threaded, flanged or socket weld-in.

Herein you can find a summary technical description of heavy duty thermowells (see Technical Information references for more details).

Bar stock thermowells-Female thermometer connection


























Thermowell model	Hex bar wrench	Round bar \varnothing	Thermometer connection	Process connection	Bottom shape	Standard reference
TA550	-	30 mm	1/2" NPT	3/4" NPT or flanged	 	ME U819.02 - type 2
TA551	-	42 mm	1/2" NPT 1/2" NPSC	1 1/4" NPT or flanged	 	Du Pont TCM-1T; TCM-2T; TCM-6T; TCM-7T; TCM-8T
TA555	-	34 mm	1/2" NPT	1" NPT or flanged	 	ME U819.04 - type 6
TA556	-	35 mm	3/4" NPT	1" NPT or flanged	 	ENI BAR 3 ENI BAR 4
TA557	-	35 mm	1/2" NPT	1" NPT or flanged	 	ENI BAR 1
TA558	-	48 mm	3/4" NPT	1 1/2" NPT or flanged	 	ENI MAS 1
TA559	-	48 mm	1/2" NPT	1 1/2" NPT or flanged	 	ENI MAS 1 special
TA560	27 mm	-	1/2" NPT	3/4" NPT	 	-
TA561	27 mm	-	1/2" NPT 1/2" NPSC	1/2" NPT or 3/4" NPT	 	Du Pont SR1T Du Pont SR2T
TA565	36 mm	-	1/2" NPT	1" NPT	 	-
TA566	36 mm	-	1/2" NPT	1" NPT	 	-

Table 2

Bottom shape		
		
Straight	Tapered	Conical

Bar stock thermowells - Female thermometer connection



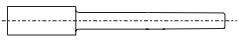
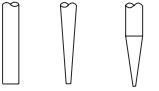


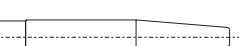
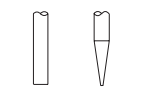

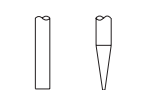
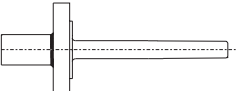

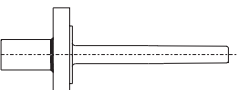
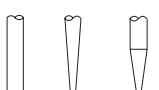
Thermowell model	Round bar Ø	Thermometer connection	Process connection	Bottom shape	Standard reference
TA570	 49 ÷ 35 mm	1/2" NPT 1/2" NPSM 1/2" BSP 1/2" BSPF	Socket weld-in		Dow Chemical standard G6D-7001-00 (1995)
TA571	 34 ÷ 30 mm	1/2" NPT 1/2" NPSM 1/2" BSP 1/2" BSPF	Socket weld-in		-
TA572	 29 ÷ 25 mm	1/2" NPT 1/2" NPSC	Socket weld-in		Du Pont SR21T Du Pont SR22T
TA573	 24 ÷ 20 mm	G 3/8" M14 (x1.5) M18 (x1.5)	Socket weld-in		DIN 43763-Form D
TA574	 18 mm	M14 (x1.5)	Socket weld-in		DIN 43763-D1S type DIN 43763-D2S type DIN 43763-D4S type DIN 43763-D5S type
TA575	 34 ÷ 30 mm	1/2" NPT 1/2" NPSM	Flanged weld		Dow Chemical standard G6D-7002-00 (1995)
TA576	 29 ÷ 25 mm	1/2" NPT 1/2" NPSC	Flanged weld		Du Pont SR6T Du Pont SR7T

Table 3

Welded extension pipe thermowells


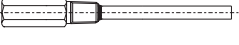
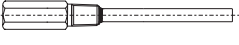
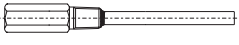
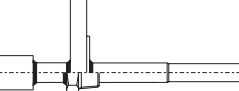
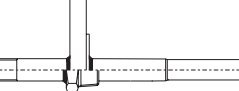




Thermowell model	Pipe Ø	Thermometer connection	Extension	Process connection	Bottom shape	Standard reference
TA530	 9÷12 mm	Female	G 1/2" 1/2" NPT	Hexagonal 27 mm wrench	1/2" NPT	-
TA531	 9÷15 mm 1/4"-3/8"		G 1/2" 1/2" NPT	Hexagonal 27 mm wrench	3/4" NPT	-
TA532	 1/4"-3/8"-1/2"		G 1/2" 1/2" NPT	Hexagonal 36 mm wrench	1" NPT	-
TA533	 1/4"-3/8"-1/2" 3/4"-1"		G 1/2" 1/2" NPT	Hexagonal 53 mm wrench	1 1/2" NPT	-
TA540	 1/4"-1/2"-3/4"	Male	1/2" NPT 3/4" NPT	Round Ø 35 mm	flanged or welded mounting bushing	ENI TUB 1 ENI TUB 2 ENI TUB 3 ENI TUB 4
TA541	 1/2"-3/4"		1/2" NPT 3/4" NPT G 1/2" G 3/4"	Round pipe size	flanged or welded mounting bushing	ME U819.05 9 type

Table 4

Bottom shape			
			
Straight	Tapered	Conical	Conical Tapered

Medium duty

Medium duty thermowell line covers DIN standards and complete market requirements.

Thermowells available are made from pipe.

The process connection can be threaded, flanged or sanitary fittings.

Herein you can find a summary technical description of medium and light duty thermowells (see Technical Information references for more details).

Pipe thermowells-Male thermometer connection

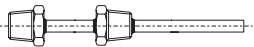








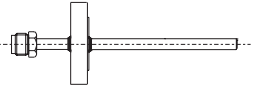


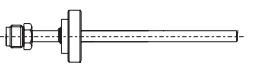




Thermowell model	Thermowell model image	Pipe Ø (mm)	Thermometer connection	Neck	Process connection	Bottom shape	Standard reference
TA10		9÷13	M24 (x1.5) 1/2" NPT	√	G1/2"-G1" std DIN G1/2"-G3/4"-G1" 1/2"-3/4"-1"NPT M20 (x1.5)-M27 (x2)	 	DIN 43763-Form B DIN 43763-Form C
TA11		9÷12	M24 (x1.5) 1/2" NPT G 1/2"	no	M20 (x1.5)- G1/2" std DIN G1/4"-G3/8"-G1/2"-G3/4"-G1" 1/4"-3/8"-1/2" NPT 3/4"-1"NPT	 	-
TA12		9÷13	M24 (x1.5) 1/2" NPT G 1/2"	no	TA50 threaded compression fitting	 	-
TA13		9÷13	M24 (x1.5) 1/2" NPT G 1/2"	√	flanged	 	DIN 43763 - Form F
TA14		9÷13	M24 (x1.5)	√	wide range of food and sanitary connections	 	DIN 43763 - Form D

Table 5

Bottom shape	
	
Straight	Tapered

TA series selection table

TA series is particularly designed to complete E+H line of temperature sensors which includes EEx-d and heavy duty thermometers (requiring a separate thermowell).

To easy select the right coupling you can use the following selection table.

Model	Thermowell to thermometer connection											
	Type	TST262 EE x d	TST264 EE x d	TST280	TST281	TST285	TST286	TST288	TST289			
TA10	Male	1/2" NPT	-	-	-	1/2" NPT	-	-	-			
TA11							G 1/2"					
TA12												
TA13												
TA530	Female	1/2" NPT	-	1/2" NPT	G 1/2"	-	-	1/2" NPT G 1/2"	1/2" NPT G 1/2"			
TA531												
TA532												
TA533												
TA540	Female	1/2" NPT	-	1/2" NPT	-	-	-	1/2" NPT	1/2" NPT 3/4" NPT			
TA541	Male	1/2" NPT		-				G 1/2"	-	-		
TA550	Female	-	1/2" NPT	1/2" NPT	-	-	-	1/2" NPT	1/2" NPT			
TA551												
TA555				-								
TA556				1/2" NPT						1/2" NPT	1/2" NPT	
TA557				-						-	-	
TA558				1/2" NPT						1/2" NPT	1/2" NPT	
TA559				1/2" NPT						1/2" NPT	1/2" NPT	
TA560	Female	-	1/2" NPT	1/2" NPT	1/2" NPT	-	-	1/2" NPT	1/2" NPT			
TA561												
TA565												
TA566												
TA570	Female	-	1/2" NPT	1/2" NPT	-	-	-	1/2" NPT	1/2" NPT			
TA571												
TA572												
TA573				-						-	G 3/8" M14 M18	G 3/8"
TA575				1/2" NPT						1/2" NPT	1/2" NPT	1/2" NPT
TA576				1/2" NPT						1/2" NPT	1/2" NPT	1/2" NPT

Table 6

Supplementary documentation

- TA10 thermowell
Technical Information TI151T/02/en
- TA11 thermowell
Technical Information TI195T/02/en
- TA12 thermowell
Technical Information TI196T/02/en
- TA13 thermowell
Technical Information TI238T/02/en
- TA14 thermowell
Technical Information TI234T/02/en
- TA530 thermowell
Technical Information TI189T/02/en
- TA531 thermowell
Technical Information TI192T/02/en
- TA532 thermowell
Technical Information TI193T/02/en
- TA533 thermowell
Technical Information TI194T/02/en
- TA540 thermowell
Technical Information TI166T/02/en
- TA541 thermowell
Technical Information TI188T/02/en
- TA550 thermowell
Technical Information TI153T/02/en
- TA551 thermowell
Technical Information TI237T/02/en
- TA555 thermowell
Technical Information TI154T/02/en
- TA556 thermowell
Technical Information TI155T/02/en
- TA557 thermowell
Technical Information TI156T/02/en
- TA558 thermowell
Technical Information TI157T/02/en
- TA559 thermowell
Technical Information TI158T/02/en
- TA560 thermowell
Technical Information TI159T/02/en
- TA561 thermowell
Technical Information TI176T/02/en
- TA565 thermowell
Technical Information TI160T/02/en
- TA566 thermowell
Technical Information TI177T/02/en
- TA570 thermowell
Technical Information TI161T/02/en
- TA571 thermowell
Technical Information TI178T/02/en
- TA572 thermowell
Technical Information TI179T/02/en
- TA573 thermowell
Technical Information TI187T/02/en
- TA574 thermowell
Technical Information TI207T/02/en
- TA575 thermowell
Technical Information TI162T/02/en
- TA576 thermowell
Technical Information TI163T/02/en
- Welding capabilities
Technical Information TI167T/02/en
- Liquid penetrant test
Technical Information TI168T/02/en
- Hydrostatic test
Technical Information TI169T/02/en

Export Division

Endress+Hauser
Instruments International
GmbH + Co.
P.O. Box 2222
D-79574 Weil am Rhein
Germany
Tel. (7621) 975-02
Tx 7-73-926
Fax (7621) 9-75-345

Endress+Hauser
Nothing beats know-how

