




APPROVALS




 **ENGINEERING CODE**
816BA42


 **APPROVED REFRIGERANT**
R-600a


 **POWER SUPPLY**
220-240 V 50 Hz

 **STANDARD CONDITIONS**
ASHRAE

 **APPLICATION**
LBP

 **COOLING CAPACITY**
239 W (LBP)

 **EFFICIENCY**
1.75 W/W (LBP)

 **MOTOR TYPE**
RSCR

 **STARTING TORQUE**
LST

DATA

General Data

Type	Hermetic reciprocating
Technology Type	On-Off
Displacement	14.28 cm ³
Compressor Cooling	Static/Controlled/220
Expansion Device	Capillary Tube
Max Condensing Pressure Operating	6.73 bar
Max Condensing Pressure Peak	7.69 bar
Power Supply	220-240 V 50 Hz
Evaporating Temperature Range	-30 °C to -5 °C

Electrical Data

Motor type	RSCR
Starting Torque	LST
Start Winding Resistance	23.2 Ω at 25° C
Run Winding Resistance	15.2 Ω at 25° C

Mechanical Data

Maximum Recommended Refrigerant Charge	150 g
Oil Charge	280 ml
Oil Type Configuration	ALQUILB
Oil Type Viscosity	ISO5
Pressurization	Without dry air charge
Weight	10.6 Kg
Free Internal Volume	2.3 L

Electrical Components

	Description
Starting Device	TSD-220V0.6
Run Capacitor	4
Motor Protection	4TM222RFBYY-53

External Characteristics

Base Plate	European	
Tray Holder	No	
Height	194 mm	
Connector	Internal Diameter	Shape
Suction	6.1 mm	Slanted 42°/Copper
Discharge	4.94 mm	Slanted parallel to Base Plate/Copper
Process	6.1 mm	Slanted 42°/Copper

PERFORMANCE

Rated Points

Condensing Temperature	Evaporating Temperature	Cooling Capacity	Power Consumption	Gas Flow Rate	Efficiency
54.40°C	-23.30°C	239 W	137 W	2.59 kg/h	1.75 W/W

Test Condition: ASHRAELBP32, Static/Controlled/220, Return Gas 32.2°C, Evaporation -23.30°C, Condensing 54.40°C, Ambient 32.2°C, Liquid 32.2°C, Subcooling 22.2K. Data are an indication of performance based simulation.

Performance Curve Data

Condensing Temperature 35°C

Evaporating Temperature °C	Cooling Capacity W	Power W	Gas Flow Rate kg/h	Efficiency W/W
-30	177	100	1.90	1.77
-25	232	113	2.49	2.05
-20	300	126	3.23	2.38
-15	386	140	4.16	2.75
-10	488	155	5.27	3.14
-5	608	172	6.59	3.54

Test Condition: ASHRAELBP32, Static/Controlled/220, Return Gas 32.2°C, Ambient 32.2°C, Liquid 32.2°C. Data are an indication of performance based simulation.

Condensing Temperature 45°C

Evaporating Temperature °C	Cooling Capacity W	Power W	Gas Flow Rate kg/h	Efficiency W/W
-30	176	108	1.89	1.63
-25	229	123	2.46	1.86
-20	295	139	3.18	2.13
-15	376	156	4.06	2.41
-10	474	175	5.12	2.71
-5	588	195	6.37	3.02

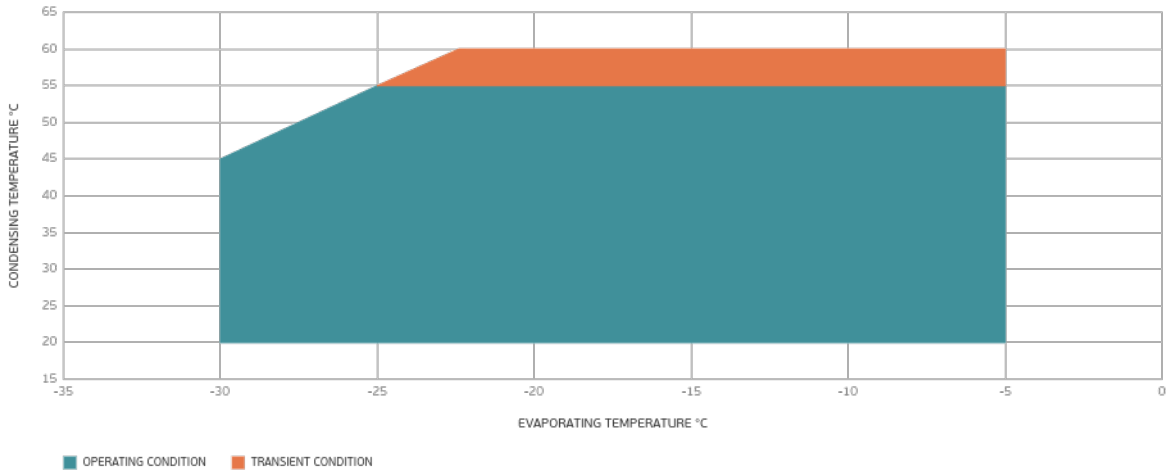
Test Condition: ASHRAELBP32, Static/Controlled/220, Return Gas 32.2°C, Ambient 32.2°C, Liquid 32.2°C. Data are an indication of performance based simulation.

Condensing Temperature 55°C

Evaporating Temperature °C	Cooling Capacity W	Power W	Gas Flow Rate kg/h	Efficiency W/W
-25	219	130	2.35	1.68
-20	283	148	3.04	1.91
-15	360	168	3.88	2.15
-10	453	190	4.89	2.39
-5	562	214	6.08	2.62

Test Condition: ASHRAELBP32, Static/Controlled/220, Return Gas 32.2°C, Ambient 32.2°C, Liquid 32.2°C. Data are an indication of performance based simulation.

Operating Envelope



External Dimensions

