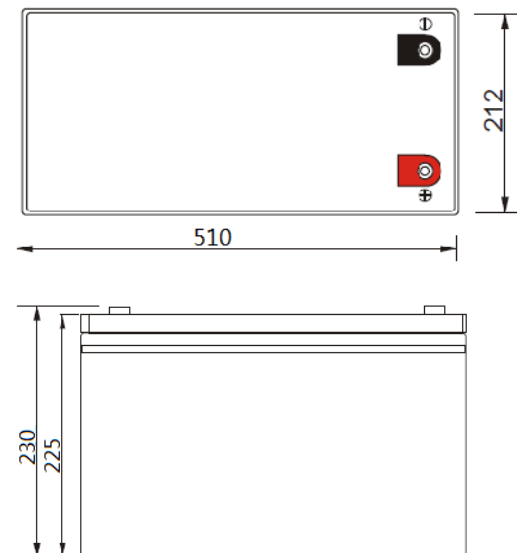




# HIGH PERFORMANCE

## LC 12-200

VALVE REGULATED LEAD CARBON  
12V FLAT PASTED PLATE  
BATTERY



### Innovative Features

- 15+ years design life;
- Unique super lead carbon technology, deep cycle battery design;
- Negative electrode with highly conductive carbon material, reduced sulfation of negative plate;
- Outstanding PSOC (partial state of charge ) cycle performance;
- 5~8 times cycle life between 30 and 70 percent state-of-charge compared with normal VRLA, without fear of becoming sulfated;
- Excellent recharge acceptance performance, recharge fast after deep discharge;
- Excellent quick charge performance, reduce charging time by 30%~50%;
- Wide operating temperature range: -40°C to +80°C;
- Low self-discharge rate <3%/month;
- Complies with IEC60896, IEC61427 standards;

### Performance Specifications

Normal Voltage	12V
Capacity	200Ah @ 10hr to 1.80V per cell @ 25°C (77°F)
Dimension	Length x Width x Height x Total Height: 510x212x225x230 (mm)
Weight	60.0kg (132lbs)
Internal Resistance	Approx. 2.9 mΩ
Short Circuit Current	2880A
Self Discharge @ 25°C (77°F)	No more than 3% after 30 days storage
Applicable Operating Temperature Range	-40°C~80°C (-40°F~176°F)
Ideal Operating Temperature Range	20°C~30°C (68°F~86°F)
Maximum Charge Current	40A
Charging Voltage @ 25°C (77°F)	Float: 13.5V, Temps coefficient -18 mV/°C Cycle: 14.1V, Temps coefficient -18 mV/°C
Contain Materials	ABS
Terminal Type	F-M8



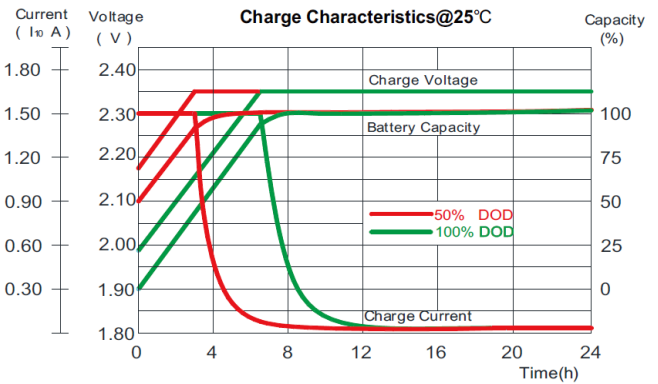
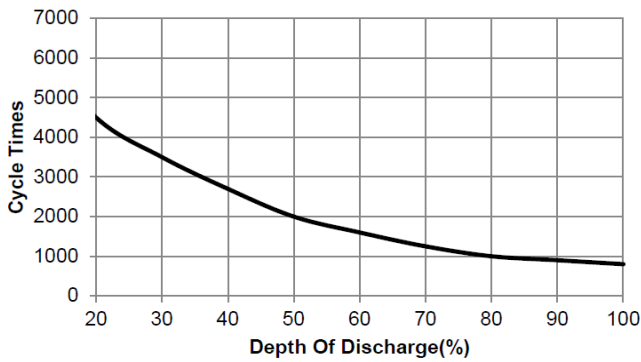
Constant Current Discharge Characteristics - Watts Per Cell @ 25°C (77°F)

Final VPC	Discharge Time In Minutes						Discharge Time In Hours									
	5	10	15	20	30	45	1	2	3	4	5	6	8	10	20	
1.80	1005	788	685	582	438	318	262	162	121	96.9	81.4	71.6	58.0	49.4	25.9	
1.75	1077	830	719	609	457	331	271	166	123	98.7	82.5	72.7	58.8	49.8	26.1	
1.67	1165	876	758	647	487	351	284	173	127	102	84.8	74.6	59.9	50.5	26.5	

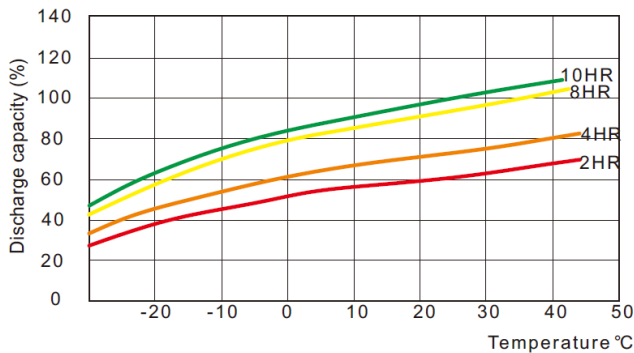
Constant Power Discharge Characteristics - Amperes @ 25°C (77°F)

Final VPC	Discharge Time In Minutes						Discharge Time In Hours									
	5	10	15	20	30	45	1	2	3	4	5	6	8	10	20	
1.80	447	345	299	252	187	137	112	67.7	50.6	40.4	33.9	29.7	24.0	20.3	10.7	
1.75	485	367	314	265	196	143	116	69.9	51.6	41.3	34.5	30.3	24.4	20.6	10.8	
1.67	541	398	332	284	212	153	123	73.3	53.7	42.6	35.7	31.1	25.0	21.0	11.1	

Cycle life vs. Depth of Discharge at 25°C (77°F)



Capacity at Different Temperature



Self-discharge at Different Temperature

