



承认书

SPECIFICATION FOR APPROVAL

Switching power Supply/开关电源

客户:

CUSTOMER: V.K

产品描述:

DESCRIPTION: Input:100~240V AC 50/60Hz Output:12VDC 2.0A

机种型号:

OUR MODEL NO: VSL-12-2A-D

样品编号:

日期:

SAMPLE NO: WT-xxxx

DATE: 2012-02-07

产品颜色:

SAMPLE COLOR: Black White

APPROVAL SIGNATURE/客户确认		
核准/APPROVED BY	审核/CHECKED BY	检测/TESTED BY

Manufacturer/制造商		
业务/SALES	核准/APPROVED BY	设计/DESIGNED BY
Eva	刘灵辉	沙智权

深圳市文通电子有限公司



深圳市文通电子有限公司

型号/Our model: VSL-12-2A-D

客户/Customer: V.K

日期/Date: 2012.02.07

样品编号/SAMPLE No: WT-xxxx

版本目录/Rev. List

版本/Rev.	日期/Date	描述/Description	制订/Design
A0	2012-02-07	新版本/New Rev.	Sha zhi quan

Table of contents

1、描述/DESCRIPTION.....3

2、输入特性/INPUT CHARACTERISTICS.....3

3、输出特性/OUTPUT CHARACTERISTICS.....4-5

4、保护功能/PROTECTION FUNCTION.....5

5、环境要求/ENVIRONMENTAL REQUIREMET.....5~6

6、安全及 EMI 要求/SAFETY AND EMC REQUIREMENT..... 6

7、结构参数/MECHANICAL REQUIREMENT.....7

8、线材/CORD..... 8

9、铭牌附图/LABEL.....9

10、包装说明/PACKING..... 10-11

12、 测试报告/ELECTRICAL TEST REPORT..... 12



1、描述/ DESCRIPTION:

本规格书适应于 WT1202000 型号的开关电源.

The purpose of the document is to specify the functional requirements of a 24W switching power supply.

2、输入特性/INPUT CHARACTERISTICS:

2.1 输入电压/Input Voltage:

额定电压/Rated Voltage:100~240Vac

调整范围/Variation Range:90-264Vac

2.2 输入频率/Input Frequency:

额定频率/ Rated Frequency: 50/60Hz.

调整频率/Variation Frequency:47-63Hz

2.3 输入电流/Input Current:

当输入交流电压为额定值的下限电压负载满载时,最大输入交流电流 1.6

1.6s max At any input voltage and rated, DC output rated load.

2.4 浪涌电流/Inrush Current:

当输出为额定负载,环境温度为 25℃,输入 240Vac 冷态起机时的最大浪涌电流小于 120A.

120 Amps Max. Cold start at 240Vac input, with rated load and 25℃ ambient.

2.5 AC 漏电流/Ac Leakage Current:

当输入电压 240Vac 时,最大漏电流为 0.25mA.

0.25mA Max. At 240Vac input.



3、输出特性/OUTPUT CHARACTERISTICS:

3.1 输出功率/Power output

电压 Voltage	最小负载 Min. Load	额定负载 Rated. Load	待机功耗 Stand by power	输出功率 Output power
12Vdc	0.01A	2.0A	0.5W Max	24W

3.2 负载特性,调整率/Combined Load/Line Regulation

电压 Voltage	最小负载 Min. Load	额定负载 Rated. Load	线性调整 Line Regulation	负载调整 Load Regulation
12Vdc	0.01A	2.0A	±1%	±5%

3.3 纹波和噪音 Ripple and Noise:

测试条件:在额定电压及额定负载条件下,使用示波器带宽为 20MHz 连接到充电器的输出端,同时输出端并联一个 47uF 的电解电容和一个 0.1uF 的瓷片电容.

Under nominal voltage and nominal load,the ripple and noise are as follows when measure with Max.Bandwidth of 20MHz and Parallel 47uF/0.1uF,crossed connected at testing point.

电压	最大纹波/最大噪音
<u>Voltage</u>	<u>Ripple and Noise(Max.)</u>
<u>+12Vdc</u>	120mV p-p

3.4 启动延迟时间/Turn on delay time:

当输入 115Vac 和输出最大负载时,最大启动时间为 3S.
3Second Max.at 115Vac input and output Max.load.

3.5 上升时间/Rise time:

当输入 115Vac 和输出最大负载时最大时间为 40 mS.
40 mS Max.at 115Vac input and output Max load.

3.6 保持时间/Hold up time:

当输入 115Vac 和输出最大负载时,最小保持时间为 10 mS .
10 mS Min.at 115Vac input and output Max.Load.

3.7 效率/Efficiency:

当 115/230Vac 输入电压时, 1/4, 1/2, 3/4 和满载计算平均效率, 最小 75%。
75% Min, At 115/230Vac input voltage,1/4, 1/2, 3/4 and full load calculation average efficiency.



4、保护功能/PROTECTION FUNCTION:

4.1 短路测试/Short circuit test:

该电源供给器在短路解除时能正常工作恢复.

The power supply will be auto recovered when short circuit faults remove.

4.2 过流保护/Over current Protection:

过流故障排除后,电源将自动恢复正常工作.

The power supply will be auto recovered when over current faults remove.

4.3 过压保护/Over Voltage Protection:

当输出电压超过额定电压的 120%~170%时,电源将保护,故障排除后能恢复正常工作.

The power supply will auto recovered when faults remove 120%~170%.

5、环境要求/ENVIRONMENTAL REQUIREMET:

5.1 工作温度/Operating Temperature:

0°C-40°C,满载,正常工作.

0°C to 40°C, Full load, Normal operation.

5.2 储藏温度/Storage Temperature:-20°C to 80°C

带外壳/With package

5.3 工作湿度/Relative Humidity:

5%(0°C)~90%(40°C),72 小时,满载,正常工作.

5%(0°C)~90%(40°C)RH,72Hrs, Full load, Normal operating.

5.4 振动/Vibration:

1. 测试标准:国际电工电子委员会

Operating: IEC 721-3-3 3M3

5~9Hz,A=1.5mm

加速度(9~200Hz,Acceleration 5m/S²)

2. 运输/Transportation:

IEC 721-3-2 2M2

5-9Hz,A=3.5mm

9~200Hz,加速度 Acceleration=5m/S²

200~500Hz,加速度 Acceleration=15m/S²



3. 轴向振动/Axes,10 cycles per axis.

在测试过程中不能出现永久性的损坏.

No permanent damage may occur during testing.

在电源开启和关闭后,样机能够恢复到最初条件.

The SAMPLE has to restore to its original situation after power off/on..

5.5 跌落试验/Dropping Packed:

插墙式跌落高度为 1 米、桌面式跌落高度为 760mm;

1M for wallmount type and 760mm for desktop type as above described.

测试台面是厚 13mm 的夹木板, 离地面高 19-20mm

The horizontal surface consists of hardwood at least 13mm thick, mounted on two layers of plywood each 19mm to 20mm thick,all supported on a concrete or equivalent non-resilient floor.

6、安全要求/SAFETY REQUIREMENT:

6.1 安全:符合标准,

Safety: accord with

6.2 高压/DIELECTRIC STRENGTH Hi-Pot:

初级对次级/Primary to secondary:3000Vac10mA/3S for type test.

6.3 绝缘抗阻/ Insulation resistance:

初级对次级/Primary to secondary:10MΩ min at 500V DC.

6.4 EMI 标准/EMI STANDARD

Meets the Limits of/测试符合

<1>.Fcc part15 class B rules

<2>.EN55022 class B rules

<3>.GB9254-1998,GB17625.1-2003



深圳市文通电子有限公司

型号/Our model: VSL-12-2A-D

客户/Customer: V.K

日期/Date: 2012.02.07

样品编号/SAMPLE No: WT-xxxx

7、 结构参数/MECHANICAL REQUIREMENT:

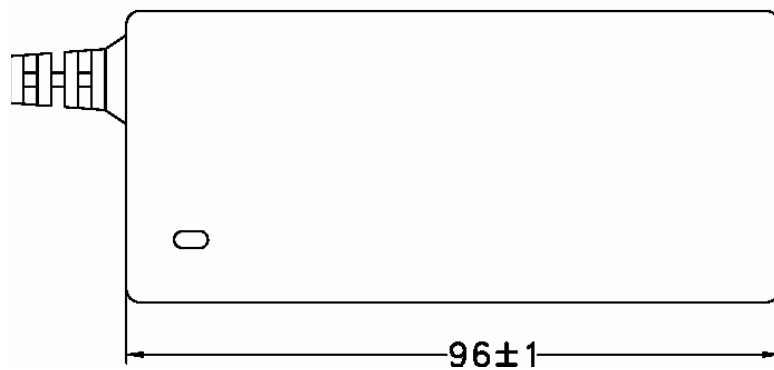

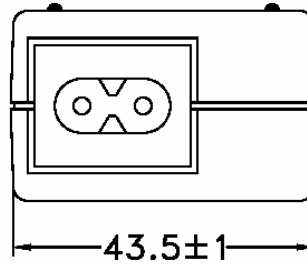
7.1 外壳/Enclosure:

外壳尺寸: L96 x W43.5 x H28.5mm;

The power supply size: L96 x W43.5 x H28.5mm;

7.2 输入线/Input Connector:

IEC-320-C8.





深圳市文通电子有限公司

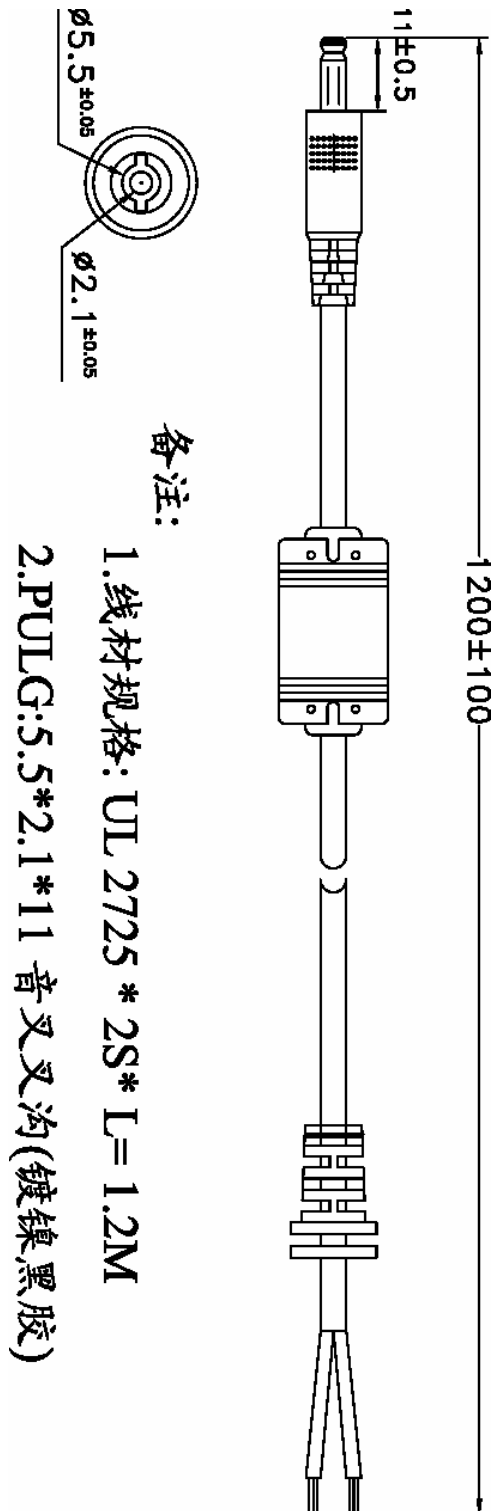
型号/Our model: VSL-12-2A-D

客户/Customer: V.K

日期/Date: 2012.02.07

样品编号/SAMPLE No: WT-xxxx

8、CORD/线材





深圳市文通电子有限公司

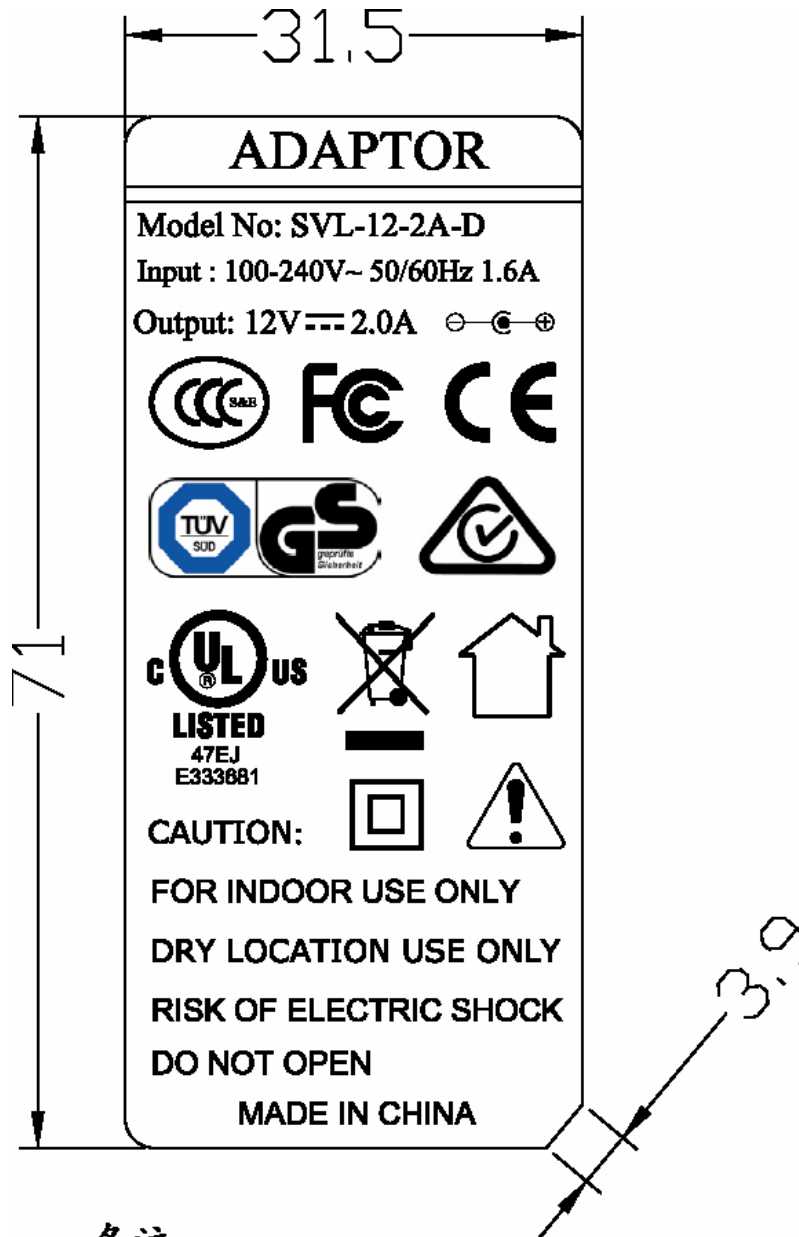
型号/Our model: VSL-12-2A-D

客户/Customer: V.K

日期/Date: 2012.02.07

样品编号/SAMPLE No: WT-xxxx

9、铭牌/LABEL:



备注:

Remarks:

1.黑底银字

Silver characters on black

2.材质: 亚银龙, 94-V0

Material: Mild Silver Dragon. 94-V0

3.处理: 永久背胶

Treatment: Permanent Adhesive



深圳市文通电子有限公司

型号/Our model: VSL-12-2A-D

客户/Customer: V.K

日期/Date: 2012.02.07

样品编号/SAMPLE No: WT-xxxx

10、包装说明/PACKING:

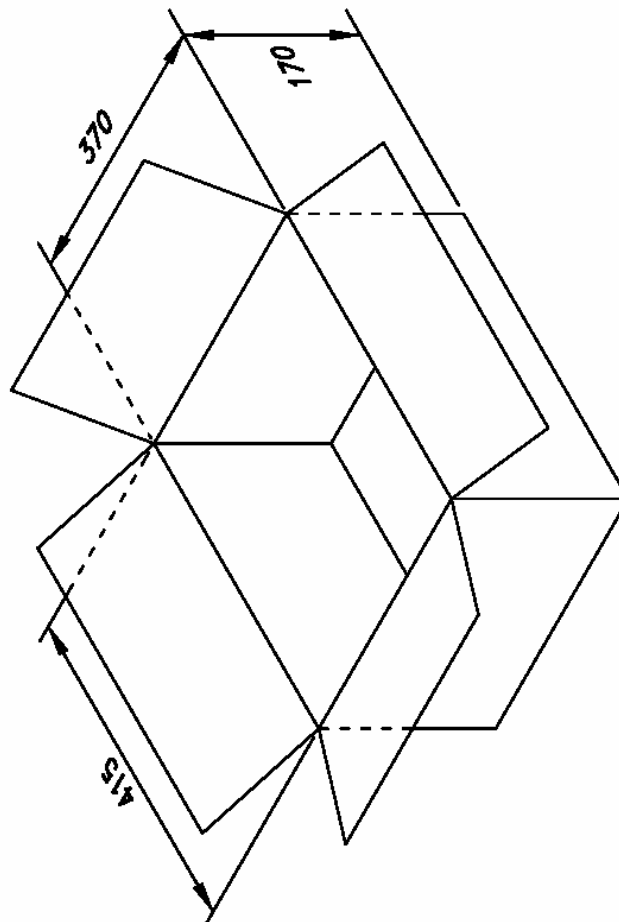
备注:

1. 纸箱材质为A=B

抗张力14公斤/cm²

2. 外箱尺寸为外部尺寸, 公差为: +5,-0.

3. 装箱方式: 以50pcs为一层, 共装一层, 共计
50PCS/箱





深圳市文通电子有限公司

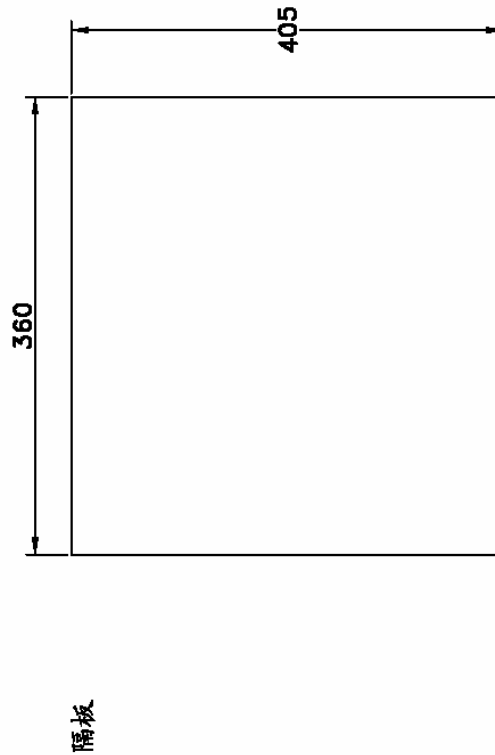
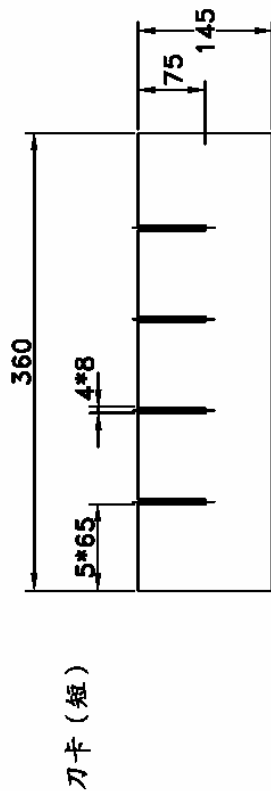
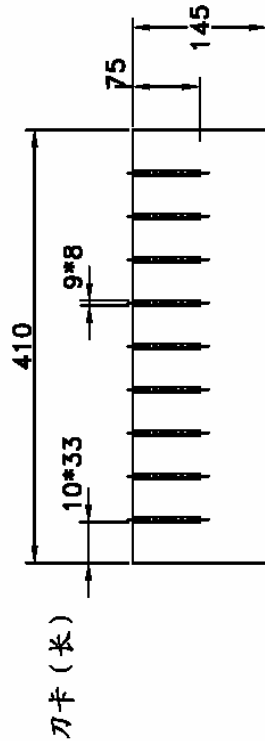
型号/Our model: VSL-12-2A-D

客户/Customer: V.K

日期/Date: 2012.02.07

样品编号/SAMPLE No: WT-xxxx

10、包装说明/PACKING:



备注:

- 1.刀卡(长) 410*130*5mm 内径33mm 9刀口
刀口内径=5mm
- 2.刀卡(短) 360*145*5mm 内径65mm 4刀口
刀口内径=5mm
- 3.隔板 405*360*5mm B=B



深圳市文通电子有限公司

型号/Our model: VSL-12-2A-D

客户/Customer: V.K

日期/Date: 2012.02.07

样品编号/SAMPLE No: WT-xxxx

11、 测试报告/ELECTRICAL TEST REPORT:

No 序号	Test item 测试项目	Test condition 测试条件	Standard spec 标准规格	Test data 测试数据					Unit 单位	Judge 判定 Pass/ Fail
				1	2	3	4	5		
1	Output Voltage 输出电压	Vin100Vac 60Hz Io=0 输入 100Vac 空载	±5%						V	Pass
2	Output Voltage 输出电压	Vin100Vac 60Hz Io=Rated Current 输入 100Vac 60Hz 额定电流	±5%						V	Pass
3	Average Efficiency 平均效率	Vin 115Vac 60Hz 输入 115Vac 60Hz	75%						%	Pass
4	Ripple&Noise mVp-p 纹波&杂讯	Vin100Vac 60Hz Full load 输入 100Vac 60Hz 满载	120mVp-p						mVp-p	Pass
5	Line Regulation 线性调整率	Vin=100V~240V Io=Rated Current 额定电流	±2%	0.0%	0.0%				/	Pass
6	Standby Power 待机功耗	Vin 115Vac 60Hz Io=0 输入 115Vac 60Hz	0.5Max						W	Pass
7	Short circuit test 短路测试	Vin100Vac 60Hz 输入 100Vac 空载	No odor smoke fire plastic deformation and excessive heat happen. 无冒烟,起火,外壳变 形及过热现象	OK	OK				/	Pass
8	OCP 过电流保护	Vin100Vac 60Hz 输入 100Vac							A	
9	Output Voltage 输出电压	Vin240Vac 50Hz Io=0 输入 240Vac 空载	±5%						V	Pass
10	Output Voltage 输出电压	Vin240Vac 50Hz Io=Rated Current 输入 240Vac 60Hz 额定电流	±5%						V	Pass
11	Average Efficiency 平均效率	Vin230Vac 50Hz 输入 230Vac 50Hz	75%						%	Pass
12	Ripple & Noise mVp-p 纹波&杂讯	Vin240Vac 50Hz Full load 输入 240Vac 50Hz 额定电流	120mVp-p						mVp-p	Pass
13	Line Regulation 线性调整率	Vin=100V~240V Io=Rated Current 输入 100V~240V	±2%	0.0%	0.0%				/	Pass
14	Standby Power 待机功耗	Vin230Vac 50Hz Io=0 输入 230V 50Hz	0.5W max							Pass
15	Short circuit test 短路测试	Vin240Vac 50Hz 输入 240Vac 50Hz	No odor smoke fire plastic deformation and excessive heat happen. 无冒烟,起火,外壳变 形及过热现象	OK	OK					Pass
16	OCP 过电流保护	Vin230Vac 50Hz 输入 230Vac 50Hz							A	
17	Hi-pot test 高压测试	高压/DIELECTRIC STRENGTH Hi-Pot: 初级对次级 /Primary to secondary:3000Vac/10mA/3S for type test		OK	OK					Pass
18	Burn in 老化	Input:220Vac/50Hz Full Load 4hrs 输入 220Vac/50Hz 满载 4 小时		OK	OK					Pass
19	Drop test 跌落	Heigh:1m Three*faces(onceon each plane) 高 1 米,3 个面,每面 1 次.		OK	OK					Pass
REMARK 备注										